



IRONMAN[®]

WORLD CHAMPIONSHIP

A New Era on the Wings of a Noio



KAILUA-KONA, HAWAII

TOP THREE MEN

TOP THREE WOMEN

Australia's Craig Alexander overtook Chris Lieto at mile 21 of the marathon and ran his way to a second consecutive Ford Ironman World Championship title. After trailing by more than 12 minutes at the start of the marathon, Alexander ran stride for stride with eventual third place finisher Andreas Raelert, providing approximately 20,000 spectators with an exciting men's marathon.

Great Britain's Chrissie Wellington won for the third consecutive year, breaking the women's overall course record that had been in place for 17 years. Wellington took the lead early, dominating a competitive professional women's field and winning by nearly 20 minutes.

Craig Alexander • Australia • 08:20:21

Chrissie Wellington • Great Britain • 8:54:02




One of only four men – Mark Allen, Dave Scott and Tim DeBoom - to have secured back-to-back titles at the Ironman World Championship; Alexander demonstrated his tenacity and ran down a competitive men's field and second place finisher, Chris Lieto. With a swim time of 50:57, bike time of 4:37:33 and marathon of 2:48:05, Alexander celebrated his win with an overall time of 8:20:21

A three-time Ironman World Champion with 10 Ironman and 70.3 titles on her resume, Wellington had an impressive performance, finishing 22nd overall among the professional men's and women's fields. Wellington broke the women's overall course record, set in 1992 by Paula Newby-Fraser, by 1 minute and 26 seconds. Wellington swam a 54:31, biked a 4:52:07 and ran a 3:03:06, finishing in 8:54:02.

Chris Lieto • USA (Calif.) • 08:22:56

Mirinda Carfrae • Australia • 9:13:59



With four first-place Ironman titles to date, Lieto secured a strong finish in second place after holding a top spot that began at the turnaround in Hawi. Posting the fastest bike split of the day, Lieto secured the Timex Ironman Watch Bonus on the bike course. He swam in 51:07, biked a 4:25:11 and ran 3:02:35 for an overall time of 8:22:56.

An Ironman 70.3 World Champion, Carfrae placed second at this year's Ford Ironman World Championship, her first attempt at the full-distance. With more than 10 70.3 titles to her name, Mirinda swam a 58:45, biked a 5:14:18 and ran a 2:56:51, finishing in 9:13:59. Her fast run broke the women's run course record, set in 2008 by Chrissie Wellington.

Andreas Raelert • Germany • 08:24:32

Virginia Berasategui • Spain • 9:15:28



Raelert competed at the Olympic Games in 2000 and 2004. After missing out on the 2008 Olympic Team, he turned his attention to long-distance racing. To date, Raelert has earned the 2008 Ford Ironman Arizona title, a second place at the 2008 Foster Grant Ironman World Championship 70.3 and a fourth place in Germany earlier this year. He showcased his running skills at this year's Ford Ironman World Championship, rounding out the podium in third. He had a swim of 51:00, bike time of 4:38:00 and a run time of 2:51:04 for an overall time of 8:24:32.

Berasategui earned back-to-back Ironman Lanzarote titles in 2004 and 2005, in addition to multiple wins at Ironman 70.3 Germany, where she currently holds the run course record. She made her way to the top five women during the second half of the bike and held her place throughout the remainder of the race. She swam a 58:52, biked a 5:01:42 and ran a 3:10:43, finishing in 9:15:28.




INDEX

“Swim 2.4 miles, bike 112, run 26.2 miles, brag for the rest of your life”

John Collins

Top 3 Finishers	pg 2
Index.....	pg 4
Stats.....	pg 6
Professional Men’s Results.....	pg 8
Professional Women’s Results	pg 10
Physically Challenged Athleates.....	pg 11
Military Results.....	pg 12
Top Five Swim, Bike & Run Results.....	pg 14
Overall Results.....	pg 17
Men’s Age Group Results.....	pg 64
Women’s Age Group Results.....	pg 99
Partners.....	pg 112



A record breaking year.

Chrissie Wellington broke Paula Newby-Fraser's long standing course record in winning her third straight title at the Ford Ironman World Championship, while Mirinda Carfrae set a new run course record in her first Ironman, running to a second place finish.

Craig Alexander joined some exclusive company, becoming only the fourth man to successfully defend a title in Kona, joining Dave Scott, Mark Allen and Tim DeBoom as a back-to-back winner.

Almanac

KAILUA-KONA
OCTOBER



Rainfall: .59 inches
Sunrise: 6:18 a.m.
Sunset: 6:06 p.m.
Avg water temperature: 79 F (26C)
More than half the swim course is approximately 20 Feet. Some depths reach up to 90 Feet.
Moon Phase: Waxing Gibbous
Moon on October 10, 2009
Average Humidity:
High: 85 percent
Low: 40 percent
Average Temperature:
Avg High: 86F (30C)
Avg Low: 72F (22C)
Record Temperature:
High: 94F (34C)
Low: 57F (14C)

Top Splits

2009
SWIM



PRO MEN
47:42 Flanagan III, John 34 HI USA
47:45 Potts, Andy 33 CO USA
50:03 Jacobs, Pete 28 NSW AUS

PRO WOMEN
50:58 Zelenkova, Lucie 35 GAU ZAF
53:27 Cave, Leanda 31 AZ USA
53:29 Macel, Tereza 35 ON CAN

AGE GROUP MEN
53:05 Nastic, Igor 31 TIC SWI
53:14 Hola, Tim 35 CO USA
53:16 Skipworth, Todd 24 WAA AUS

AGE GROUP WOMEN
53:33 Chura, Haley 24 GA USA
54:20 Ljone, Tracy 33 NM USA
55:23 Browne, Meghan 24 TX USA

Top Splits

2009
BIKE



PRO MEN
4:25:11 Lieto, Chris 37 CA USA
4:28:34 Twelsiek, Maik 29 NRW GER
4:30:05 Weiss, Michael 28 NOE AUT


PRO WOMEN
4:52:07 Wellington, Chrissie 32 NOR GBR
5:01:42 Berasategui, Virginia 34 BIZ ESP
5:04:17 Macel, Tereza 35 ON CAN

AGE GROUP MEN
4:40:27 Werner, Stefan 33 NRW GER
4:42:48 Schifferle, Mike 36 LUC SWI
4:46:59 Schuler, Brido 36 AAR SWI

AGE GROUP WOMEN
5:15:51 Shaw, Rhae 34 WA USA
5:15:53 Nichols, Renee 27 QLD AUS
5:16:13 Calkins, Kathleen 34 CA USA

Top Splits

2009
RUN



PRO MEN
2:48:05 Alexander, Craig 36 NSW AUS
2:51:05 Raelert, Andreas 33 NS GER
2:51:32 Morales, Ezequiel 36 BUE ARG

PRO WOMEN
2:56:51 Carfrae, Mirinda 28 QLD AUS
3:03:06 Wellington, Chrissie 32 NOR GBR
3:04:32 Keat, Rebekah 31 QLD AUS

AGE GROUP MEN
2:51:19 Thorne, Joe 25 TX USA
2:55:24 Kuwabara, Hirotsugu 29 OKI JPN
3:01:02 Stilgenbauer, Juergen 27 PFA GER

AGE GROUP WOMEN
3:18:36 Wlad, Kerrie 38 CO USA
3:22:14 Balbach, Silvia 32 GER
3:23:50 Toebe, Svenja 31 BAD GER

Fun Facts

DID YOU
KNOW?



Did You Know?

- 1,779 athletes started, 1,778 came out of the Water and 1 did not finish the swim.
- 1,774 athletes started the bike
- 1,653 athletes were official finishers
- Finisher Rate: 92.9%
- Last Official Finisher: Richard Decker 16:59:12
- Fastest Transitions: Terenzo Bozzone T1: 1:43 T2: 1:57, (T) TOTAL 0:03:40
- Longest time spent in transitions: (T) TOTAL 1:01:37
- Slowest transition time: T2: 57:37
- Finishers by Gender: SEX = F 453 27.4% SEX = M 1,200 72.6%

Top Ten

ALL-TIME
SWIMS




MEN
46:41 Lars Jorgensen USA 98
46:44 Lars Jorgensen USA 95
46:50 Jan Sibbensen GER 03
47:01 Noa Sakamoto USA 08
47:02 John Flanagan USA 08
47:04 Jan Sibbensen GER 04
47:15 Hiroki Hikida JPN 03
47:39 Bradford Hinshaw USA 86
47:41 John Weston USA 03
47:42 John Flanagan III USA 09

WOMEN
48:43 Jodi Jackson USA 99
49:11 Wendy Ingraham USA 98
49:51 Barb Lindquist USA 00
49:52 Wendy Ingraham USA 99
49:57 Ute Mueckel GER 97
50:28 Wendy Ingraham USA 99
50:28 Monica Caplan USA 03
50:29 Linda Gallo USA 03
50:30 Raleigh Tennant AUS 99
50:31 Jennifer Hinshaw USA 84

Top Ten

ALL-TIME
BIKES



MEN
4:18:23 Normann Stadler GER 06
4:21:36 Torbjorn Sindballe DNK 05
4:24:50 Thomas Hellriegel GER 96
4:25:11 Chris Lieto USA 09
4:25:24 Faris Al-Sultan GER 05
4:25:26 Torbjorn Sindballe DNK 07
4:25:35 Chris Lieto USA 06
4:26:15 Ain Alar Juhanson EST 08
4:27:23 Chris Lieto USA 05
4:27:25 Mitchell Anderson AUS 05

WOMEN
4:48:30 Paula Newby-Fraser ZIM 93
4:50:16 Erin Baker NZL 93
4:50:16 Karin Thuerig DUI 05
4:50:41 Karin Thuerig DUI 03
4:52:00 Natascha Badmann SUI 05
4:52:07 Wellington, Chrissie GBR 09
4:52:26 Natascha Badmann SUI 02
4:53:47 Natascha Badmann SUI 96
4:54:13 Michellie Jones USA 05
4:55:32 Karin Thuerig SUI 02
4:56:34 Paula Newby-Fraser ZIM 92

*until 98, bike splits included both T1 and T2.

Many of the records at the Ford Ironman World Championship have stood the test of time, no-doubt a tribute to the athletes who dominated the sport in it's early years. 2009 will be remembered as the year that Chrissie Wellington and Craig Alexander put their names in the record books next to those of Paula Newby-Fraser, Dave Scott, Mark Allen and Luc Van Lierde.

Age group wonder Cherie Gruenfeld also added her name to the record books in 2009 as she broke another of Sister Madonna Buder's age group records.

Top Ten

ALL-TIME
RUNS



MEN
2:40:04 Mark Allen USA 89
2:41:03 Dave Scott USA 89
2:41:48 Luc Van Lierde BEL 96
2:41:57 Olivier Bernhard SUI 99
2:42:02 Chris McCormack AUS 07
2:42:09 Mark Allen USA 95
2:42:09 Mark Allen USA 91
2:42:18 Mark Allen USA 92
2:42:46 Luc Van Lierde BEL 99
2:43:55 Sergio Marques PRT 06

WOMEN
2:56:51 Mirinda Carfrae AUS 09
2:57:44 Chrissie Wellington GBR 08
2:58:36 Sandra Wallenhorst GER 08
2:59:16 Lori Bowden CAN 99
2:59:58 Chrissie Wellington GBR 07
3:00:52 Samantha McGlone CAN 07
3:01:25 Erika Csomor HUN 07
3:02:10 Lori Bowden CAN 03
3:02:19 Kate Major AUS 05
3:03:06 Chrissie Wellington GBR 09



2009 Ford Ironman World Championship Results

Pro Men's Results

Pro Men

Place	Bla	Time	Numb	Fname	Lname	Cnt	Rep	Swim	Tr1	Bike	Tr2	Run
1		08:20:21	1	Craig	Alexander	AUS	AUS	50:57	1:44	4:37:33	2:04	2:48:05
2		08:22:56	24	Chris	Lieto	USA	USA	51:07	1:44	4:25:11	2:21	3:02:35
3		08:24:32	54	Andreas	Raelert	GER	GER	51:00	2:05	4:38:01	2:25	2:51:05
4		08:25:20	15	Chris	McCormack	AUS	AUS	52:51	1:55	4:32:45	1:53	2:55:59
5		08:28:17	32	Rasmus	Henning	DNK	DNK	51:06	2:03	4:37:07	2:30	2:55:33
6		08:28:52	28	Timo	Bracht	GER	GER	54:30	1:49	4:33:49	2:19	2:56:27
7		08:29:55	79	Dirk	Bockel	LUX	LUX	50:50	1:56	4:37:29	2:00	2:57:42
8		08:30:15	161	Pete	Jacobs	AUS	AUS	50:03	1:43	4:38:41	2:35	2:57:14
9		08:30:30	7	Andy	Potts	USA	USA	47:45	1:56	4:46:07	2:29	2:52:15
10		08:31:44	11	Faris	Al-Sultan	UAE	GER	50:53	1:49	4:33:40	2:13	3:03:11
11		08:34:45	30	Terenzo	Bozzone	NZL	NZL	50:55	1:43	4:37:25	1:57	3:02:47
12		08:35:10	14	Maik	Twelsiek	GER	GER	52:54	2:08	4:28:34	2:09	3:09:27
13		08:37:29	8	Mathias	Hecht	SWI	SWI	50:54	1:51	4:37:32	2:27	3:04:47
14		08:37:55	2	Eneko	Llanos	ESP	ESP	51:06	1:52	4:37:17	2:39	3:05:03
15		08:38:38	25	Luke	McKenzie	AUS	AUS	50:51	1:50	4:37:29	2:10	3:06:19
16		08:41:13	48	Bert	Jammaer	BEL	BEL	52:49	1:46	4:38:06	2:27	3:06:07
17		08:48:53	75	Clemente	Alonso-McKernan	ESP	ESP	51:04	2:26	4:49:41	7:14	2:58:29
18		08:49:15	4	Ronnie	Schildknecht	SWI	SWI	53:33	2:02	4:43:38	2:24	3:07:40
19		08:49:22	10	Eduardo	Sturla	ARG	ARG	55:42	2:05	4:42:05	2:41	3:06:51
20		08:51:35	68	Stephan	Vuckovic	GER	GER	52:50	1:59	4:56:31	2:04	2:58:13
21		08:53:14	82	Reinaldo	Colucci	BRA	BRA	51:03	1:58	4:36:27	2:10	3:21:39
22		08:53:41	5	Cameron	Brown	NZL	NZL	52:50	1:52	4:44:52	2:02	3:12:07
23		08:54:27	170	Ezequiel	Morales	ARG	ARG	55:46	1:52	5:02:08	3:11	2:51:32
24		08:55:11	72	Bruno	Clerbout	BEL	BEL	55:06	2:13	4:54:12	2:40	3:01:01
25		08:55:54	69	Michael	Weiss	AUT	AUT	1:03:05	2:39	4:30:05	1:57	3:18:10
26		08:57:39	19	Christian	Brader	GER	GER	59:56	2:09	4:49:14	2:13	3:04:09
27		08:58:06	177	Jan	Raphael	GER	GER	51:06	2:04	4:57:38	2:27	3:04:53
28		08:58:35	171	Gregorio	Morales	ESP	ESP	59:48	2:40	4:55:41	2:06	2:58:23
29		08:59:53	21	Dejan	Patrcevic	HRV	HRV	53:26	1:49	5:02:50	2:12	2:59:38
30		09:01:30	37	Frank	Vytrisal	GER	GER	54:32	1:49	4:44:09	3:11	3:17:52
31		09:04:35	76	Mitchell	Anderson	AUS	AUS	57:21	2:30	4:38:29	2:39	3:23:37
32		09:06:20	50	TJ	Tollakson	USA	USA	52:52	2:09	4:52:38	2:37	3:16:07
33		09:07:59	62	Matt	White	AUS	AUS	55:47	1:55	4:58:06	2:30	3:09:43
34		09:09:38	67	Frederik	Van Lierde	BEL	BEL	50:59	1:45	4:37:35	3:33	3:35:49
35		09:11:07	23	Mike	Neill	CAN	CAN	58:52	2:13	4:59:12	3:02	3:07:49
36		09:12:30	163	Uwe	Kappelhoff	GER	GER	57:23	2:04	4:59:21	3:30	3:10:13
37		09:13:57	88	Mikel	Elgezabal	ESP	ESP	56:25	1:57	4:43:34	2:50	3:29:13
38		09:14:07	77	Simon	Billeau	FRA	FRA	55:38	1:45	4:46:44	2:13	3:27:48
39		09:14:46	41	Matt	Lieto	USA	USA	54:33	1:52	4:46:04	3:36	3:28:44
40		09:14:59	34	Luc	Van Lierde	BEL	BEL	50:56	1:47	4:49:50	2:42	3:29:45
41		09:16:02	53	Philip	Graves	GBR	GBR	50:06	1:48	4:44:25	2:08	3:37:35
42		09:16:45	169	Serge	Meyer	SWI	SWI	1:03:10	2:27	4:55:14	3:42	3:12:15
43		09:17:19	98	Bernhard	Hiebl	AUT	AUT	55:57	1:51	5:08:35	3:22	3:07:36
44		09:18:34	74	Mike	Aigroz	SWI	SWI	52:47	1:59	4:56:38	2:12	3:25:00
45		09:19:56	18	Stephen	Bayliss	GBR	GBR	50:58	1:40	5:08:13	2:12	3:16:55
46		09:20:11	94	Nils	Goerke	GER	GER	1:02:53	2:09	4:56:02	2:47	3:16:23

2009 Ford Ironman World Championship Results

Pro Men's Results

Place	Bla	Time	Numb	Fname	Lname	Cnt	Rep	Swim	Tr1	Bike	Tr2	Run
47		09:21:06	46	Brad	Seng	USA	USA	58:56	2:34	5:16:42	2:46	3:00:10
48		09:23:03	26	Petr	Vabrousek	CZE	CZE	59:53	2:46	4:55:32	2:34	3:22:20
49		09:23:13	173	Hiroyuki	Nishiuchi	JPN	JPN	50:57	2:14	5:20:25	2:56	3:06:43
50		09:23:37	165	Enrico	Knobloch	GER	GER	58:47	1:55	4:39:11	2:05	3:41:41
51		09:25:05	84	James	Cunnama	ZAF	ZAF	57:20	2:15	5:02:10	3:09	3:20:14
52		09:25:33	31	Patrick	Wallimann	SWI	SWI	59:58	2:13	4:56:01	3:45	3:23:37
53		09:28:45	27	Benjamin	Rossmann	GER	GER	1:06:54	2:11	5:04:17	2:37	3:12:48
54		09:29:41	49	Shingo	Tani	JPN	JPN	1:03:14	2:46	5:15:03	2:33	3:06:06
55		09:29:54	100	Ben	Hoffman	USA	USA	54:29	2:02	4:43:31	2:40	3:47:13
56		09:34:25	95	Jarmo	Hast	FIN	FIN	54:29	2:06	5:06:41	2:35	3:28:35
57		09:35:07	181	Kuniaki	Takahama	JPN	JPN	52:49	2:55	5:27:22	3:39	3:08:24
58		09:35:15	80	Chris	Brands	NLD	NLD	59:55	2:22	4:59:55	3:30	3:29:35
59		09:36:14	164	Bernhard	Keller	AUT	AUT	1:03:07	1:59	5:08:07	2:58	3:20:05
60		09:41:02	65	Sergio	Marques	PRT	PRT	1:02:50	1:49	5:31:26	5:42	2:59:17
61		09:42:16	56	Brian	Lavelle	USA	USA	51:01	2:08	5:12:45	3:59	3:32:24
62		09:42:43	176	Marc	Pschebizin	GER	GER	59:54	2:19	5:12:30	2:54	3:25:08
63		09:46:30	166	Norbert	Langbrandtner	AUT	AUT	55:53	2:34	5:17:30	3:38	3:26:57
64		09:56:23	96	Justin	Henkel	USA	USA	1:16:02	2:50	4:57:39	2:54	3:37:01
65		09:57:08	55	John	Flanagan III	USA	USA	47:42	2:04	5:10:12	2:51	3:54:21
66		09:59:13	175	Raul	Pereira	BRA	BRA	57:24	2:23	5:12:50	3:11	3:43:28
67		09:59:30	85	Billy	Edwards	USA	USA	1:15:29	1:59	5:25:02	3:49	3:13:13
68		10:01:33	172	Hans	Muehlbauer	GER	GER	57:24	2:05	5:33:25	3:50	3:24:50
69		10:17:29	167	Andrew	Mackay	NZL	NZL	52:49	1:59	5:17:47	2:40	4:02:15
70		10:22:35	66	Nicholas Peter	Munoz	ESP	GBR	1:08:30	2:20	5:36:10	13:38	3:22:00
71		10:32:00	9	Michael	Lovato	USA	USA	53:32	1:41	4:51:23	2:19	4:43:06
72		10:42:01	182	Anthony	Toth	CAN	CAN	1:00:11	2:15	5:21:22	5:40	4:12:35
73		10:45:43	168	Jason	McMillian	USA	USA	58:54	2:53	5:14:34	2:23	4:27:02
74		11:15:35	58	Andreas	Niedrig	GER	GER	51:12	2:13	5:28:35	5:28	4:48:10
75		11:17:56	13	Ain Alar	Juhanson	EST	EST	1:00:24	3:06	4:31:37	4:09	5:38:43
76		14:30:53	160	Shigenobu	Ikegata	JPN	JPN	57:07	1:50	5:11:50	2:28	8:17:40
77			29	Francisco	Pontano	ESP	ESP	50:58	1:58	4:45:02		
78			33	Timothy	DeBoom	USA	USA	51:02	2:24			
79			57	Scott	Neyedli	SCO	SCO	51:05	1:57	4:43:04		2:59
80			63	Hektor	Llanos	ESP	ESP	52:47	2:11	5:26:12		
81			70	Torsten Le	Abel	USA	GER	52:53	1:57	6:33:09		27:20
82			174	Courtney	Ogden	AUS	AUS	53:26	2:25	5:00:43		
83			6	Patrick	Vernay	NCL	NCL	53:34	1:59			
84			89	Markus	Fachbach	GER	GER	54:28	2:05	4:55:04		2:28
85			12	Normann	Stadler	DEU	DEU	55:03	1:49	4:30:40		2:00
86			78	Jasper	Blake	CAN	CAN	55:04	2:04	5:14:57		
87			162	Jimmy	Johnsen	DNK	DNK	55:54	1:45	4:56:37		
88			35	Thomas	Hellriegel	GER	GER	56:02	2:47	5:00:06		
89			180	Sven	Sundberg	GER	GER	57:05	1:46	4:49:51		2:33
90			93	Michael	Goehner	GER	GER	57:14	1:52	5:06:33		2:38
91			47	Christophe	Bastie	FRA	FRA	1:00:18	2:28			
92			178	Stefan	Riesen	SWI	SWI	1:02:52	2:05	4:46:41		2:11
93			22	Marino	Vanhoenacker	BEL	BEL	52:46	2:04	4:39:10		2:10
94	DQ	09:29:25	59	Byung Hoon	Park	KOR	KOR	1:05:02	2:24	4:53:51	2:30	3:25:40



Pro Women's Results

Pro Women's Results

Pro Women	Place	Bla	Time	Numb	Fname	Lname	Cnt	Rep	Swim	Tr1	Bike	Tr2	Run
	1		08:54:02	101	Chrissie	Wellington	GBR	GBR	54:31	2:15	4:52:07	2:05	3:03:06
	2		09:13:59	131	Mirinda	Carfrae	AUS	AUS	58:45	1:54	5:14:18	2:14	2:56:51
	3		09:15:28	106	Virginia	Berasategui	ESP	ESP	58:52	2:04	5:01:42	2:08	3:10:43
	4		09:23:43	127	Tereza	Macel	CAN	CZE	53:29	2:13	5:04:17	2:35	3:21:12
	5		09:30:28	126	Samantha	McGlone	USA	CAN	58:47	2:03	5:16:17	1:57	3:11:27
	6		09:32:27	146	Rachel	Joyce	GBR	GBR	53:31	2:21	5:10:03	2:51	3:23:43
	7		09:34:45	113	Joanna	Lawn	NZL	NZL	57:16	2:10	5:19:10	2:36	3:13:35
	8		09:38:28	103	Sandra	Wallenhorst	GER	GER	1:03:07	2:30	5:20:43	2:46	3:09:24
	9		09:40:59	110	Dede	Griesbauer	USA	USA	55:05	2:13	5:10:22	2:29	3:30:53
	10		09:42:41	125	Tyler	Stewart	USA	USA	1:08:31	2:20	5:06:20	2:31	3:22:59
	11		09:44:27	105	Linsey	Corbin	USA	USA	1:03:05	2:20	5:19:12	2:15	3:17:37
	12		09:47:00	129	Tine	Deckers	BEL	BEL	1:02:55	2:01	5:08:44	2:18	3:31:05
	13		09:50:13	154	Sonja	Tajsich	GER	GER	1:12:06	2:04	5:14:35	3:35	3:17:54
	14		09:51:59	112	Caitlin	Snow	USA	USA	58:50	2:53	5:32:52	2:45	3:14:41
	15		09:55:48	137	Edith	Niederfriniger	ITA	ITA	59:46	2:15	5:24:21	2:52	3:26:36
	16		09:56:04	132	Catriona	Morrison	GBR	GBR	57:23	2:16	5:17:51	2:49	3:35:45
	17		09:57:49	138	Bree	Wee	USA	USA	55:47	2:24	5:24:06	2:30	3:33:04
	18		10:01:13	117	Emi	Shiono	JPN	JPN	1:12:53	2:16	5:22:49	3:17	3:20:00
	19		10:01:52	124	Kate	Major	USA	AUS	58:46	2:13	5:24:32	1:58	3:34:24
	20		10:02:24	133	Leanda	Cave	USA	GBR	53:27	2:01	5:19:02	2:16	3:45:40
	21		10:04:17	145	Jessica	Jacobs	USA	USA	1:12:47	2:10	5:19:03	5:16	3:25:02
	22		10:04:42	130	Lucie	Zelenkova	ZAF	CZE	50:58	2:04	5:24:21	2:13	3:45:06
	23		10:04:45	114	Martina	Dogana	ITA	ITA	1:05:00	2:07	5:38:46	2:40	3:16:14
	24		10:04:58	128	Heather	Gollnick	USA	USA	59:55	2:17	5:24:23	4:08	3:34:17
	25		10:05:21	149	Monika	Lehmann	SWI	SWI	1:04:59	2:59	5:23:19	3:04	3:31:02
	26		10:08:25	104	Erika	Csomor	HUN	HUN	1:03:12	2:39	5:23:01	2:09	3:37:26
	27		10:09:45	111	Charlotte	Paul	AUS	AUS	1:03:04	2:04	5:39:18	3:15	3:22:06
	28		10:10:54	152	Kathrin	Wu	GER	GER	1:03:00	2:26	5:29:29	3:05	3:32:57
	29		10:17:00	141	Andrea	Brede	GER	GER	59:59	2:20	5:52:42	3:24	3:18:37
	30		10:19:31	118	Paolina	Allan	CAN	CAN	1:09:36	2:20	5:24:54	4:03	3:38:41
	31		10:20:16	134	Lisbeth	Kristensen	SWI	DNK	1:00:09	2:16	5:38:57	2:57	3:35:59
	32		10:20:46	155	Nicole	Ward	AUS	AUS	59:49	2:19	5:44:20	2:19	3:32:01
	33		10:23:19	157	Haley	Cooper	USA	USA	1:08:36	2:04	5:27:54	2:15	3:42:32
	34		10:31:57	151	Maki	Nishiuchi	JPN	JPN	54:25	2:07	5:53:52	2:30	3:39:05
	35		10:32:00	135	Kim	Loeffler	USA	USA	1:08:34	2:07	5:26:33	2:57	3:51:50
	36		10:37:44	123	Fernanda	Keller	BRA	BRA	1:03:09	2:44	5:52:11	4:11	3:35:32
	37		11:31:25	139	Abigail	Bayley	GBR	GBR	1:03:03	2:32	5:51:30	2:35	4:31:47
	38		11:47:27	150	Yasuko	Miyazaki	JPN	JPN	1:07:22	2:42	6:29:33	3:37	4:04:15
	39			108	Gina	Crawford	NZL	NZL	53:35	2:18	5:54:49		
	40			147	Charlotte	Kolters	DNK	DNK	55:39	2:30	5:14:25	2:57	
	41			121	Michellie	Jones	USA	AUS	55:49	1:57	5:23:11	2:40	
	42			115	Belinda	Granger	AUS	AUS	57:09	2:07	5:18:05	2:24	
	43			107	Bella	Bayliss	GBR	GBR	58:51	2:44	5:17:28	5:29	
	44			156	Heather	Wurtele	CAN	CAN	59:47	2:26			
	45			102	Yvonne	Van Vlerken	AUT	NLD	1:02:50	2:09	5:16:41	2:37	

Place	Bla	Time	Numb	Fname	Lname	Cnt	Rep	Swim	Tr1	Bike	Tr2	Run
46			153	Megumi	Shigaki	JPN	JPN	1:03:02	2:21			
47			120	Natascha	Badmann	SWI	SWI	1:03:03	2:25	5:19:48	4:33	
48			140	Tiina	Boman	FIN	FIN	1:03:11	2:06	5:34:08	3:39	
49			148	Tamara	Kozulina	UKR	UKR	1:03:13	2:11	5:19:31	2:50	
50	DNF		109	Gina	Kehr	USA	USA	53:31	2:04	5:25:26	7:08	
51	DQ	09:25:48	116	Rebekah	Keat	AUS	AUS	57:17	2:00	5:15:50	6:10	3:04:32



Physically Challenged

Physically Challenged Men

Place	Bla	Time	Numb	Lname	Fname	Cnt	Rep	Swim	Tr1	Bike	Tr2	Run
1		12:09:57	208	Cowie, Brian		CAN	CAN	1:28:42	8:59	5:14:41	11:14	5:06:23
2		12:25:04	203	Lester, Jason		USA	USA	1:27:52	4:37	6:14:41	5:50	4:32:06
3		12:58:34	205	Geier, Gerald		GER	GER	1:08:10	5:19	6:53:31	5:39	4:45:56
4	DNF		202	Garcia-Tolson, Rudy		USA	USA	1:05:50	8:08			
5	DNF		207	Gunter, Jason		USA	USA	1:22:47	12:27	8:24:16	11:47	
6	DNF		206	Maeda, Yoshinobu		JPN	JPN	1:29:44	8:54			



Hand Cycle

Hand Cycle Men

Place	Bla	Time	Numb	Lname	Fname	Cnt	Rep	Swim	Tr1	Bike	Tr2	Run
1		11:25:27	210	Fowler, Jason		USA	USA	1:27:35	3:56	7:32:03	2:51	2:19:04
2		11:35:38	212	Bailey, David		USA	USA	1:29:40	1:58	7:29:24	4:15	2:30:23
3		12:57:27	213	Siska, Michal		CZE	CZE	1:19:41	7:25	8:11:10	16:50	3:02:24
4	DNF		211	Svehla, Zbynek		CZE	CZE	1:10:01	9:35			

Hand Cycle Women

Place	Bla	Time	Numb	Lname	Fname	Cnt	Rep	Swim	Tr1	Bike	Tr2	Run
1		11:10:14	214	Van Der Vorst, Monique		NLD	NLD	1:14:53	5:24	7:04:19	4:29	2:41:11



Military Men's Results

Top Five Swim, Bike and Run

Military Men

Place	Time	Numb	Lname	Fname	Cnt	Rep	Swim	Tr1	Bike	Tr2	Run	Military
1	09:49:29	858	Jones, Scott		USA	USA	1:01:37	3:18	5:08:46	4:13	3:31:37	US Navy
2	09:56:55	1006	Price, Greg		USA	USA	59:53	3:24	5:16:27	2:39	3:34:35	Greg Price
3	10:15:48	1279	Bachl, Christopher		USA	USA	1:06:08	2:58	5:09:04	8:08	3:49:32	US Army
4	10:19:22	739	Ferreira, Mike		USA	USA	1:05:06	2:31	5:30:52	4:11	3:36:44	US Coast Guard
5	10:26:44	1302	Guthrie, Lee		USA	USA	56:52	2:30	5:38:18	3:56	3:45:10	US Air Force

Military Women

Place	Time	Numb	Lname	Fname	Cnt	Rep	Swim	Tr1	Bike	Tr2	Run	Military
1	10:51:20	1385	Eakin, Tina		USA	USA	1:13:02	3:33	5:57:20	4:45	3:32:42	US Army
2	11:05:49	1796	Springer, Laura		USA	USA	58:14	2:29	5:47:29	3:17	4:14:22	US Coast Guard
3	11:16:34	1609	Ruscetta, Abigail		USA	USA	1:00:26	3:25	6:07:22	2:53	4:02:30	US Air Force
4	11:49:29	1785	Spiese, Darcy		USA	USA	1:05:11	5:03	6:33:28	6:04	3:59:44	Greg Price
5	12:42:13	1406	Towle, Wendy		USA	USA	1:26:03	3:33	6:16:37	5:00	4:51:01	US Navy

Fastest Swim - Pro Men

Place	Swim	Numb	Lname	Fname	City	Pro	Cnt	Ag
1	47:42	55	Flanagan III, John		Mililani	HI	USA	34
2	47:45	7	Potts, Andy		Colorado S	CO	USA	33
3	50:03	161	Jacobs, Pete		Sydney	NSW	AUS	28

Fastest Swim - Pro Women

Place	Swim	Numb	Lname	Fname	City	Pro	Cnt	Ag
1	50:58	130	Zelenkova, Lucie		Sandton	GAU	ZAF	35
2	53:27	133	Cave, Leanda		Tucson	AZ	USA	31
3	53:29	127	Macel, Tereza		Toronto	ON	CAN	35

Fastest Bike - Pro Men

Place	Bike	Numb	Lname	Fname	City	Pro	Cnt	Ag
1	4:25:11	24	Lieto, Chris		Danville	CA	USA	37
2	4:28:34	14	Twelsiek, Maik		Lemgo	NRW	GER	29
3	4:30:05	69	Weiss, Michael		Gumpoldski	NOE	AUT	28

Fastest Bike - Pro Women

Place	Bike	Numb	Lname	Fname	City	Pro	Cnt	Ag
1	4:52:07	101	Wellington, Chrissie		Feltwell	NOR	GBR	32
2	5:01:42	106	Berasategui, Virginia		Bilbao	BIZ	ESP	34
3	5:04:17	127	Macel, Tereza		Toronto	ON	CAN	35

Fastest Run - Pro Men

Place	Run	Numb	Lname	Fname	City	Pro	Cnt	Ag
1	2:48:05	1	Alexander, Craig		Cronulla	NSW	AUS	36
2	2:51:05	54	Raelert, Andreas		Drage	NS	GER	33
3	2:51:32	170	Morales, Ezequiel		Lobos	BUE	ARG	36



2009 Ford Ironman World Championship Results

Top Five Swim, Bike and Run

Fastest Run - Pro Women

Place	Run	Numb	Lname	Fname	City	Pro	Cnt	Ag
1	2:56:51	131	Carfrae, Mirinda		Brisbane	QLD	AUS	28
2	3:03:06	101	Wellington, Chrissie		Feltwell	NOR	GBR	32
3	3:04:32	116	Keat, Rebekah		Burleigh H	QLD	AUS	31

Fastest Swim - Age Group Men

Place	Swim	Numb	Lname	Fname	Ag	City	Pro	Cnt
1	53:05	1575	Nastic, Igor		31	Bellinzona	TIC	SWI
2	53:14	40	Hola, Tim		35	Highlands	CO	USA
3	53:16	1826	Skipworth, Todd		24	Perth	WAA	AUS

Fastest Swim - Age Group Women

Place	Swim	Numb	Lname	Fname	Ag	City	Pro	Cnt
1	53:33	1853	Chura, Haley		24	Smyrna	GA	USA
2	54:20	1626	Ijone, Tracy		33	Albuquerque	NM	USA
3	55:23	1850	Browne, Meghan		24	Austin	TX	USA

Fastest Bike - Age Group Men

Place	Bike	Numb	Lname	Fname	Ag	City	Pro	Cnt
1	4:40:27	36	Werner, Stefan		33	Bocholt	NRW	GER
2	4:42:48	73	Schifferle, Mike		36	Ballwil	LUC	SWI
3	4:46:59	1321	Schuler, Brido		36	Wuerenling	AAR	SWI

Fastest Bike - Age Group Women

Place	Bike	Numb	Lname	Fname	Ag	City	Pro	Cnt
1	5:15:51	1617	Shaw, Rhae		34	Seattle	WA	USA
2	5:15:53	1800	Nichols, Renee		27	Queensland	QLD	AUS
3	5:16:13	1602	Calkins, Kathleen		34	Gold River	CA	USA



2009 Ford Ironman World Championship Results

Top Five Swim, Bike and Run

Fastest Run - Age Group Men

Place	Run	Numb	Lname	Fname	Ag	City	Pro	Cnt
1	2:51:19	1759	Thorne, Joe		25	Austin	TX	USA
2	2:55:24	1683	Kuwabara, Hirotsugu		29	Tomigusuku	OKI	JPN
3	3:01:02	1736	Stilgenbauer, Juergen		27	Worms	PFA	GER


Fastest Run - Age Group Women

Place	Run	Numb	Lname	Fname	Ag	City	Pro	Cnt
1	3:18:36	1263	Wlad, Kerrie		38	Longmont	CO	USA
2	3:22:14	1635	Balbach, Silvia		32	Deusseldorf		GER
3	3:23:50	1657	Toebe, Svenja		31	Karlsruhe	BAD	GER



Overall Results

Place	Bla	Time	Numb	Lname	Fname	Cnt	Rep	Cpl	Category	Swim	Tr1	Bike	Tr2	Run
1		08:20:21	1	Alexander, Craig		AUS	AUS	1	MPRO	50:57	1:44	4:37:33	2:04	2:48:05
2		08:22:56	24	Lieto, Chris		USA	USA	2	MPRO	51:07	1:44	4:25:11	2:21	3:02:35
3		08:24:32	54	Raelert, Andreas		GER	GER	3	MPRO	51:00	2:05	4:38:01	2:25	2:51:05
4		08:25:20	15	McCormack, Chris		AUS	AUS	4	MPRO	52:51	1:55	4:32:45	1:53	2:55:59
5		08:28:17	32	Henning, Rasmus		DNK	DNK	5	MPRO	51:06	2:03	4:37:07	2:30	2:55:33
6		08:28:52	28	Bracht, Timo		GER	GER	6	MPRO	54:30	1:49	4:33:49	2:19	2:56:27
7		08:29:55	79	Bockel, Dirk		LUX	LUX	7	MPRO	50:50	1:56	4:37:29	2:00	2:57:42
8		08:30:15	161	Jacobs, Pete		AUS	AUS	8	MPRO	50:03	1:43	4:38:41	2:35	2:57:14
9		08:30:30	7	Potts, Andy		USA	USA	9	MPRO	47:45	1:56	4:46:07	2:29	2:52:15
10		08:31:44	11	Al-Sultan, Faris		UAE	GER	10	MPRO	50:53	1:49	4:33:40	2:13	3:03:11
11		08:34:45	30	Bozzzone, Terenzo		NZL	NZL	11	MPRO	50:55	1:43	4:37:25	1:57	3:02:47
12		08:35:10	14	Twelsiek, Maik		GER	GER	12	MPRO	52:54	2:08	4:28:34	2:09	3:09:27
13		08:37:29	8	Hecht, Mathias		SWI	SWI	13	MPRO	50:54	1:51	4:37:32	2:27	3:04:47
14		08:37:55	2	Llanos, Eneko		ESP	ESP	14	MPRO	51:06	1:52	4:37:17	2:39	3:05:03
15		08:38:38	25	McKenzie, Luke		AUS	AUS	15	MPRO	50:51	1:50	4:37:29	2:10	3:06:19
16		08:41:13	48	Jammaer, Bert		BEL	BEL	16	MPRO	52:49	1:46	4:38:06	2:27	3:06:07
17		08:48:53	75	Alonso-McKernan, Clemente		ESP	ESP	17	MPRO	51:04	2:26	4:49:41	7:14	2:58:29
18		08:49:15	4	Schildknecht, Ronnie		SWI	SWI	18	MPRO	53:33	2:02	4:43:38	2:24	3:07:40
19		08:49:22	10	Sturla, Eduardo		ARG	ARG	19	MPRO	55:42	2:05	4:42:05	2:41	3:06:51
20		08:51:35	68	Vuckovic, Stephan		GER	GER	20	MPRO	52:50	1:59	4:56:31	2:04	2:58:13
21		08:53:14	82	Colucci, Reinaldo		BRA	BRA	21	MPRO	51:03	1:58	4:36:27	2:10	3:21:39
22		08:53:41	5	Brown, Cameron		NZL	NZL	22	MPRO	52:50	1:52	4:44:52	2:02	3:12:07
23		08:54:02	101	Wellington, Chrissie		GBR	GBR	1	WPRO	54:31	2:15	4:52:07	2:05	3:03:06
24		08:54:27	170	Morales, Ezequiel		ARG	ARG	23	MPRO	55:46	1:52	5:02:08	3:11	2:51:32
25		08:55:11	72	Clerbout, Bruno		BEL	BEL	24	MPRO	55:06	2:13	4:54:12	2:40	3:01:01
26		08:55:54	69	Weiss, Michael		AUT	AUT	25	MPRO	1:03:05	2:39	4:30:05	1:57	3:18:10
27		08:57:39	19	Brader, Christian		GER	GER	26	MPRO	59:56	2:09	4:49:14	2:13	3:04:09
28		08:58:06	177	Raphael, Jan		GER	GER	27	MPRO	51:06	2:04	4:57:38	2:27	3:04:53
29		08:58:35	171	Morales, Gregorio		ESP	ESP	28	MPRO	59:48	2:40	4:55:41	2:06	2:58:23
30		08:59:53	21	Patrcevic, Dejan		HRV	HRV	29	MPRO	53:26	1:49	5:02:50	2:12	2:59:38
31		09:01:30	37	Vytrisal, Frank		GER	GER	30	MPRO	54:32	1:49	4:44:09	3:11	3:17:52
32		09:01:32	1266	Mueller, Christian		GER	GER	1	M35-39	1:00:21	2:51	4:47:10	3:00	3:08:12



2009 Ford Ironman World Championship Results

2009 Ford Ironman World Championship Results

Overall Results

Place	Bla	Time	Numb	Lname	Fname	Cnt	Rep	Cpl	Category	Swim	Tr1	Bike	Tr2	Run
33		09:04:03	36	Werner, Stefan		GER	GER	1	M30-34	57:15	3:03	4:40:27	2:07	3:21:12
34		09:04:35	76	Anderson, Mitchell		AUS	AUS	31	MPRO	57:21	2:30	4:38:29	2:39	3:23:37
35		09:05:18	1823	Renko, Max		AUT	AUT	1	M18-24	1:00:35	2:38	4:50:44	2:54	3:08:29
36		09:06:20	50	Tollakson, TJ		USA	USA	32	MPRO	52:52	2:09	4:52:38	2:37	3:16:07
37		09:07:41	1683	Kuwabara, Hirotsugu		JPN	JPN	1	M25-29	55:21	1:52	5:08:01	7:05	2:55:24
38		09:07:59	62	White, Matt		AUS	AUS	33	MPRO	55:47	1:55	4:58:06	2:30	3:09:43
39		09:08:49	73	Schifferle, Mike		SWI	SWI	2	M35-39	1:05:43	3:03	4:42:48	3:20	3:13:57
40		09:09:06	1584	Diepart, Xavier		BEL	BEL	2	M30-34	1:01:45	2:09	5:01:07	2:09	3:01:58
41		09:09:14	64	Rotem, Gilad		ISR	ISR	2	M25-29	56:44	2:23	5:01:03	2:38	3:06:27
42		09:09:38	67	Van Lierde, Frederik		BEL	BEL	34	MPRO	50:59	1:45	4:37:35	3:33	3:35:49
43		09:09:51	1686	Mikelson, Ian		USA	USA	3	M25-29	58:12	2:14	4:55:20	1:47	3:12:20
44		09:09:59	52	Nielsen, Tommy		DNK	DNK	3	M35-39	56:41	2:47	4:51:57	4:01	3:14:36
45		09:11:07	23	Neill, Mike		CAN	CAN	35	MPRO	58:52	2:13	4:59:12	3:02	3:07:49
46		09:11:24	91	Andersen, Bent		DNK	DNK	1	M45-49	56:55	2:19	5:04:47	3:04	3:04:22
47		09:12:30	163	Kappelhoff, Uwe		GER	GER	36	MPRO	57:23	2:04	4:59:21	3:30	3:10:13
48		09:13:57	88	Elgezabal, Mikel		ESP	ESP	37	MPRO	56:25	1:57	4:43:34	2:50	3:29:13
49		09:13:59	131	Carfrae, Mirinda		AUS	AUS	2	WPRO	58:45	1:54	5:14:18	2:14	2:56:51
50		09:14:07	77	Billeau, Simon		FRA	FRA	38	MPRO	55:38	1:45	4:46:44	2:13	3:27:48
51		09:14:46	41	Lieto, Matt		USA	USA	39	MPRO	54:33	1:52	4:46:04	3:36	3:28:44
52		09:14:59	34	Van Lierde, Luc		BEL	BEL	40	MPRO	50:56	1:47	4:49:50	2:42	3:29:45
53		09:15:05	1703	Helin, Pieter		BEL	BEL	4	M25-29	1:02:25	2:31	4:58:21	2:30	3:09:19
54		09:15:13	86	Veith, Roman		GER	GER	4	M35-39	58:53	2:59	5:03:22	3:04	3:06:58
55		09:15:16	1726	Haak, Steffen		GER	GER	5	M25-29	1:00:53	3:43	5:00:34	2:45	3:07:23
56		09:15:28	106	Berasategui, Virginia		ESP	ESP	3	WPRO	58:52	2:04	5:01:42	2:08	3:10:43
57		09:16:02	53	Graves, Philip		GBR	GBR	41	MPRO	50:06	1:48	4:44:25	2:08	3:37:35
58		09:16:45	169	Meyer, Serge		SWI	SWI	42	MPRO	1:03:10	2:27	4:55:14	3:42	3:12:15
59		09:17:13	40	Hola, Tim		USA	USA	5	M35-39	53:14	2:05	5:04:06	3:28	3:14:22
60		09:17:19	98	Hiebl, Bernhard		AUT	AUT	43	MPRO	55:57	1:51	5:08:35	3:22	3:07:36
61		09:18:00	1244	Okyay, Mustafa		GER	GER	6	M35-39	1:05:19	3:38	4:57:04	2:53	3:09:07
62		09:18:30	1822	Reed, Tim		AUS	AUS	2	M18-24	56:57	2:27	5:02:00	3:00	3:14:10
63		09:18:34	74	Aigroz, Mike		SWI	SWI	44	MPRO	52:47	1:59	4:56:38	2:12	3:25:00
64		09:19:36	1760	Wetzell, Michael		GER	GER	6	M25-29	59:50	2:14	5:05:33	2:14	3:09:47
65		09:19:49	1550	De Weerd, Koen		BEL	BEL	3	M30-34	56:50	2:57	4:52:32	3:17	3:24:15
66		09:19:56	18	Bayliss, Stephen		GBR	GBR	45	MPRO	50:58	1:40	5:08:13	2:12	3:16:55
67		09:20:11	94	Goerke, Nils		GER	GER	46	MPRO	1:02:53	2:09	4:56:02	2:47	3:16:23
68		09:20:40	1476	Westerberg, Staffan		USA	SWE	4	M30-34	56:11	2:30	5:03:48	2:22	3:15:51
69		09:20:52	1305	Jansen, Mark		SGP	AUS	7	M35-39	1:02:34	2:35	4:56:24	2:57	3:16:24
70		09:21:06	46	Seng, Brad		USA	USA	47	MPRO	58:56	2:34	5:16:42	2:46	3:00:10

Overall Results

Place	Bla	Time	Numb	Lname	Fname	Cnt	Rep	Cpl	Category	Swim	Tr1	Bike	Tr2	Run
71		09:21:20	1691	Violin, Ciro		BRA	BRA	7	M25-29	56:19	2:35	5:05:48	3:04	3:13:35
72		09:22:11	90	Invernizzi, Bruno		CHE	SWI	8	M35-39	59:24	2:15	5:11:20	2:15	3:06:58
73		09:22:33	1022	Clark, Doug		USA	USA	1	M40-44	1:00:46	1:55	5:01:57	2:30	3:15:27
74		09:23:03	26	Vabrousek, Petr		CZE	CZE	48	MPRO	59:53	2:46	4:55:32	2:34	3:22:20
75		09:23:07	97	Houzel, Fabrice		FRA	FRA	9	M35-39	1:06:08	2:51	4:59:31	2:22	3:12:17
76		09:23:13	173	Nishiuchi, Hiroyuki		JPN	JPN	49	MPRO	50:57	2:14	5:20:25	2:56	3:06:43
77		09:23:24	1292	Buxhofer, Matthias		AUT	AUT	10	M35-39	1:07:07	2:49	4:51:31	6:44	3:15:15
78		09:23:37	165	Knobloch, Enrico		GER	GER	50	MPRO	58:47	1:55	4:39:11	2:05	3:41:41
79		09:23:43	127	Macel, Tereza		CAN	CZE	4	WPRO	53:29	2:13	5:04:17	2:35	3:21:12
80		09:23:50	1575	Nastic, Igor		SWI	SWI	5	M30-34	53:05	2:27	5:07:33	3:38	3:17:09
81		09:24:28	1260	McGrath, Jeff		NZL	NZL	11	M35-39	1:02:50	3:30	5:09:32	2:53	3:05:44
82		09:24:37	1836	Acevedo, Rodrigo		COL	COL	3	M18-24	1:06:17	2:54	5:04:13	2:23	3:08:51
83		09:24:52	1753	Ayerza, Jon				8	M25-29	53:24	2:13	5:14:14	3:31	3:11:32
84		09:25:05	84	Cunnam, James		ZAF	ZAF	51	MPRO	57:20	2:15	5:02:10	3:09	3:20:14
85		09:25:33	1567	Schroeder, Andreas		GER	GER	6	M30-34	59:49	2:59	4:57:31	3:39	3:21:36
86		09:25:33	31	Wallimann, Patrick		SWI	SWI	52	MPRO	59:58	2:13	4:56:01	3:45	3:23:37
87		09:26:17	1736	Stilgenbauer, Juergen		GER	GER	9	M25-29	1:03:06	2:37	5:17:12	2:23	3:01:02
88		09:26:31	1049	Guadagni, Massimo		ITA	ITA	2	M40-44	59:19	2:50	5:14:59	3:09	3:06:15
89		09:26:51	1728	Landon, Damien		FRA	FXX	10	M25-29	55:49	1:56	5:03:24	2:52	3:22:51
90		09:27:09	1039	Brunold, Thomas		USA	USA	3	M40-44	1:04:22	4:15	4:59:01	3:27	3:16:06
91		09:27:46	1377	Naylor, Timothy		USA	USA	12	M35-39	1:06:18	3:46	5:08:25	3:36	3:05:43
92		09:27:47	923	Topan, Luiz		BRA	BRA	4	M40-44	53:45	3:24	5:08:14	2:22	3:20:03
93		09:27:49	1731	Otstot, Adam		USA	USA	11	M25-29	59:57	3:27	5:17:39	2:50	3:03:57
94		09:28:05	1512	Du Bey, Jesse		USA	USA	7	M30-34	1:06:32	3:20	4:56:45	3:31	3:17:59
95		09:28:14	1761	Delsaut, Trevor		FRA	FRA	12	M25-29	1:05:50	3:51	5:02:30	3:07	3:12:58
96		09:28:45	27	Rossmann, Benjamin		GER	GER	53	MPRO	1:06:54	2:11	5:04:17	2:37	3:12:48
97		09:29:01	1497	Iott, Scott		USA	USA	8	M30-34	1:08:18	3:34	5:01:15	2:12	3:13:44
98		09:29:16	1465	Gyde, Sam		BEL	BEL	9	M30-34	1:07:17	3:56	4:55:05	3:43	3:19:17
99		09:29:41	49	Tani, Shingo		JPN	JPN	55	MPRO	1:03:14	2:46	5:15:03	2:33	3:06:06
100		09:29:54	100	Hoffman, Ben		USA	USA	56	MPRO	54:29	2:02	4:43:31	2:40	3:47:13
101		09:30:28	126	McGlone, Samantha		USA	CAN	6	WPRO	58:47	2:03	5:16:17	1:57	3:11:27
102		09:30:35	1840	Snyder, DJ		USA	USA	4	M18-24	1:05:13	2:28	5:16:11	2:04	3:04:41
103		09:30:59	1308	Kraeuchi, Michel		SWI	SWI	13	M35-39	1:05:41	3:00	4:52:09	2:38	3:27:32
104		09:31:11	1304	Howse, Andrew		AUS	NZL	14	M35-39	1:09:46	2:11	5:04:38	3:37	3:11:01
105		09:31:25	83	Baldwin, Patrick		USA	USA	10	M30-34	1:02:09	3:36	5:13:09	2:39	3:09:55
106		09:31:33	87	Muralter, Hans		AUT	AUT	15	M35-39	1:11:50	3:09	4:59:24	2:20	3:14:52
107		09:32:27	146	Joyce, Rachel		GBR	GBR	7	WPRO	53:31	2:21	5:10:03	2:51	3:23:43
108		09:32:27	1484	Inkinen, Sami		USA	FIN	11	M30-34	1:01:34	2:17	4:54:00	6:13	3:28:26



2009 Ford Ironman World Championship Results

2009 Ford Ironman World Championship Results

Overall Results

Place	Bla	Time	Numb	Lname	Fname	Cnt	Rep	Cpl	Category	Swim	Tr1	Bike	Tr2	Run
109		09:33:09	526	Fergusson, Kevin		AUS	AUS	1	M50-54	58:20	2:27	5:01:02	2:22	3:28:59
110		09:34:24	1294	Cug, Jerome		FRA	FXX	16	M35-39	1:02:49	3:21	5:03:58	2:59	3:21:19
111		09:34:25	95	Hast, Jarmo		FIN	FIN	57	MPRO	54:29	2:06	5:06:41	2:35	3:28:35
112		09:34:39	1536	Sloan, Chuck		USA	USA	12	M30-34	1:03:21	4:00	5:13:54	3:53	3:09:33
113		09:34:45	113	Lawn, Joanna		NZL	NZL	8	WPRO	57:16	2:10	5:19:10	2:36	3:13:35
114		09:34:59	1517	Smith, Matt		USA	USA	13	M30-34	1:04:07	3:21	5:07:34	3:23	3:16:35
115		09:35:03	1510	Zrnic, Dalibor		SWI	SWI	14	M30-34	1:06:19	4:03	4:56:19	2:50	3:25:33
116		09:35:07	181	Takahama, Kuniaki		JPN	JPN	58	MPRO	52:49	2:55	5:27:22	3:39	3:08:24
117		09:35:15	80	Brands, Chris		NLD	NLD	59	MPRO	59:55	2:22	4:59:55	3:30	3:29:35
118		09:35:23	1743	Suganuma, Sinya		JPN	JPN	13	M25-29	1:04:28	3:09	5:20:41	3:39	3:03:28
119		09:35:25	488	Bodson, Christian		BEL	BEL	2	M50-54	1:13:27	3:05	5:01:42	3:25	3:13:47
120		09:35:58	1759	Thorne, Joe		USA	USA	14	M25-29	1:08:28	3:01	5:29:38	3:34	2:51:19
121		09:36:14	164	Keller, Bernhard		AUT	AUT	60	MPRO	1:03:07	1:59	5:08:07	2:58	3:20:05
122		09:36:23	1256	Jonischkeit, Thorsten		GER	GER	17	M35-39	1:09:37	3:09	4:53:03	2:01	3:28:35
123		09:36:26	761	Southwell, Chris		AUS	AUS	2	M45-49	55:20	2:39	5:07:44	6:30	3:24:15
124		09:36:27	1307	Philippe, Jerome		BEL	BEL	18	M35-39	1:09:26	2:29	5:09:31	3:00	3:12:02
125		09:36:35	1819	Lavery, Mike		USA	USA	5	M18-24	1:02:25	4:16	5:00:45	2:18	3:26:53
126		09:36:54	1295	Dal Maso, Filippo		ITA	ITA	19	M35-39	1:09:58	2:57	5:06:51	3:38	3:13:31
127		09:37:11	1371	Wiesner, Daniel		GER	GER	20	M35-39	1:01:56	3:30	4:52:19	2:42	3:36:46
128		09:37:16	1670	Bisley, Chris		NZL	NZL	15	M25-29	56:49	3:17	5:16:41	3:30	3:17:00
129		09:37:30	643	Boyes, David		AUS	AUS	3	M45-49	1:07:09	2:17	5:08:31	2:53	3:16:42
130		09:37:35	1186	Legouge, Denis		FRA	FRA	21	M35-39	58:39	2:45	5:06:17	7:31	3:22:25
131		09:38:28	103	Wallenhorst, Sandra		GER	GER	9	WPRO	1:03:07	2:30	5:20:43	2:46	3:09:24
132		09:38:31	920	Ryan, Alan		IRL	IRL	5	M40-44	1:11:15	2:56	5:05:42	3:23	3:15:18
133		09:38:32	994	Horlacher, Frank		GER	GER	6	M40-44	1:00:39	2:31	5:05:56	3:08	3:26:21
134		09:38:39	854	Haidenek, Peter		AUT	AUT	7	M40-44	1:03:33	5:13	5:05:46	6:44	3:17:24
135		09:38:48	1539	Caluwe, Dominic		BEL	BEL	15	M30-34	1:04:18	2:22	5:11:53	3:07	3:17:10
136		09:39:07	1323	Siede, John		AUS	AUS	22	M35-39	1:03:52	2:46	4:56:57	7:38	3:27:56
137		09:39:21	1565	Petersen, Morten		DNK	DNK	16	M30-34	1:00:27	2:23	5:02:47	3:27	3:30:18
138		09:39:35	1185	Krickel, Alain		BEL	BEL	23	M35-39	58:24	3:02	5:09:56	6:47	3:21:29
139		09:39:53	1697	Stueckle, Wolfgang		ESP	GER	16	M25-29	1:10:32	2:13	4:56:01	3:40	3:27:29
140		09:39:57	1225	Niederau, Dirk		GER	GER	24	M35-39	56:59	2:34	5:09:04	8:13	3:23:09
141		09:40:07	1458	Beyeler, Nicolas		SWI	SWI	17	M30-34	1:02:24	3:25	5:03:48	2:49	3:27:42
142		09:40:08	975	Pfundheller, Frank		GER	GER	8	M40-44	1:07:04	3:25	5:11:28	3:18	3:14:55
143		09:40:11	1326	Yamamoto, Shingo		JPN	JPN	25	M35-39	1:05:05	4:13	5:13:46	2:22	3:14:47
144		09:40:24	1598	Wienbreier, Daniel		GER	GER	18	M30-34	1:02:13	2:44	5:02:31	7:25	3:25:33
145		09:40:27	1694	Buechler, Marcus		GER	GER	17	M25-29	59:49	2:12	5:05:38	2:59	3:29:52
146		09:40:34	1762	Schaaf, Constantin		GER	GER	18	M25-29	1:11:16	3:54	5:11:43	2:36	3:11:07

Overall Results

Place	Bla	Time	Numb	Lname	Fname	Cnt	Rep	Cpl	Category	Swim	Tr1	Bike	Tr2	Run
147		09:40:37	1378	Pady, Richard		CAN	CAN	26	M35-39	56:51	2:44	5:06:56	4:16	3:29:52
148		09:40:51	1757	Raff, Gabriel		ARG	ARG	19	M25-29	57:00	2:36	4:54:25	2:23	3:44:28
149		09:40:59	110	Griesbauer, Dede		USA	USA	10	WPRO	55:05	2:13	5:10:22	2:29	3:30:53
150		09:41:02	65	Marques, Sergio		PRT	PRT	61	MPRO	1:02:50	1:49	5:31:26	5:42	2:59:17
151		09:41:30	1716	Cureton, Ben		AUS	AUS	20	M25-29	56:53	3:06	5:03:44	3:46	3:34:03
152		09:41:31	1826	Skipworth, Todd		AUS	AUS	6	M18-24	53:16	2:16	5:04:29	3:28	3:38:03
153		09:41:44	1577	Armstrong, Hayden		AUS	AUS	19	M30-34	58:17	4:08	5:07:53	3:16	3:28:13
154		09:42:06	1468	Lamastra, James		USA	USA	20	M30-34	53:28	2:27	5:17:13	6:32	3:22:28
155		09:42:16	56	Lavelle, Brian		USA	USA	62	MPRO	51:01	2:08	5:12:45	3:59	3:32:24
156		09:42:41	125	Stewart, Tyler		USA	USA	11	WPRO	1:08:31	2:20	5:06:20	2:31	3:22:59
157		09:42:43	176	Pschebizin, Marc		GER	GER	63	MPRO	59:54	2:19	5:12:30	2:54	3:25:08
158		09:42:50	1183	Kaminski, Brian		USA	USA	27	M35-39	56:39	2:55	5:17:22	4:38	3:21:18
159		09:43:08	1065	Philippe, Anthony		FRA	FRA	9	M40-44	1:06:10	3:39	5:14:06	3:11	3:16:05
160		09:43:15	1569	Veldeman, Stijn		BEL	BEL	21	M30-34	1:03:36	3:20	5:13:13	3:14	3:19:54
161		09:43:19	784	O'Connell, John		USA	USA	4	M45-49	1:00:06	3:08	5:05:31	3:13	3:31:24
162		09:43:34	1528	Merciris, Fabien		FRA	FRA	22	M30-34	1:07:18	4:02	4:54:53	3:21	3:34:01
163		09:43:50	1595	Reimann, Frank		GER	GER	23	M30-34	1:03:28	3:23	5:05:05	2:53	3:29:04
164		09:43:56	1314	Modonesi, Carlo		ITA	ITA	28	M35-39	1:03:38	3:44	5:06:00	2:06	3:28:29
165		09:43:59	1835	Marsh, John		AUS	AUS	7	M18-24	1:03:46	2:43	5:11:48	3:45	3:21:59
166		09:44:03	1734	Bauer, Sebastian		GER	GER	21	M25-29	1:01:08	3:15	5:08:33	4:26	3:26:42
167		09:44:12	1676	Dolan, Liam		IRL	IRL	22	M25-29	1:30:46	2:39	4:49:00	3:09	3:18:40
168		09:44:17	727	Bacco, Luigi		ITA	ITA	5	M45-49	1:04:22	3:28	5:15:35	3:48	3:17:06
169		09:44:27	105	Corbin, Linsey		USA	USA	12	WPRO	1:03:05	2:20	5:19:12	2:15	3:17:37
170		09:44:43	1732	Safrana, Pablo		AUS	AUS	23	M25-29	56:47	2:24	5:18:53	2:29	3:24:11
171		09:44:44	1525	Jacquot, Cedric		FRA	FRA	24	M30-34	1:24:13	4:15	5:07:10	3:10	3:05:58
172		09:44:47	1745	Lorenzen, Tom		GER	GER	24	M25-29	58:26	7:22	4:58:39	3:52	3:36:30
173		09:45:13	1453	Attamimi, Assad		SGP	AUS	25	M30-34	1:02:09	2:18	5:15:30	2:23	3:22:56
174		09:45:47	1829	Franklin, John		GBR	GBR	8	M18-24	1:03:58	4:05	5:13:27	3:57	3:20:21
175		09:45:49	51	Hauth, Chris		USA	USA	10	M40-44	54:20	2:34	5:01:52	3:01	3:44:03
176		09:45:53	1011	Stoffel, Richard		SWI	SWI	11	M40-44	1:11:43	4:09	5:01:34	3:57	3:24:32
177		09:46:04	759	Schloegel, Robert		USA	USA	6	M45-49	1:00:47	2:46	5:21:46	2:59	3:17:47
178		09:46:25	733	Canham, Roger		GBR	GBR	7	M45-49	1:10:58	2:44	5:15:22	4:15	3:13:07
179		09:46:25	1209	Casey, Christopher		USA	USA	30	M35-39	1:13:47	3:23	5:07:55	2:50	3:18:32
180		09:46:26	1602	Calkins, Kathleen		USA	USA	1	W30-34	59:52	3:07	5:16:13	3:23	3:23:54
181		09:46:30	166	Langbrandtner, Norbert		AUT	AUT	64	MPRO	55:53	2:34	5:17:30	3:38	3:26:57
182		09:46:41	1678	Battle Marcel, Marcel		ESP	ESP	25	M25-29	1:01:43	4:11	5:20:54	2:38	3:17:16
183		09:46:58	1549	De Laeter, Sietse		BEL	BEL	26	M30-34	58:19	2:33	5:00:41	2:21	3:43:05
184		09:47:00	129	Deckers, Tine		BEL	BEL	13	WPRO	1:02:55	2:01	5:08:44	2:18	3:31:05



2009 Ford Ironman World Championship Results

2009 Ford Ironman World Championship Results

Overall Results

Place	Bla	Time	Numb	Lname	Fname	Cnt	Rep	Cpl	Category	Swim	Tr1	Bike	Tr2	Run
185		09:47:06	725	Gisler, Steve		SWI	SWI	8	M45-49	1:14:10	4:39	5:07:28	3:31	3:17:19
186		09:47:07	1555	Ganter, Chris		USA	USA	27	M30-34	1:05:46	3:04	5:14:12	3:08	3:21:00
187		09:47:09	1325	Wilson, Jared		USA	USA	31	M35-39	1:04:57	3:13	5:19:48	4:49	3:14:24
188		09:47:27	1287	Bartkowiak, Jens		GER	GER	32	M35-39	1:00:56	3:11	5:14:45	4:02	3:24:34
189		09:47:30	1492	Cox, Russell		GBR	GBR	28	M30-34	1:09:47	4:09	5:15:21	3:37	3:14:37
190		09:47:41	1355	Laureyns, Peter		BEL	BEL	33	M35-39	1:00:48	2:26	5:08:56	5:04	3:30:29
191		09:47:48	1692	Bieler, Ueli		SWI	SWI	26	M25-29	1:11:30	4:27	4:59:34	3:55	3:28:23
192		09:47:57	1463	Dykyj, Darian		USA	USA	29	M30-34	1:07:12	2:18	5:10:28	4:09	3:23:51
193		09:48:31	1018	Yujiri, Junya		JPN	JPN	12	M40-44	59:36	3:12	5:14:25	3:30	3:27:50
194		09:48:37	1461	Cordovez, Pedro		PAN	PAN	30	M30-34	1:03:45	2:16	5:10:53	4:21	3:27:23
195		09:48:39	1203	Kinsley, Nicolas		ZAF	ZAF	34	M35-39	1:00:57	3:34	5:28:56	5:07	3:10:08
196		09:48:50	1513	Huster, Daniel		GER	GER	31	M30-34	1:07:16	2:46	5:03:10	7:21	3:28:19
197		09:48:52	539	Meteyer, Michael		USA	USA	3	M50-54	58:51	2:51	5:14:35	4:01	3:28:35
198		09:48:53	895	Kriege, Markus		GER	GER	13	M40-44	1:04:45	4:57	5:17:16	4:14	3:17:42
199		09:49:09	1720	Palavecino, Matias		USA	USA	27	M25-29	58:25	2:21	5:02:56	2:15	3:43:14
200		09:49:15	710	Zwierlein, Rob		AUS	AUS	9	M45-49	1:02:23	2:01	5:03:15	2:19	3:39:19
201		09:49:29	858	Jones, Scott		USA	USA	14	M40-44	1:01:37	3:18	5:08:46	4:13	3:31:37
202		09:49:33	1695	Craft, Matthew		AUS	AUS	28	M25-29	1:00:50	3:00	5:14:16	2:45	3:28:44
203		09:49:35	947	Lewis, Sean		USA	USA	15	M40-44	1:10:38	2:29	5:15:47	2:55	3:17:48
204		09:49:35	1284	Krombach, Christian		LUX	LUX	35	M35-39	58:50	2:23	5:16:56	6:47	3:24:41
205		09:49:39	1719	Lopes, Valentin		USA	BRA	29	M25-29	1:02:07	3:16	5:16:17	5:01	3:23:01
206		09:49:41	1508	Sonnack, Christoph		GER	GER	32	M30-34	1:05:08	3:05	5:04:01	3:25	3:34:04
207		09:49:43	1521	Baumgartner, Harald		AUT	AUT	33	M30-34	1:05:30	4:41	5:12:57	3:34	3:23:03
208		09:50:05	1320	Saudemont, Manoel		FRA	FXX	36	M35-39	1:05:47	3:57	5:09:54	4:11	3:26:18
209		09:50:08	1348	Forlani, Simone		ITA	ITA	37	M35-39	1:04:18	3:36	4:49:30	3:03	3:49:44
210		09:50:13	154	Tajsich, Sonja		GER	GER	14	WPRO	1:12:06	2:04	5:14:35	3:35	3:17:54
211		09:50:14	1707	Martinez Torres, Enrique		ESP	ESP	30	M25-29	1:03:05	4:14	5:13:11	3:50	3:25:57
212		09:50:33	933	Cross, Mark		NZL	NZL	16	M40-44	1:05:47	3:26	5:10:26	2:53	3:28:03
213		09:51:19	1532	Person, Marc		AUS	AUS	34	M30-34	1:00:49	4:11	5:10:17	4:32	3:31:32
214		09:51:27	1212	Duller, Stefan		AUT	AUT	38	M35-39	1:12:02	3:15	5:14:43	3:31	3:17:58
215		09:51:33	1352	Kirkwood, Craig		NZL	NZL	39	M35-39	1:04:05	3:05	5:20:54	3:08	3:20:21
216		09:51:37	942	Hodaska, Eric		USA	USA	17	M40-44	1:00:55	3:36	5:09:12	3:06	3:34:49
217		09:51:40	1232	Briquez, Stephane		FRA	FRA	40	M35-39	1:07:54	2:54	5:08:08	3:49	3:28:58
218		09:51:59	112	Snow, Caitlin		USA	USA	15	WPRO	58:50	2:53	5:32:52	2:45	3:14:41
219		09:52:06	1015	Vervoort, Alain		BEL	BEL	18	M40-44	1:00:54	2:41	5:10:45	3:19	3:34:30
220		09:52:11	1739	Alper, Adam		USA	USA	31	M25-29	1:03:04	2:54	5:21:12	3:54	3:21:09
221		09:52:22	1519	Alvarez Gomez, Ivan		ESP	ESP	35	M30-34	1:05:09	4:19	5:24:53	3:42	3:14:22
222		09:52:24	1190	Silkjaer, Niels-Otto		DNK	DNK	41	M35-39	1:05:53	3:31	4:54:16	3:46	3:44:59

Overall Results

Place	Bla	Time	Numb	Lname	Fname	Cnt	Rep	Cpl	Category	Swim	Tr1	Bike	Tr2	Run
223		09:52:26	1503	Low, Markus		GER	GER	36	M30-34	1:03:40	2:29	5:15:08	3:12	3:28:00
224		09:52:33	1344	Cipollini, Nazzareno		ITA	ITA	42	M35-39	1:09:51	4:18	5:08:08	5:42	3:24:37
225		09:52:37	1455	Belfort, Bruno		GER	BRA	37	M30-34	57:51	2:51	5:21:05	3:27	3:27:25
226		09:52:41	1289	Becker, Sebastien		FRA	FRA	43	M35-39	1:01:29	3:54	5:15:27	9:43	3:22:10
227		09:52:44	1747	Fernandez, Nicolas		FRA	FRA	32	M25-29	56:46	1:52	5:05:10	3:02	3:45:57
228		09:52:47	1705	Ingram, Finnbar		AUS	AUS	33	M25-29	59:43	3:29	5:07:13	2:59	3:39:26
229		09:52:49	1581	Bush, Cameron		CAN	CAN	38	M30-34	1:03:03	3:17	5:28:52	3:13	3:14:25
230		09:53:15	1341	Barnett, Ryan		USA	USA	44	M35-39	1:01:43	3:03	5:04:23	3:50	3:40:17
231		09:53:18	1191	Sink, Tomaz		SVN	SVN	45	M35-39	59:13	2:41	5:19:54	3:44	3:27:47
232		09:53:29	1526	Krebs, Philippe		USA	SWI	39	M30-34	55:19	3:18	5:08:24	3:38	3:42:52
233		09:53:41	1679	Goodall, Greg		ZAF	ZAF	34	M25-29	56:59	2:34	5:18:36	7:37	3:27:58
234		09:53:55	1499	Johnson, Steve		USA	USA	40	M30-34	1:06:55	2:55	5:20:47	2:28	3:20:51
235		09:54:05	1296	Doyle, Declan		GBR	IRL	46	M35-39	1:10:20	8:16	5:09:58	3:17	3:22:16
236		09:54:13	1338	Terranova, Paul		USA	USA	47	M35-39	1:05:11	2:44	5:26:26	2:45	3:17:10
237		09:54:20	1243	Matheson, David		CAN	CAN	48	M35-39	1:01:11	3:22	5:17:13	3:58	3:28:38
238		09:54:22	1020	Apitz, Lars		GER	GER	19	M40-44	59:57	2:16	5:04:56	2:47	3:44:28
239		09:54:25	687	Jones, David		USA	USA	10	M45-49	1:07:19	3:12	5:14:45	4:03	3:25:07
240		09:54:31	1216	Jarrett, Chad		USA	USA	49	M35-39	1:06:29	4:43	5:16:35	3:45	3:23:00
241		09:54:33	1816	Bosch, Thomas		GER	GER	9	M18-24	1:05:20	3:36	5:18:01	2:53	3:24:43
242		09:54:35	1297	Dullnig, Stefan		AUT	AUT	50	M35-39	1:15:25	3:18	5:25:27	2:07	3:08:19
243		09:54:45	1698	Sullivan, Eric		USA	USA	35	M25-29	1:13:20	3:21	5:03:44	4:29	3:29:55
244		09:55:13	1706	Lizarra, Aimar		ESP	ESP	36	M25-29	1:00:55	2:39	5:10:11	2:38	3:38:52
245		09:55:18	960	Rowley, Tim		CAN	CAN	20	M40-44	1:04:09	3:35	5:21:03	2:55	3:23:37
246		09:55:22	1675	Dietze, Mathias		GER	GER	37	M25-29	57:14	2:06	5:21:03	3:07	3:31:54
247		09:55:23	1178	Fredin, Kyle		USA	USA	51	M35-39	1:06:26	3:57	5:26:21	4:18	3:14:22
248		09:55:31	1591	Mannweiler, Daniel		GER	GER	41	M30-34	1:05:54	3:29	5:11:14	4:13	3:30:44
249		09:55:34	1362	Nikolopoulos, Alexander		GER	GRC	52	M35-39	1:08:18	3:12	4:56:16	5:57	3:41:52
250		09:55:48	137	Niederfriniger, Edith		ITA	ITA	16	WPRO	59:46	2:15	5:24:21	2:52	3:26:36
251		09:55:50	928	Bishop, Tim		GBR	GBR	21	M40-44	1:07:16	2:45	5:15:21	2:05	3:28:26
252		09:56:04	132	Morrison, Catriona		GBR	GBR	17	WPRO	57:23	2:16	5:17:51	2:49	3:35:45
253		09:56:08	1370	Vohmann, Adam		AUS	AUS	53	M35-39	1:02:10	3:00	5:06:08	3:10	3:41:42
254		09:56:22	1008	Simonsen, Richard		NZL	NZL	22	M40-44	1:06:13	2:56	5:07:35	3:43	3:35:58
255		09:56:23	96	Henkel, Justin		USA	USA	65	MPRO	1:16:02	2:50	4:57:39	2:54	3:37:01
256		09:56:31	1537	Troise, Stefano		ITA	ITA	42	M30-34	59:41	3:22	5:26:50	3:19	3:23:21
257		09:56:55	1006	Price, Greg		USA	USA	23	M40-44	59:53	3:24	5:16:27	2:39	3:34:35
258		09:56:59	1535	Santos, Fabiano		BRA	BRA	43	M30-34	56:48	2:57	5:22:23	4:20	3:30:34
259		09:57:08	55	Flanagan III, John		USA	USA	66	MPRO	47:42	2:04	5:10:12	2:51	3:54:21
260		09:57:13	1321	Schuler, Brido		SWI	SWI	54	M35-39	1:19:08	4:18	4:46:59	3:13	3:43:38



2009 Ford Ironman World Championship Results

2009 Ford Ironman World Championship Results

Overall Results

Place	Bla	Time	Numb	Lname	Fname	Cnt	Rep	Cpl	Category	Swim	Tr1	Bike	Tr2	Run
261		09:57:18	1475	Unsleber, Markus		GER	GER	44	M30-34	1:01:25	2:48	5:22:25	3:41	3:27:02
262		09:57:19	1489	Ashton, Nathan		AUS	AUS	45	M30-34	1:05:31	3:09	4:59:16	2:35	3:46:50
263		09:57:25	1061	Oldmeadow, Rip		USA	USA	24	M40-44	1:01:37	3:01	5:12:56	5:07	3:34:46
264		09:57:30	1534	Reupichler, Herwig		AUT	AUT	46	M30-34	1:06:48	4:19	5:25:22	2:47	3:18:16
265		09:57:39	783	Nixon, Richard		USA	USA	11	M45-49	1:06:00	3:17	5:20:26	3:57	3:24:01
266		09:57:49	1456	Bermejo Barnils, Sergi		ESP	ESP	47	M30-34	1:03:07	4:36	5:11:37	4:07	3:34:23
267		09:57:49	138	Wee, Bree		USA	USA	18	WPRO	55:47	2:24	5:24:06	2:30	3:33:04
268		09:58:13	1750	Calahorra Barrutia, Mikel		ESP	ESP	38	M25-29	59:01	2:19	5:24:50	2:55	3:29:09
269		09:58:23	1735	Silc, Franci		SVN	SVN	39	M25-29	1:11:52	2:52	5:06:40	4:32	3:32:28
270		09:58:34	1454	Santasusana, Carlos		ESP	ESP	48	M30-34	1:03:59	3:42	5:34:32	3:47	3:12:36
271		09:58:50	1548	Christenson, B.J.		USA	USA	49	M30-34	58:15	2:16	5:32:56	3:42	3:21:43
272		09:58:53	1572	Brooks, Alex		GBR	GBR	50	M30-34	1:09:56	3:40	5:27:57	2:52	3:14:30
273		09:58:58	658	Sammut, Ron		AUS	AUS	12	M45-49	1:05:19	3:17	5:18:09	4:02	3:28:14
274		09:58:58	1274	Smith, Marcus		AUS	AUS	55	M35-39	1:03:40	3:18	5:06:36	2:43	3:42:44
275		09:59:10	1830	Gosselin, Jeff		CAN	CAN	10	M18-24	1:06:45	3:25	5:07:53	3:00	3:38:08
276		09:59:13	175	Pereira, Raul		BRA	BRA	67	MPRO	57:24	2:23	5:12:50	3:11	3:43:28
277		09:59:13	1579	Bosl, Michael		USA	USA	51	M30-34	1:10:52	2:32	5:25:07	4:21	3:16:24
278		09:59:17	448	Bonness, Joe		USA	USA	4	M50-54	1:09:53	2:59	5:03:30	4:02	3:38:56
279		09:59:26	1756	McIntosh, Dan		USA	USA	40	M25-29	1:00:51	5:46	5:25:05	3:00	3:24:46
280		09:59:30	85	Edwards, Billy		USA	USA	68	MPRO	1:15:29	1:59	5:25:02	3:49	3:13:13
281		09:59:35	1215	Gotzler, Mike		USA	USA	56	M35-39	1:06:49	3:41	5:21:39	3:51	3:23:37
282		09:59:55	1578	Baelus, Dirk		BEL	BEL	52	M30-34	1:04:28	2:32	5:23:54	3:08	3:25:54
283		10:00:27	1462	De Paolis, Luca		ITA	ITA	53	M30-34	1:13:30	5:26	5:11:46	5:59	3:23:48
284		10:00:38	1486	Litwora, Dan		USA	USA	54	M30-34	1:04:24	2:57	5:04:57	3:16	3:45:06
285		10:01:13	117	Shiono, Emi		JPN	JPN	19	WPRO	1:12:53	2:16	5:22:49	3:17	3:20:00
286		10:01:16	868	Sharples, Ian		NZL	NZL	25	M40-44	1:01:22	3:03	5:21:06	3:36	3:32:12
287		10:01:20	758	Scheller, Gerd		SWI	SWI	13	M45-49	1:07:31	3:02	5:06:08	6:56	3:37:44
288		10:01:28	1712	Schlaeger, Marcel		GER	GER	41	M25-29	1:10:43	4:03	5:05:15	3:01	3:38:29
289		10:01:29	1514	Kristensen, Allan		DNK	DNK	55	M30-34	1:05:38	4:27	5:02:59	4:21	3:44:06
290		10:01:32	546	Wacker, Roger		USA	USA	5	M50-54	1:01:42	3:33	5:17:16	3:47	3:35:16
291		10:01:33	172	Muehlbauer, Hans		GER	GER	69	MPRO	57:24	2:05	5:33:25	3:50	3:24:50
292		10:01:48	1800	Nichols, Renee		AUS	AUS	1	W25-29	1:10:54	3:16	5:15:53	3:08	3:28:38
293		10:01:52	124	Major, Kate		USA	AUS	20	WPRO	58:46	2:13	5:24:32	1:58	3:34:24
294		10:02:03	1588	Kurian, Joe		USA	USA	56	M30-34	1:02:55	2:47	4:56:51	5:43	3:53:49
295		10:02:08	1467	Koch, Kevin		USA	USA	57	M30-34	1:18:41	4:00	5:08:29	4:03	3:26:58
296		10:02:18	1527	Lindberg, Pontus		SWE	SWE	58	M30-34	1:00:35	3:01	5:21:39	2:47	3:34:18
297		10:02:22	556	Kinsey, Nicholas		GBR	GBR	6	M50-54	1:05:10	3:25	5:11:27	3:29	3:38:52
298		10:02:24	133	Cave, Leanda		USA	GBR	21	WPRO	53:27	2:01	5:19:02	2:16	3:45:40

Overall Results

Place	Bla	Time	Numb	Lname	Fname	Cnt	Rep	Cpl	Category	Swim	Tr1	Bike	Tr2	Run
299		10:02:30	1520	Barr, Dave		Aus	AUS	59	M30-34	1:03:53	3:29	5:14:08	3:50	3:37:12
300		10:02:40	501	Timm, Rolf		GER	GER	7	M50-54	1:06:01	4:34	5:01:46	2:45	3:47:36
301		10:02:56	1286	Milson, Scott		AUS	AUS	57	M35-39	1:00:00	2:52	5:47:20	3:29	3:09:16
302		10:02:56	1617	Shaw, Rhae		USA	CAN	2	W30-34	1:00:42	2:29	5:15:51	2:59	3:40:57
303		10:02:59	1340	Gonzales, Patricio		SPA		58	M35-39	1:09:50	3:22	5:22:07	3:08	3:24:33
304		10:03:08	1318	Raspanti, Christian		ARG	ARG	59	M35-39	1:06:53	3:18	5:19:01	2:46	3:31:13
305		10:03:24	857	Ishikura, Keisuke		JPN	JPN	26	M40-44	1:05:40	2:25	5:30:39	3:10	3:21:32
306		10:03:26	1063	Oseland, Neal		USA	USA	27	M40-44	1:15:19	3:44	5:14:12	4:31	3:25:41
307		10:03:29	1242	Kensington, Nicholas		GBR	NZL	60	M35-39	1:02:09	2:19	5:09:19	7:49	3:41:55
308		10:03:31	1586	Fouhy, Ben		NZL	NZL	60	M30-34	56:32	5:11	5:31:30	4:47	3:25:34
309		10:03:35	1050	Hill, Colin		HKG	GBR	28	M40-44	1:02:52	2:43	5:18:33	3:07	3:36:22
310		10:03:41	1547	Chazal, Rodolphe		FRA	FRA	61	M30-34	1:01:40	1:56	5:07:59	2:31	3:49:37
311		10:03:48	961	Santos, Ricardo		BRA	BRA	29	M40-44	1:11:52	2:22	5:33:30	5:43	3:10:24
312		10:03:59	771	Boyce, Albert		USA	USA	14	M45-49	55:38	2:51	5:22:32	3:28	3:39:32
313		10:04:13	1210	Clark, Ethan		AUS	AUS	61	M35-39	1:05:34	2:08	4:59:46	2:12	3:54:36
314		10:04:17	145	Jacobs, Jessica		USA	USA	22	WPRO	1:12:47	2:10	5:19:03	5:16	3:25:02
315		10:04:34	1028	Melowski, Dennis		USA	USA	30	M40-44	1:02:13	4:19	5:14:52	5:04	3:38:09
316		10:04:34	1480	Zucco, Adam		USA	USA	62	M30-34	56:25	5:12	5:13:02	6:51	3:43:06
317		10:04:36	1635	Balbach, Silvia		GER	GER	3	W30-34	1:11:03	2:11	5:26:22	2:47	3:22:14
318		10:04:38	1043	Dunstan, Brett		AUS	AUS	31	M40-44	1:10:49	3:49	5:20:28	3:41	3:25:53
319		10:04:42	130	Zelenkova, Lucie		ZAF	CZE	23	WPRO	50:58	2:04	5:24:21	2:13	3:45:06
320		10:04:45	114	Dogana, Martina		ITA	ITA	24	WPRO	1:05:00	2:07	5:38:46	2:40	3:16:14
321		10:04:58	128	Gollnick, Heather		USA	USA	25	WPRO	59:55	2:17	5:24:23	4:08	3:34:17
322		10:05:18	1530	Netzer, Gabriel		AUT	AUT	63	M30-34	1:15:11	4:01	5:14:12	3:15	3:28:40
323		10:05:21	149	Lehmann, Monika		SWI	SWI	26	WPRO	1:04:59	2:59	5:23:19	3:04	3:31:02
324		10:05:29	1680	Heil, Oliver		GER	GER	42	M25-29	1:07:28	2:36	5:19:45	3:56	3:31:46
325		10:06:16	989	Goedhart, Gert		BEL	BEL	32	M40-44	1:02:52	3:30	5:19:09	6:06	3:34:42
326		10:06:38	530	Hryciuk, Andreas		GER	GER	8	M50-54	1:18:17	2:36	5:22:14	2:18	3:21:16
327		10:06:45	1653	Hufe, Mareen		GER	GER	4	W30-34	1:06:07	3:01	5:17:38	2:58	3:37:03
328		10:06:46	862	MacDonell, Brett		USA	USA	33	M40-44	1:00:58	3:11	5:19:50	3:50	3:38:59
329		10:06:54	1472	Riff, Joshua		USA	ISR	64	M30-34	1:03:32	3:35	5:09:09	4:40	3:46:01
330		10:07:11	1217	Kovac, Tomaz		SVN	SVN	62	M35-39	1:10:00	4:29	5:22:44	2:51	3:27:10
331		10:07:39	997	Johnston, Chad		CAN	CAN	34	M40-44	1:18:40	2:22	5:06:55	3:49	3:35:53
332		10:08:25	104	Csomor, Erika		HUN	HUN	27	WPRO	1:03:12	2:39	5:23:01	2:09	3:37:26
333		10:08:29	984	Depoorter, Yves		BEL	BEL	35	M40-44	1:06:28	2:56	5:09:36	3:01	3:46:29
334		10:08:38	1211	Doyle, Elliott		USA	GBR	63	M35-39	1:06:48	3:12	5:20:23	3:23	3:34:54
335		10:08:58	922	Steiner, David		USA	USA	36	M40-44	1:02:35	3:53	5:09:46	4:18	3:48:28
336		10:09:04	1360	Meinicke, Darren		AUS	AUS	64	M35-39	1:03:58	2:49	5:08:31	5:59	3:47:49



2009 Ford Ironman World Championship Results

2009 Ford Ironman World Championship Results

Overall Results

Place	Bla	Time	Numb	Lname	Fname	Cnt	Rep	Cpl	Category	Swim	Tr1	Bike	Tr2	Run
337		10:09:08	1205	Aldebert, Vincent		FRA	FRA	65	M35-39	1:13:41	3:32	5:01:16	3:36	3:47:05
338		10:09:09	1237	Wozniakowski, Paul		USA	USA	66	M35-39	1:21:19	5:34	5:12:54	4:43	3:24:40
339		10:09:15	712	Ciarrocchi, Mauro		ITA	ITA	15	M45-49	1:00:57	4:32	5:32:24	2:53	3:28:31
340		10:09:23	946	Leggewie, Christian		GER	GER	37	M40-44	1:01:32	3:39	5:07:55	3:03	3:53:16
341		10:09:33	1725	Golden, Brad		USA	USA	43	M25-29	59:20	6:31	5:20:31	5:38	3:37:33
342		10:09:41	1025	Judex, Stefan		USA	USA	38	M40-44	1:01:19	3:34	5:10:25	5:13	3:49:12
343		10:09:45	111	Paul, Charlotte		AUS	AUS	28	WPRO	1:03:04	2:04	5:39:18	3:15	3:22:06
344		10:10:13	990	Gold, Mitch		USA	USA	39	M40-44	1:04:03	3:31	5:18:25	5:34	3:38:43
345		10:10:16	1708	Neise, Carsten		GER	GER	44	M25-29	1:01:31	3:41	5:15:47	3:47	3:45:32
346		10:10:19	790	Valentin, Ralf		GER	GER	16	M45-49	1:03:03	2:57	5:16:26	4:11	3:43:44
347		10:10:22	1827	Wall, Brad		AUS	AUS	11	M18-24	59:37	2:53	5:25:21	3:41	3:38:52
348		10:10:26	1188	Rizzi, Joe		CAN	CAN	67	M35-39	1:04:08	3:47	5:21:06	3:22	3:38:06
349		10:10:39	534	Kornelsen, Peter		CAN	CAN	9	M50-54	1:01:06	3:45	5:31:36	6:54	3:27:19
350		10:10:39	955	Omur, Oguz		TUR	TUR	40	M40-44	59:51	2:43	5:19:08	3:44	3:45:14
351		10:10:43	726	Van Aelst, Rudi		BEL	BEL	17	M45-49	1:02:30	7:14	5:22:08	4:25	3:34:28
352		10:10:54	1767	Benz, Simone		SWI	SWI	2	W25-29	56:15	2:34	5:37:16	2:48	3:32:03
353		10:10:54	152	Wu, Kathrin		GER	GER	29	WPRO	1:03:00	2:26	5:29:29	3:05	3:32:57
354		10:10:55	964	Schweighofer, Georg		AUT	AUT	41	M40-44	1:18:39	4:29	5:17:50	4:21	3:25:38
355		10:10:57	1702	Davie, Matthew		USA	USA	45	M25-29	53:20	3:15	5:35:43	4:45	3:33:56
356		10:11:12	1310	Matsushita, Atsushi		JPN	JPN	68	M35-39	1:11:51	2:06	5:37:29	3:30	3:16:19
357		10:11:17	480	Hill, John		AUS	AUS	10	M50-54	1:16:53	3:46	5:15:23	3:56	3:31:21
358		10:11:22	954	Olsen, Randall		USA	USA	42	M40-44	1:07:43	3:21	5:24:34	3:15	3:32:31
359		10:11:26	745	Kawashima, Ryuichi		JPN	JPN	18	M45-49	1:06:07	4:35	5:33:03	3:50	3:23:53
360		10:11:31	1350	Henry, Yannick		FRA	FRA	69	M35-39	1:07:47	3:35	5:22:13	3:09	3:34:49
361		10:11:41	901	Plank, Herbert		AUT	AUT	43	M40-44	1:18:25	4:14	5:28:31	3:04	3:17:29
362		10:11:44	1363	Novoa, Alejandro		ARG	ARG	70	M35-39	58:58	2:22	5:04:38	3:36	4:02:12
363		10:11:46	1034	Bernaschi, Edoardo		ITA	ITA	44	M40-44	1:03:22	3:09	5:29:33	7:18	3:28:26
364		10:11:51	937	Flageole, Marc		CAN	CAN	45	M40-44	1:09:47	3:08	5:11:21	2:36	3:45:01
365		10:11:57	1518	Straub, Curtis		USA	USA	65	M30-34	1:09:14	3:00	5:16:46	2:15	3:40:43
366		10:12:05	1749	Scelfo, Kevin		USA	USA	46	M25-29	1:06:11	4:48	5:20:34	6:36	3:33:57
367		10:12:05	1031	Van Stralen, Erich		USA	USA	46	M40-44	1:03:59	4:33	5:07:59	3:49	3:51:47
368		10:12:09	1545	Bryce, Graeme		GBR	GBR	66	M30-34	59:01	3:05	5:21:28	2:58	3:45:39
369		10:12:11	1538	Villaume, Cyrille		FRA	FRA	67	M30-34	1:15:07	4:09	5:31:52	3:46	3:17:20
370		10:12:16	1084	Lauk, Michael		GER	GER	47	M40-44	1:19:39	3:04	5:03:54	2:54	3:42:47
371		10:12:29	1764	Maier, Simone		NZL	NZL	3	W25-29	1:13:30	3:17	5:19:11	3:43	3:32:50
372		10:12:58	1727	Killian, Robert		USA	USA	47	M25-29	1:14:47	3:38	5:32:44	4:41	3:17:10
373		10:13:08	1677	Gardner, Andy		USA	USA	48	M25-29	55:08	3:33	5:17:55	4:52	3:51:42
374		10:13:13	1502	Lawson, Adrian		CAN	CAN	68	M30-34	1:14:58	3:24	5:28:30	3:49	3:22:35

Overall Results

Place	Bla	Time	Numb	Lname	Fname	Cnt	Rep	Cpl	Category	Swim	Tr1	Bike	Tr2	Run
375		10:13:14	1196	West, Mitch		USA	USA	71	M35-39	1:01:18	3:57	5:21:10	5:09	3:41:42
376		10:13:18	1275	Spycher, Dominik		SWI	SWI	72	M35-39	1:01:07	4:09	5:14:01	5:20	3:48:43
377		10:13:19	1821	Poellabauer, Bernd		AUT	AUT	12	M18-24	1:06:02	2:28	5:16:03	3:04	3:45:45
378		10:13:23	1315	Pfaehler, Mathias		GER	GER	73	M35-39	1:13:43	2:46	4:53:56	3:45	3:59:15
379		10:13:27	1722	Brown, Nicholas		USA	USA	49	M25-29	59:03	3:15	5:13:40	2:36	3:54:55
380		10:13:38	1078	Wagner, Scott		USA	USA	48	M40-44	53:37	3:01	5:21:20	4:55	3:50:47
381		10:13:51	1273	Shiflett, Bryan		USA	USA	74	M35-39	1:05:57	3:13	5:16:52	2:41	3:45:10
382		10:14:09	618	Beerendonk, John		NLD	NLD	19	M45-49	1:07:29	3:14	5:17:20	4:18	3:41:49
383		10:14:20	1317	Ramsey, Christopher		USA	USA	75	M35-39	1:06:17	3:46	5:26:46	4:45	3:32:47
384		10:14:29	1313	Meister, Thierry		FRA	FRA	76	M35-39	1:04:14	6:15	5:05:14	3:25	3:55:23
385		10:14:29	1288	Becht, Jerome		FRA	FRA	77	M35-39	1:01:25	2:28	5:16:49	3:49	3:50:00
386		10:14:49	1540	Manietta, Kristian		AUS	AUS	69	M30-34	1:02:21	2:17	5:09:18	8:01	3:52:53
387		10:14:51	721	Stephens, Dan		USA	USA	20	M45-49	1:11:00	3:18	5:22:38	2:59	3:34:56
388		10:15:05	1097	Kenyon, Lisbeth		USA	USA	1	W40-44	1:03:10	3:10	5:23:22	3:10	3:42:15
389		10:15:13	1083	Guex, Stephane		SWI	SWI	49	M40-44	1:05:53	4:15	5:16:42	7:30	3:40:56
390		10:15:14	1088	Sellars, Andrew		CAN	CAN	50	M40-44	56:55	2:58	5:26:35	5:24	3:43:24
391		10:15:16	886	Bassett, Jeff		USA	USA	51	M40-44	1:14:09	3:20	5:23:17	5:10	3:29:22
392		10:15:28	1373	Braendli, Reto		SWI	SWI	78	M35-39	1:08:08	3:53	5:22:25	4:29	3:36:33
393		10:15:34	1464	Goldoni, Gaetano		PAN	PAN	70	M30-34	1:05:11	2:14	5:09:06	2:43	3:56:22
394		10:15:35	1032	Mattsson, Lars		SWE	SWE	52	M40-44	1:03:21	3:23	5:12:21	2:50	3:53:41
395		10:15:37	1291	Bigglestone, Benjamin		USA	GBR	79	M35-39	58:57	2:53	5:19:42	4:14	3:49:53
396		10:15:41	1366	Preem, Kurt		BEL	BEL	80	M35-39	1:00:52	3:05	5:11:23	2:17	3:58:07
397		10:15:48	953	Noll, Michael		GER	GER	53	M40-44	1:04:14	4:12	5:08:13	3:42	3:55:29
398		10:15:48	1279	Bachl, Christopher		USA	USA	81	M35-39	1:06:08	2:58	5:09:04	8:08	3:49:32
399		10:15:55	719	Maith, Thomas		GER	GER	21	M45-49	1:12:50	6:02	5:28:10	3:26	3:25:29
400		10:15:58	872	Yoshimura, Naoto		JPN	JPN	54	M40-44	1:18:41	4:06	5:31:30	3:16	3:18:26
401		10:16:01	939	Garbutt, Keith		GBR	GBR	55	M40-44	1:06:50	2:59	5:31:11	4:11	3:30:52
402		10:16:10	1293	Cochrane, Richard		USA	USA	82	M35-39	1:13:59	3:28	5:41:09	3:37	3:13:58
403		10:16:22	1380	Stastny-Babitsch, Juergen		AUT	AUT	83	M35-39	1:22:27	2:30	5:10:30	3:31	3:37:26
404		10:16:25	1552	Eppinger, Robert		AUS	AUS	71	M30-34	1:09:49	4:50	5:26:53	3:36	3:31:19
405		10:16:32	870	Sublett, Brett		USA	USA	56	M40-44	1:01:19	4:24	5:24:24	4:49	3:41:38
406		10:16:35	1721	Benhabib, Larbi		CAN	CAN	50	M25-29	1:07:27	3:24	5:16:04	4:01	3:45:41
407		10:16:44	1562	McCarroll, Charles		USA	USA	72	M30-34	1:04:13	3:45	5:20:59	4:15	3:43:34
408		10:16:49	1074	Snowise, Mark		USA	USA	57	M40-44	1:04:36	3:58	5:34:06	4:04	3:30:06
409		10:16:52	692	Melmer, Dietmar		AUT	AUT	22	M45-49	1:22:24	2:48	5:14:39	3:51	3:33:11
410		10:16:54	1246	Amatucci, Ezio		ITA	ITA	84	M35-39	1:11:59	3:19	5:19:02	3:24	3:39:12
411		10:16:56	1491	Blaser, Beat		SWI	SWI	73	M30-34	1:06:10	4:59	5:20:08	4:12	3:41:28
412		10:17:00	141	Brede, Andrea		GER	GER	30	WPRO	59:59	2:20	5:52:42	3:24	3:18:37



2009 Ford Ironman World Championship Results

2009 Ford Ironman World Championship Results

Overall Results

Overall Results

Place	Bla	Time	Numb	Lname	Fname	Cnt	Rep	Cpl	Category	Swim	Tr1	Bike	Tr2	Run
413		10:17:04	1301	Goodlad, Martin		GBR	GBR	85	M35-39	1:01:16	3:18	5:17:04	3:31	3:51:56
414		10:17:08	716	Glah, Ken		USA	USA	23	M45-49	58:23	3:33	5:12:40	5:29	3:57:06
415		10:17:10	1599	Faivre-Pierret, Pascal		FRA	FRA	74	M30-34	57:01	2:43	5:38:16	4:38	3:34:34
416		10:17:14	1571	Bokhoven, Nick		USA	USA	75	M30-34	1:07:11	3:07	5:27:48	2:37	3:36:34
417		10:17:14	1629	Wernick, Charisa		USA	USA	5	W30-34	1:06:09	2:33	5:32:42	2:37	3:33:16
418		10:17:15	1368	Scott, Brian		USA	USA	86	M35-39	1:10:35	3:03	5:16:34	3:23	3:43:42
419		10:17:16	1682	Hiramatsu, Kodo		JPN	JPN	51	M25-29	56:43	2:06	5:52:02	4:04	3:22:23
420		10:17:18	1283	Kromar, Damjan		SVN	SVN	87	M35-39	1:06:04	2:50	5:13:42	3:06	3:51:38
421		10:17:21	1828	Wheeler, Patrick		USA	USA	13	M18-24	1:01:59	3:54	5:43:52	6:05	3:21:34
422		10:17:25	625	Kasperek, Pavel		CZE	CZE	24	M45-49	58:23	3:30	5:21:45	7:11	3:46:38
423		10:17:27	949	Madsen, Joern		DNK	DNK	58	M40-44	1:11:38	4:06	5:27:41	4:09	3:29:55
424		10:17:29	167	Mackay, Andrew		NZL	NZL	70	MPRO	52:49	1:59	5:17:47	2:40	4:02:15
425		10:17:32	905	Schradling, Eric		USA	USA	59	M40-44	1:09:17	3:17	5:32:12	4:18	3:28:29
426		10:17:50	995	Illingworth, Matthew		AUS	GBR	60	M40-44	1:05:44	3:00	4:50:29	4:24	4:14:14
427		10:17:58	1811	Arendt, Jackie		USA	USA	4	W25-29	1:01:18	3:40	5:39:41	4:34	3:28:48
428		10:18:10	1837	Beardall, Timothy		AUS	AUS	14	M18-24	1:05:42	3:39	4:56:29	7:16	4:05:06
429		10:18:15	679	Dominique, Molard		FRA	FRA	25	M45-49	1:18:36	5:32	5:09:35	4:40	3:39:55
430		10:18:27	1755	Maurer, Marco		GER	GER	52	M25-29	1:02:11	2:42	5:08:17	2:42	4:02:36
431		10:18:28	1059	Montgomery, Michael		USA	USA	61	M40-44	1:00:11	2:53	5:18:26	3:53	3:53:07
432		10:18:31	653	Mumford, Mark		USA	USA	26	M45-49	1:09:30	4:26	5:22:01	3:32	3:39:05
433		10:18:48	1093	Auger, Emmanuel		FRA	FRA	62	M40-44	1:07:57	3:39	5:16:49	2:41	3:47:45
434		10:18:52	1075	Spagnol, Olivier		FRA	FRA	63	M40-44	1:21:41	5:24	5:25:44	4:53	3:21:13
435		10:18:53	1834	Schrooyen, Bart		BEL	BEL	15	M18-24	1:00:35	2:26	5:13:55	2:37	3:59:22
436		10:18:55	524	Chalencon, Dominique		FRA	FRA	11	M50-54	1:05:29	4:35	5:10:00	5:17	3:53:36
437		10:19:15	1184	Kincaid, Jason		CAN	CAN	88	M35-39	1:08:13	4:06	5:23:38	9:49	3:33:31
438		10:19:19	1052	Jacobsen, Ole		GER	DEU	64	M40-44	56:13	2:42	5:32:19	3:27	3:44:40
439		10:19:22	739	Ferreira, Mike		USA	USA	27	M45-49	1:05:06	2:31	5:30:52	4:11	3:36:44
440		10:19:25	1618	Carritt, Joanna		GBR	GBR	6	W30-34	1:07:46	2:33	5:32:20	2:17	3:34:32
441		10:19:31	118	Allan, Paolina		CAN	CAN	31	WPRO	1:09:36	2:20	5:24:54	4:03	3:38:41
442		10:19:44	1488	Arlandson, Dan		USA	ATA	76	M30-34	58:48	4:24	5:08:45	14:37	3:53:12
443		10:19:52	536	Lewis, Barry		USA	USA	12	M50-54	1:12:17	3:22	5:26:09	2:53	3:35:13
444		10:20:16	134	Kristensen, Lisbeth		SWI	DNK	32	WPRO	1:00:09	2:16	5:38:57	2:57	3:35:59
445		10:20:32	887	Bouvier, Arnaud		FRA	FRA	65	M40-44	1:11:06	3:22	5:15:14	5:33	3:45:19
446		10:20:44	1681	Henriksen, Kim		DNK	DNK	53	M25-29	1:13:14	3:02	5:06:36	4:37	3:53:17
447		10:20:46	155	Ward, Nicole		AUS	AUS	33	WPRO	59:49	2:19	5:44:20	2:19	3:32:01
448		10:20:57	1054	Konczak, Kevin		USA	USA	66	M40-44	1:03:30	4:00	5:43:33	3:33	3:26:23
449		10:21:19	1229	Riseley, Mark		IRL	IRL	89	M35-39	1:09:45	2:27	5:22:44	2:44	3:43:41
450		10:21:22	1245	Rose, Nick		GBR	GBR	90	M35-39	1:09:19	2:54	5:23:24	4:50	3:40:56

Place	Bla	Time	Numb	Lname	Fname	Cnt	Rep	Cpl	Category	Swim	Tr1	Bike	Tr2	Run
451		10:21:26	684	Horandner, Gunter		AUT	AUT	28	M45-49	1:07:02	3:05	5:19:54	4:13	3:47:15
452		10:21:28	910	Szunyog, Zsolt		SWI	HUN	67	M40-44	58:55	3:55	5:43:56	3:37	3:31:05
453		10:21:37	704	Tanaka, Takeshi		JPN	JPN	29	M45-49	1:04:00	2:50	5:49:48	3:13	3:21:47
454		10:21:44	755	Pendones, Ramon		CRI	CRI	30	M45-49	1:09:31	2:21	5:34:03	2:38	3:33:13
455		10:21:45	1542	Blake, Duncan		AUS	AUS	77	M30-34	59:47	3:48	5:25:31	4:13	3:48:29
456		10:22:02	620	Campbell, Jason		USA	USA	31	M45-49	56:50	2:58	5:21:33	5:38	3:55:04
457		10:22:07	1230	Schreck, Marco		GER	GER	91	M35-39	1:03:02	2:45	5:27:49	4:05	3:44:29
458		10:22:08	1041	Diedrich, Jochen		GER	GER	68	M40-44	1:02:22	3:04	5:32:11	3:11	3:41:21
459		10:22:08	1306	Janta, Sebastian		GER	GER	92	M35-39	1:06:12	2:50	5:20:13	5:19	3:47:35
460		10:22:17	1072	Schuster, Hugues		FRA	FRA	69	M40-44	1:08:19	5:02	5:14:24	5:26	3:49:08
461		10:22:26	900	Panter, Jorg		GER	GER	70	M40-44	1:14:00	3:54	5:30:50	4:33	3:29:11
462		10:22:35	879	Mendoza, Carlos		USA	USA	71	M40-44	1:14:34	4:25	5:30:15	3:57	3:29:25
463		10:22:35	66	Munoz, Nicholas Peter		ESP	GBR	71	MPRO	1:08:30	2:20	5:36:10	13:38	3:22:00
464		10:22:41	932	Craig, David		NZL	NZL	72	M40-44	1:09:58	3:01	5:27:49	4:03	3:37:52
465		10:22:59	1327	Zangen, Dirk		BEL	GER	93	M35-39	1:01:06	4:16	5:08:16	3:56	4:05:28
466		10:23:12	918	Mendez Cadavid, Jose Manue		ESP	ESP	73	M40-44	1:07:05	5:07	5:41:03	3:32	3:26:27
467		10:23:18	1214	Erat, Pablo		FIN	FIN	94	M35-39	58:54	2:28	5:21:56	3:05	3:56:57
468		10:23:19	157	Cooper, Haley		USA	USA	34	WPRO	1:08:36	2:04	5:27:54	2:15	3:42:32
469		10:23:34	1241	Gervais, Greg		USA	USA	95	M35-39	1:06:05	4:27	5:18:00	3:21	3:51:44
470		10:23:58	1685	McCollum, Lucas		USA	USA	54	M25-29	1:05:13	2:07	5:05:14	3:13	4:08:12
471		10:24:01	1262	Mengering, Glenn		USA	CAN	96	M35-39	1:01:33	3:17	5:08:16	3:08	4:07:49
472		10:24:14	1752	Mueller, Urs		SWI	SWI	55	M25-29	1:01:53	3:05	5:11:30	4:45	4:03:04
473		10:24:29	1551	Ebner, Uwe		AUT	AUT	78	M30-34	1:06:04	4:29	5:34:32	3:44	3:35:43
474		10:24:50	1045	Findlay, Dyson		AUS	NZL	74	M40-44	1:06:01	4:11	5:31:30	3:51	3:39:19
475		10:24:52	1646	Snyder, Sierra		USA	USA	7	W30-34	58:45	2:34	5:31:45	4:42	3:47:08
476		10:25:02	1270	Pavoni, Ronan		PAN	ARG	97	M35-39	1:01:24	2:23	5:10:48	2:27	4:08:02
477		10:25:18	1831	Jensen, Chris		AUS	AUS	16	M18-24	1:09:19	4:06	5:05:53	5:29	4:00:33
478		10:25:21	1145	Yetman, Peggy		USA	USA	2	W40-44	1:12:48	2:35	5:37:55	2:49	3:29:16
479		10:25:33	1470	Murphy, Brendan		USA	USA	79	M30-34	56:45	3:03	5:16:57	4:37	4:04:12
480		10:25:52	1529	Napier, Mathew		USA	USA	80	M30-34	1:06:20	4:57	5:25:15	4:20	3:45:02
481		10:26:05	787	Schuetz, Herbert		SWI	SWI	32	M45-49	1:09:51	3:51	5:14:47	4:04	3:53:35
482		10:26:13	1663	Molloy, Kirsten		AUS	AUS	8	W30-34	1:00:03	2:33	5:40:40	2:34	3:40:26
483		10:26:24	894	Karcher, Mario		GER	GER	75	M40-44	1:16:04	4:13	5:28:17	3:04	3:34:48
484		10:26:28	485	Black, Larry		USA	USA	13	M50-54	56:47	2:47	5:33:35	5:06	3:48:15
485		10:26:36	1398	Chalmers, Jennifer		USA	USA	1	W35-39	59:53	2:47	5:47:16	3:11	3:33:32
486		10:26:41	1091	Yvars, Eric		FRA	FRA	76	M40-44	1:08:26	5:21	5:35:49	4:34	3:32:33
487		10:26:44	1302	Guthrie, Lee		USA	USA	98	M35-39	56:52	2:30	5:38:18	3:56	3:45:10
488		10:26:46	1258	Marti, Reto		SWI	SWI	99	M35-39	1:06:09	3:44	5:26:17	5:12	3:45:25



2009 Ford Ironman World Championship Results

2009 Ford Ironman World Championship Results

Overall Results

Overall Results

Place	Bla	Time	Numb	Lname	Fname	Cnt	Rep	Cpl	Category	Swim	Tr1	Bike	Tr2	Run
489		10:26:49	1553	Felbabel, Erich		HKG	FRA	81	M30-34	1:07:13	2:07	5:16:25	4:49	3:56:16
490		10:26:51	1067	Primozic, Lojze		SVN	SVN	77	M40-44	1:28:15	4:48	5:20:13	2:45	3:30:51
491		10:26:53	1328	Barcelo, Eduard		AND	AND	100	M35-39	1:10:03	3:45	5:22:18	2:51	3:47:58
492		10:26:55	693	Meneely, Hilton		GER	GBR	33	M45-49	1:13:33	5:08	5:35:50	3:23	3:29:02
493		10:27:03	1103	Buehlmann, Tanja		SWI	SWI	3	W40-44	1:07:29	3:04	5:31:55	3:53	3:40:44
494		10:27:28	316	Humboldt, Reinhold		GER	GER	1	M60-64	1:12:06	4:16	5:25:09	8:13	3:37:46
495		10:27:36	1252	Ganser, Markus		GER	GER	101	M35-39	1:08:17	4:06	4:57:44	2:26	4:15:05
496		10:27:59	1077	Strothkamp, Dirk		GER	GER	78	M40-44	1:09:23	5:57	5:40:16	3:09	3:29:16
497		10:28:18	1233	Testoni, Mauricio		ARG	ARG	102	M35-39	1:04:57	3:40	5:20:30	3:47	3:55:26
498		10:28:19	1582	Cornman, Jeremy		USA	USA	82	M30-34	1:05:56	4:19	5:33:46	3:32	3:40:48
499		10:28:23	1554	Fronhofer, Paul		USA	USA	83	M30-34	1:06:22	3:20	5:14:39	4:09	3:59:54
500		10:28:23	1610	Schmidt-Mongrain, Sharon		USA	USA	9	W30-34	1:05:01	3:25	5:42:18	2:48	3:34:53
501		10:28:29	913	Berker, Andre		GER	GER	79	M40-44	1:02:59	3:28	5:26:30	2:32	3:53:02
502		10:28:33	1351	Cattori, Jean-Marc		SWI	SWI	103	M35-39	57:42	2:09	5:09:09	2:27	4:17:08
503		10:28:37	1364	Parteder, Hannes		AUT	AUT	104	M35-39	1:07:19	3:29	5:25:06	3:36	3:49:08
504		10:28:39	1238	Aurich, Frank		GER	GER	105	M35-39	1:17:59	3:49	5:33:33	5:00	3:28:20
505		10:28:40	880	Neilsen, Eric		USA	USA	80	M40-44	1:06:01	3:46	5:25:42	5:58	3:47:15
506		10:28:42	670	Vignes, Emmanuel		FRA	FRA	34	M45-49	1:07:41	4:33	5:25:00	3:15	3:48:16
507		10:28:46	1036	Bielen, Markus		GER	GER	81	M40-44	1:19:01	3:06	5:35:37	6:27	3:24:37
508		10:29:01	478	Garnitschnig, Reinhold		AUT	AUT	14	M50-54	1:05:04	3:36	5:27:21	5:01	3:48:02
509		10:29:10	766	Vogeli, Beat		SWI	SWI	35	M45-49	1:11:10	5:21	5:28:29	3:32	3:40:40
510		10:29:13	1303	Hoppo, Noriyasu		JPN	JPN	106	M35-39	1:14:04	3:59	5:47:46	3:34	3:19:52
511		10:29:16	475	Sperazza, Charles		USA	USA	15	M50-54	1:05:59	4:24	5:17:09	6:06	3:55:40
512		10:29:20	1482	Depuiset, Vincent		FRA	FRA	84	M30-34	1:19:54	4:58	5:32:09	3:34	3:28:47
513		10:29:22	1689	Stabler, Richard		GBR	GBR	56	M25-29	1:02:42	3:44	5:10:45	8:48	4:03:25
514		10:29:27	1838	Fujiwara, Taku		JPN	JPN	17	M18-24	1:14:32	5:11	5:43:43	16:59	3:09:03
515		10:29:30	1724	Frank, Jason		USA	USA	57	M25-29	1:05:26	2:48	5:26:11	5:00	3:50:07
516		10:29:37	1733	Sanchez, Mauricio		USA	MEX	58	M25-29	1:16:35	4:07	5:26:47	8:16	3:33:54
517		10:29:41	957	Pieck, Martin		USA	GER	82	M40-44	1:05:54	3:41	5:31:48	4:22	3:43:58
518		10:29:41	1021	Bregenzer, Alexander		AUT	AUT	83	M40-44	1:03:52	3:16	5:32:54	4:21	3:45:20
519		10:30:07	1037	Bos, Eric		ESP	ESP	84	M40-44	1:00:33	3:14	5:11:55	4:48	4:09:40
520		10:30:10	859	Kandel, Michel		SWI	SWI	85	M40-44	1:07:06	4:29	5:28:20	3:56	3:46:22
521		10:30:12	1213	Dwyer, Patrick		USA	USA	107	M35-39	1:04:56	3:37	5:42:45	4:39	3:34:17
522		10:30:16	907	Snow, Sean		USA	USA	86	M40-44	1:04:53	4:20	5:31:17	5:01	3:44:48
523		10:30:18	1265	Morgenfeld, Todd		USA	USA	108	M35-39	1:07:22	4:14	5:41:09	5:42	3:31:54
524		10:30:26	706	Vedrinelle, Marc		FRA	FRA	36	M45-49	1:01:41	2:37	5:32:19	3:06	3:50:45
525		10:30:43	1771	Tvermoes, Brooke		USA	USA	5	W25-29	1:01:58	3:35	5:46:35	5:17	3:33:20
526		10:30:54	777	Hill, Rob		AUS	AUS	37	M45-49	1:13:27	6:18	5:31:10	3:23	3:36:38

Place	Bla	Time	Numb	Lname	Fname	Cnt	Rep	Cpl	Category	Swim	Tr1	Bike	Tr2	Run
527		10:30:57	1585	Ferreira Da Silva, Antonio		BRA	BRA	85	M30-34	57:06	2:52	5:09:41	2:53	4:18:26
528		10:31:10	869	Stephenson, Chris		USA	GBR	87	M40-44	1:21:56	3:36	5:26:00	3:25	3:36:16
529		10:31:14	729	Bonner, Rhett		USA	USA	38	M45-49	1:04:15	4:23	5:17:55	4:54	3:59:48
530		10:31:18	1434	Osen, Lori		USA	USA	2	W35-39	1:09:48	4:38	5:22:50	5:04	3:49:00
531		10:31:43	1324	Terzi, Christophe		FRA	FRA	109	M35-39	1:03:12	2:51	5:30:11	3:06	3:52:24
532		10:31:45	1740	Coble, Chris		USA	USA	59	M25-29	55:40	3:37	5:19:37	4:43	4:08:09
533		10:31:57	151	Nishiuchi, Maki		JPN	JPN	35	WPRO	54:25	2:07	5:53:52	2:30	3:39:05
534		10:32:00	9	Lovato, Michael		USA	USA	72	MPRO	53:32	1:41	4:51:23	2:19	4:43:06
535		10:32:00	135	Loeffler, Kim		USA	USA	36	WPRO	1:08:34	2:07	5:26:33	2:57	3:51:50
536		10:32:08	789	Spencer, Bruce		GUM	GUM	39	M45-49	1:04:27	2:25	5:27:24	4:24	3:53:30
537		10:32:14	1590	Lobato, Cesar		ARG	ARG	86	M30-34	1:17:33	3:16	5:20:55	3:59	3:46:33
538		10:32:28	201	MacPherson, Daniel		AUS	AUS	60	M25-29	56:50	2:33	5:14:57	3:40	4:14:30
539		10:32:30	1369	Smith, Ryan		CAN	CAN	110	M35-39	1:07:28	4:22	5:20:54	3:52	3:55:56
540		10:32:47	1842	Boettcher, Chris		USA	USA	18	M18-24	1:15:33	4:10	5:33:17	4:25	3:35:24
541		10:32:54	1637	Brooks, Belinda		AUS	AUS	10	W30-34	56:40	3:39	5:47:16	4:36	3:40:44
542		10:33:03	416	Moats, Kevin		USA	USA	1	M55-59	1:05:51	3:30	5:19:24	4:09	4:00:12
543		10:33:11	1481	Bellew, Mark		AUS	AUS	87	M30-34	1:10:42	5:35	4:49:55	5:01	4:22:00
544		10:33:17	1782	Ottosen, Karina		DNK	DNK	6	W25-29	1:03:28	2:33	5:47:29	3:28	3:36:21
545		10:33:29	673	Anthonis, Johan		BEL	BEL	40	M45-49	1:10:53	3:30	5:31:42	3:52	3:43:34
546		10:34:14	769	Zaher, Ahmed		USA	EGY	41	M45-49	1:00:20	4:00	5:16:33	6:03	4:07:20
547		10:34:17	1336	Marti, Tom		SWI	SWI	111	M35-39	1:06:03	5:18	5:24:14	4:05	3:54:39
548		10:34:18	81	Lang, Alexander		GER	GER	88	M40-44	1:06:06	2:11	5:05:13	2:28	4:18:23
549		10:34:21	1418	Villers, Rebecca		USA	USA	3	W35-39	58:50	3:27	5:45:21	4:59	3:41:46
550		10:34:25	1479	Wyss, Manuel		AUT	SWI	88	M30-34	55:45	2:03	5:19:30	6:06	4:11:03
551		10:34:29	1285	Luconi, Galliano		CRI	CRI	112	M35-39	1:10:48	2:26	5:36:26	3:27	3:41:23
552		10:34:35	1198	Jorgensen, Jorgen		DNK	DNK	113	M35-39	1:12:03	3:47	5:47:38	3:05	3:28:05
553		10:34:52	1332	Gers, Jason		USA	USA	114	M35-39	1:14:13	2:48	5:40:36	3:54	3:33:22
554		10:35:05	1179	Healing, Paul		USA	USA	115	M35-39	1:04:11	3:01	5:14:11	3:41	4:10:03
555		10:35:17	1693	Brown, Adam		USA	USA	61	M25-29	57:49	3:08	5:16:10	11:19	4:06:52
556		10:35:19	1087	Salesses, Eric		REU	REU	89	M40-44	1:05:22	5:01	5:21:11	4:54	3:58:53
557		10:35:25	929	Brierley, Andrew		GBR	GBR	90	M40-44	1:13:59	3:41	5:17:49	3:10	3:56:49
558		10:35:46	1414	Rudolf, Michaela		AUT	AUT	4	W35-39	1:12:47	3:01	5:36:47	2:44	3:40:30
559		10:36:05	1817	Ebert, Henrique		BRA	BRA	19	M18-24	57:02	3:25	5:21:55	3:48	4:09:57
560		10:36:10	1473	Santos, Cristiano		BRA	BRA	89	M30-34	1:06:25	4:11	5:28:39	6:13	3:50:44
561		10:36:20	1227	Picicci, Sam		USA	USA	116	M35-39	1:05:58	2:23	5:20:46	4:29	4:02:46
562		10:36:22	1311	McDonald, Deiter		AUS	AUS	117	M35-39	1:02:05	3:30	5:17:21	4:33	4:08:54
563		10:36:25	1070	Sargis, Christophe		SAU	SAU	91	M40-44	1:05:57	3:48	5:42:09	3:17	3:41:16
564		10:36:30	636	Grzelec, Jaroslaw		POL	POL	42	M45-49	1:15:17	4:25	5:46:24	3:04	3:27:22



2009 Ford Ironman World Championship Results

2009 Ford Ironman World Championship Results

Overall Results

Place	Bla	Time	Numb	Lname	Fname	Cnt	Rep	Cpl	Category	Swim	Tr1	Bike	Tr2	Run
565		10:36:32	1175	Blattner, Andreas		SWI	SWI	118	M35-39	1:06:17	5:09	5:21:37	5:29	3:58:02
566		10:36:36	1010	Stahl, Olaf		GER	GER	92	M40-44	1:08:38	4:24	5:53:54	3:42	3:26:00
567		10:36:37	981	Bode, Klaus		GER	GER	93	M40-44	1:15:10	2:28	5:50:10	3:15	3:25:36
568		10:36:47	382	Ames, Oakes		USA	USA	2	M55-59	1:13:53	4:01	5:31:12	3:35	3:44:07
569		10:36:56	603	Dmitruk, Barry		CAN	CAN	43	M45-49	1:11:15	4:38	5:33:29	4:16	3:43:20
570		10:37:08	1592	Mullenix, Andrew		USA	USA	90	M30-34	59:46	3:29	4:50:05	4:04	4:39:47
571		10:37:10	1570	Wessling, Bengt		GER	GER	91	M30-34	59:45	2:33	5:21:28	2:57	4:10:29
572		10:37:11	1568	Shatrov, Vlad		AUS	AUS	92	M30-34	1:03:55	3:06	5:24:34	4:20	4:01:17
573		10:37:12	1367	Schaar, Martin		GER	GER	119	M35-39	1:14:48	6:17	5:28:48	3:24	3:43:58
574		10:37:31	1490	Bauer, Thomas		GER	GER	93	M30-34	1:00:45	2:22	5:25:14	4:32	4:04:41
575		10:37:44	123	Keller, Fernanda		BRA	BRA	37	WPRO	1:03:09	2:44	5:52:11	4:11	3:35:32
576		10:37:44	1349	Gaskin, Dean		NZL	NZL	120	M35-39	1:05:48	4:58	5:30:50	11:48	3:44:23
577		10:38:19	1701	Bakowski, Thomas		AUS	AUS	62	M25-29	1:05:27	3:52	5:30:09	7:24	3:51:28
578		10:38:35	463	Adam, Szwagrun		BEL	BEL	16	M50-54	1:05:17	6:47	5:33:50	5:13	3:47:29
579		10:38:40	497	McGovern, Brian		SGP	AUS	17	M50-54	1:17:37	3:40	5:44:39	3:48	3:28:58
580		10:38:41	411	Norris, Randall		USA	USA	3	M55-59	1:13:25	3:24	5:22:30	4:34	3:54:50
581		10:38:49	735	Dietrich, Frank		GER	GER	44	M45-49	1:12:22	4:01	5:37:44	4:01	3:40:43
582		10:38:57	1498	Jaruszewski, Kevin		USA	USA	94	M30-34	1:10:20	3:23	5:36:39	3:24	3:45:12
583		10:38:59	873	Doerr, Frank		GER	GER	94	M40-44	1:12:43	5:27	5:32:12	3:57	3:44:43
584		10:39:07	1612	Solanas, Julieta		ARG	ARG	11	W30-34	1:01:40	2:19	5:52:34	3:03	3:39:33
585		10:39:19	849	Burke, Shawn		USA	USA	95	M40-44	1:04:16	6:06	5:35:46	6:46	3:46:27
586		10:39:21	1282	Kolkea, Trevor		CAN	CAN	121	M35-39	1:13:00	3:00	5:22:41	5:39	3:55:02
587		10:39:23	1603	Christensen, Birgitte		DNK	DNK	12	W30-34	1:09:54	2:43	5:36:33	3:53	3:46:22
588		10:39:25	991	Halphen, Gerry		USA	USA	96	M40-44	1:16:30	4:39	5:27:53	3:37	3:46:48
589		10:39:27	1007	Scherer, Manfred		GER	GER	97	M40-44	1:07:41	4:14	5:57:40	3:24	3:26:30
590		10:39:29	1820	Lopez, Thomas		USA	USA	20	M18-24	1:00:32	3:10	5:14:19	3:25	4:18:05
591		10:39:33	506	Weigert, Uwe		GER	GER	18	M50-54	1:11:50	3:30	5:22:21	2:40	3:59:14
592		10:39:35	1425	Guinoiseau, Linda		FRA	FRA	5	W35-39	1:05:41	3:24	5:57:23	4:51	3:28:18
593		10:39:37	1504	Preissl, Ralf		GER	GER	95	M30-34	1:06:23	3:22	5:40:01	5:14	3:44:39
594		10:39:39	1001	Mayer, Martin		AUT	AUT	98	M40-44	57:49	3:09	5:31:01	4:56	4:02:46
595		10:39:40	848	Budenbender, Bernd		GER	GER	99	M40-44	1:11:41	3:37	5:23:22	2:52	3:58:09
596		10:39:47	1688	Schinkel, Christian		GER	GER	63	M25-29	1:17:18	5:52	5:18:01	3:37	3:55:00
597		10:39:52	892	Hillig, Steffen		BRB	GER	100	M40-44	1:22:43	4:02	5:39:35	4:06	3:29:27
598		10:40:08	909	Strong, Andrew		USA	USA	101	M40-44	1:22:25	3:18	5:30:29	5:38	3:38:21
599		10:40:21	490	Bridgland, Murray		AUS	AUS	19	M50-54	1:09:22	3:07	5:16:51	4:28	4:06:35
600		10:40:29	1563	Panarella, Francesco		ITA	ITA	96	M30-34	1:06:47	3:19	5:37:51	3:58	3:48:36
601		10:40:40	987	Fortier, Philippe		FRA	FRA	102	M40-44	1:16:55	2:59	5:09:19	3:16	4:08:12
602		10:40:56	950	Malik, Vinu		USA	USA	103	M40-44	1:06:10	3:53	5:36:36	5:24	3:48:54

Overall Results

Place	Bla	Time	Numb	Lname	Fname	Cnt	Rep	Cpl	Category	Swim	Tr1	Bike	Tr2	Run
603		10:40:57	976	Russeler, Martin		GER	GER	104	M40-44	1:19:10	5:11	5:40:19	4:57	3:31:21
604		10:41:03	1729	Marmol, Giovanni		ECU	ECU	64	M25-29	1:00:43	3:01	5:39:28	4:24	3:53:29
605		10:41:25	1174	Arai, Takashi		JPN	JPN	122	M35-39	1:02:16	4:05	5:46:40	6:50	3:41:36
606		10:41:31	935	Doi, Keish		USA	USA	105	M40-44	1:08:00	3:09	5:19:08	6:28	4:04:48
607		10:41:35	747	Krueger, Michael		GER	GER	45	M45-49	1:20:03	3:08	5:21:16	2:42	3:54:28
608		10:41:39	902	Potter, John		USA	USA	106	M40-44	56:58	2:40	5:36:40	3:07	4:02:16
609		10:41:42	763	Toth, Patrick		GER	SWI	46	M45-49	1:12:54	7:19	5:32:36	5:24	3:43:31
610		10:42:01	182	Toth, Anthony		CAN	CAN	73	MPRO	1:00:11	2:15	5:21:22	5:40	4:12:35
611		10:42:16	852	Gilbert, Uli		GER	GER	107	M40-44	1:28:47	2:50	5:28:03	3:55	3:38:43
612		10:42:41	1130	Hassel, Diana		USA	USA	4	W40-44	1:06:12	2:51	5:30:31	4:45	3:58:25
613		10:42:55	494	Leeuwen, Jacques		NLD	NLD	20	M50-54	1:04:28	3:56	5:30:58	5:21	3:58:14
614		10:43:05	951	Millett, Brian		AUS	AUS	108	M40-44	1:00:28	4:23	5:34:08	5:53	3:58:15
615		10:43:10	493	Kreykenbohm, Frank		GER	GER	21	M50-54	1:05:55	4:46	5:32:25	5:35	3:54:30
616		10:43:10	645	Domke, Joerg		GER	GER	47	M45-49	1:19:07	3:34	5:40:46	3:16	3:36:30
617		10:43:16	977	Baalcke, Frank		GER	GER	109	M40-44	1:00:54	3:28	5:24:28	4:30	4:09:57
618		10:43:28	1055	Lebeda, Bruno		HKG	FRA	110	M40-44	1:18:35	3:40	5:32:26	4:13	3:44:35
619		10:43:36	968	Testa, Pablo		USA	PAN	111	M40-44	1:05:39	5:27	5:34:03	5:37	3:52:51
620		10:43:38	1017	Wiberg, John		USA	USA	112	M40-44	1:02:32	6:47	5:36:14	9:17	3:48:50
621		10:43:39	709	Zarro, Dario		SWI	SWI	48	M45-49	56:46	3:00	5:17:03	7:51	4:19:02
622		10:43:44	655	Poisson, John		USA	USA	49	M45-49	1:00:55	3:36	5:17:04	4:50	4:17:21
623		10:43:45	773	Crump, Rick		USA	USA	50	M45-49	56:51	3:01	5:43:49	5:04	3:55:02
624		10:43:49	1058	McSkimming, Glen		NZL	NZL	113	M40-44	1:06:06	4:22	5:29:35	4:10	3:59:37
625		10:43:53	785	Parche, Ingo		GER	GER	51	M45-49	1:15:30	4:21	5:38:37	5:44	3:39:43
626		10:44:01	1531	Perez, Corey		USA	USA	97	M30-34	1:01:35	6:17	5:45:41	7:04	3:43:26
627		10:44:04	1429	Johnston, Claudia		CAN	CAN	6	W35-39	1:12:14	3:03	5:47:38	3:02	3:38:09
628		10:44:04	1376	Hotham, Scott		NZL	NZL	123	M35-39	1:07:44	5:15	5:18:45	5:28	4:06:54
629		10:44:14	1597	Tumiatti, Fabio		ESP	BRA	98	M30-34	59:45	4:11	5:28:10	3:36	4:08:35
630		10:44:16	1690	Swan, Richard		NZL	NZL	65	M25-29	1:13:17	4:12	6:05:10	4:41	3:17:00
631		10:44:23	891	Heydemann, Ulrich		GER	GER	114	M40-44	1:06:08	4:33	5:30:34	4:35	3:58:35
632		10:44:27	1630	Wilfing, Monika		AUT	AUT	13	W30-34	1:17:38	3:10	5:36:19	2:48	3:44:34
633		10:44:39	853	Hackner, Thomas		AUT	AUT	115	M40-44	1:05:50	3:17	5:30:25	4:56	4:00:14
634		10:45:01	775	Duelks, Roman		GER	GER	52	M45-49	1:11:42	3:11	5:23:10	2:45	4:04:15
635		10:45:07	447	Bertolo, Jean Marc		FRA	FRA	22	M50-54	1:14:12	6:17	5:44:01	4:25	3:36:14
636		10:45:22	999	Maiolo, Brian		USA	USA	116	M40-44	1:03:33	4:13	5:26:28	4:56	4:06:13
637		10:45:23	626	Lesage, Xavier		FRA	FRA	53	M45-49	1:21:18	5:20	5:27:57	3:03	3:47:47
638		10:45:25	1299	Friend, Simon		AUS	AUS	124	M35-39	1:00:24	3:29	5:14:45	3:36	4:23:13
639		10:45:29	1223	Monk, Timothy		USA	USA	125	M35-39	58:58	4:29	5:41:49	5:04	3:55:11
640		10:45:33	576	Lamie, Michael		USA	USA	54	M45-49	57:05	3:56	5:36:07	5:02	4:03:25



2009 Ford Ironman World Championship Results

2009 Ford Ironman World Championship Results

Overall Results

Place	Bla	Time	Numb	Lname	Fname	Cnt	Rep	Cpl	Category	Swim	Tr1	Bike	Tr2	Run
641		10:45:43	168	McMillian, Jason		USA	USA	74	MPRO	58:54	2:53	5:14:34	2:23	4:27:02
642		10:46:00	986	Edstein, Steve		AUS	AUS	117	M40-44	1:07:08	5:39	5:54:58	5:34	3:32:43
643		10:46:03	924	Weiss, Thomas		GER	GER	118	M40-44	1:10:09	3:10	5:38:19	3:13	3:51:14
644		10:46:23	507	Wilson, John		USA	USA	23	M50-54	1:11:44	3:01	5:28:23	4:00	3:59:17
645		10:46:24	906	Sheehan, Greg		USA	USA	119	M40-44	1:13:48	3:20	5:24:28	4:17	4:00:32
646		10:46:27	1248	Boos, Allan		CAN	CAN	126	M35-39	1:02:44	2:35	5:29:22	4:05	4:07:43
647		10:46:31	1643	Johnson, Jennifer		USA	USA	14	W30-34	1:10:21	3:51	5:51:12	3:41	3:37:28
648		10:46:43	919	Perrot, Stephane		FRA	FRA	120	M40-44	1:13:24	3:05	5:30:29	3:42	3:56:04
649		10:46:47	741	Gompers, Paul		USA	USA	55	M45-49	1:11:34	4:25	5:33:24	6:39	3:50:47
650		10:46:53	720	Scholten, Valentijn		GER	NLD	56	M45-49	1:11:18	3:50	5:39:03	3:59	3:48:45
651		10:46:58	945	Laur, Sylvain		AUS	AUS	121	M40-44	1:11:28	7:38	5:33:32	4:31	3:49:52
652		10:47:01	1474	Teramoto, Yoshiaki		JPN	JPN	99	M30-34	1:29:57	3:02	5:28:16	3:49	3:41:58
653		10:47:13	610	Schumann, Frank		GER	GER	57	M45-49	1:25:22	4:02	5:35:28	4:11	3:38:12
654		10:47:23	394	Forster, Gustav		GER	GER	4	M55-59	1:17:44	4:16	5:36:21	4:54	3:44:09
655		10:47:27	613	Beauregard, Alan		USA	USA	58	M45-49	1:11:02	3:49	5:33:44	4:04	3:54:50
656		10:47:41	1451	Stephenson, Nell		USA	USA	7	W35-39	1:19:13	4:29	5:36:18	3:34	3:44:09
657		10:47:45	1522	Columbine, Glenn		AUS	AUS	100	M30-34	1:07:27	4:31	5:38:15	5:31	3:52:03
658		10:47:55	1699	Suzuki, Kenta		JPN	JPN	66	M25-29	56:49	2:26	5:49:11	3:20	3:56:11
659		10:47:57	1394	Schmidt, Betina		DNK	DNK	8	W35-39	1:13:37	3:35	5:48:32	4:41	3:37:34
660		10:48:06	657	Rouaud, Laurent		FRA	FRA	59	M45-49	1:10:04	3:50	5:41:17	4:48	3:48:09
661		10:48:15	1665	Sutton, Edwina		GBR	GBR	15	W30-34	1:06:21	3:28	5:29:33	2:22	4:06:33
662		10:48:19	1713	Springer, Chris		USA	USA	67	M25-29	1:11:50	3:17	5:24:34	4:06	4:04:34
663		10:48:20	1163	Southwell, Leanne		AUS	AUS	5	W40-44	1:03:01	2:35	5:53:09	3:07	3:46:31
664		10:48:29	1071	Schalm, Andreas		GER	GER	122	M40-44	1:17:38	4:33	5:35:31	4:55	3:45:54
665		10:49:03	992	Hobson, Richard		AUS	AUS	123	M40-44	1:01:39	4:56	5:13:35	4:52	4:24:03
666		10:49:06	724	Wood, Andrew		AUS	AUS	60	M45-49	1:13:44	3:24	5:26:27	3:11	4:02:22
667		10:49:10	654	Neal, Kevin		USA	USA	61	M45-49	1:12:01	4:29	5:32:40	6:49	3:53:13
668		10:49:13	476	Staub, Juergen		GER	GER	24	M50-54	1:15:08	5:01	5:33:45	5:06	3:50:14
669		10:49:16	1176	Blow, Gregg		USA	USA	127	M35-39	1:07:21	4:37	5:14:49	4:47	4:17:44
670		10:49:19	1193	Taylor, Marty		USA	USA	128	M35-39	1:07:13	3:29	5:29:54	2:59	4:05:45
671		10:49:27	740	Gilbert, Kai		GER	GER	62	M45-49	1:22:09	3:44	5:33:48	3:54	3:45:54
672		10:49:28	998	Lanza, Craig		USA	USA	124	M40-44	58:22	4:00	5:53:26	9:12	3:44:29
673		10:49:30	1218	Lloyd, Ben		USA	GBR	129	M35-39	1:05:35	3:28	5:35:40	4:25	4:00:25
674		10:49:34	1401	Messinger-Walek, Margit		AUT	AUT	9	W35-39	1:18:58	3:09	5:31:15	4:49	3:51:24
675		10:49:43	1684	Ladner, Justin		USA	USA	68	M25-29	1:09:39	3:27	5:34:12	5:05	3:57:22
676		10:49:56	898	Mullaney, David		USA	USA	125	M40-44	1:18:19	4:39	5:32:58	6:24	3:47:37
677		10:49:57	1221	Mangold, Christian		GER	GER	130	M35-39	1:22:02	2:43	5:32:40	2:45	3:49:48
678		10:50:04	1652	Glad, Jasmina		FRA	FIN	16	W30-34	1:09:29	2:49	5:55:52	4:04	3:37:52

Overall Results

Place	Bla	Time	Numb	Lname	Fname	Cnt	Rep	Cpl	Category	Swim	Tr1	Bike	Tr2	Run
679		10:50:21	1168	Bulloch, Melissa		AUS	AUS	6	W40-44	1:17:31	3:40	6:00:50	3:36	3:24:47
680		10:50:28	1300	Gac, Scott		USA	USA	131	M35-39	1:09:57	3:59	5:20:11	5:42	4:10:40
681		10:50:31	186	Jacobs, Jeff		USA	USA	126	M40-44	1:07:15	4:17	5:30:08	5:02	4:03:51
682		10:50:40	1798	Trukenmuller, Rebekka		GER	GER	7	W25-29	1:14:12	3:13	5:45:43	3:58	3:43:35
683		10:50:41	966	Sortino, Mark		USA	USA	127	M40-44	1:12:29	3:39	5:36:56	7:04	3:50:34
684		10:50:43	1090	Vandewalle, Harry		BEL	BEL	128	M40-44	1:07:15	4:45	5:28:38	8:20	4:01:48
685		10:50:46	1485	Kennedy, Chris		CAN	CAN	101	M30-34	1:06:39	3:51	5:31:46	3:26	4:05:06
686		10:50:49	677	Contant, Dan		CAN	CAN	63	M45-49	1:16:20	5:54	5:36:17	6:46	3:45:34
687		10:50:52	1864	Wohlers, Lindsay		USA	USA	1	W18-24	1:03:00	3:01	5:38:25	3:29	4:02:59
688		10:51:04	1801	Brama, Elisabeth		GBR	GER	8	W25-29	1:03:27	3:16	5:47:01	4:26	3:52:55
689		10:51:11	732	Busko, Billy		USA	USA	64	M45-49	1:14:52	3:45	5:45:35	3:33	3:43:28
690		10:51:20	1385	Eakin, Tina		USA	USA	10	W35-39	1:13:02	3:33	5:57:20	4:45	3:32:42
691		10:51:21	713	Deckmyn, Ignace		BEL	BEL	65	M45-49	1:14:40	5:14	5:37:57	5:36	3:47:55
692		10:51:28	578	Smyers, Donna		USA	USA	1	W50-54	1:11:58	3:40	5:40:26	4:58	3:50:28
693		10:51:30	1469	Mendoza, Jorge Juan		ESP	ESP	102	M30-34	1:11:38	3:49	5:31:27	4:36	4:00:01
694		10:51:33	1277	Woelfert, Tobias		USA	GER	132	M35-39	57:07	4:04	5:37:30	6:01	4:06:52
695		10:51:39	669	Trible, John		USA	USA	66	M45-49	1:07:23	4:26	5:43:44	3:55	3:52:11
696		10:51:48	331	Krach, Wilhelm		GER	GER	2	M60-64	1:11:45	4:12	5:46:10	3:37	3:46:05
697		10:51:55	1051	Huchingson, James		USA	USA	129	M40-44	1:01:38	3:28	5:29:32	4:31	4:12:48
698		10:52:03	885	Ahler, Friedhelm		GER	GER	130	M40-44	1:06:24	3:53	5:24:32	2:54	4:14:22
699		10:52:05	370	Bruskewitz, Jim		USA	USA	5	M55-59	59:35	5:23	5:36:09	8:57	4:02:03
700		10:52:11	1872	Vertiz, Tatiana		USA	MEX	2	W18-24	1:05:24	2:53	6:08:20	3:16	3:32:20
701		10:52:12	1804	Mavrodin, Julia		USA	USA	9	W25-29	1:02:10	3:32	5:45:18	2:56	3:58:17
702		10:52:12	659	Suzuki, Takehisa		JPN	JPN	67	M45-49	1:07:08	3:37	5:52:50	5:21	3:43:18
703		10:52:16	1718	L'Heureux, Geoff		USA	USA	69	M25-29	1:00:45	4:16	5:26:41	3:17	4:17:20
704		10:52:19	1459	Bolin, Scott		USA	USA	103	M30-34	1:20:07	6:10	5:30:58	6:16	3:48:49
705		10:52:24	371	Churlet, Daniel		FRA	FRA	6	M55-59	1:12:00	3:47	5:30:22	4:52	4:01:25
706		10:52:36	893	Inaba, Takasi		JPN	JPN	131	M40-44	1:06:40	3:08	6:01:38	6:52	3:34:19
707		10:52:42	466	Blackwell, Jeff		USA	USA	25	M50-54	1:23:17	3:39	5:51:36	3:16	3:30:56
708		10:52:45	1085	Lipinsky, Goetz		GER	GER	132	M40-44	1:06:49	5:14	5:41:44	3:24	3:55:35
709		10:52:51	1356	Lidster, Laird		CAN	CAN	133	M35-39	1:29:58	3:35	5:44:17	4:07	3:30:57
710		10:53:16	661	Dogruol, Gokhan		TUR	TUR	68	M45-49	1:09:32	3:54	5:28:45	3:00	4:08:08
711		10:53:31	1263	Wlad, Kerrie		USA	CAN	11	W35-39	1:14:55	4:05	6:12:21	3:36	3:18:36
712		10:53:34	983	Dean, Steve		NZL	NZL	133	M40-44	1:06:06	3:15	5:26:01	3:31	4:14:43
713		10:53:40	1849	Tomita, Masashige		JPN	JPN	21	M18-24	1:18:08	3:38	5:37:45	4:06	3:50:04
714		10:53:58	762	Thoms, Stefan		GER	GER	69	M45-49	1:15:21	4:24	5:37:42	3:03	3:53:30
715		10:54:01	551	Eble, Roland		SWI	SWI	26	M50-54	1:12:02	4:36	5:34:41	4:40	3:58:05
716		10:54:06	1333	Herget, Ted		USA	USA	134	M35-39	1:18:24	4:53	5:37:34	3:44	3:49:35



2009 Ford Ironman World Championship Results

2009 Ford Ironman World Championship Results

Overall Results

Place	Bla	Time	Numb	Lname	Fname	Cnt	Rep	Cpl	Category	Swim	Tr1	Bike	Tr2	Run
717		10:54:08	638	Malloy, Jr, Edward		USA	USA	70	M45-49	1:02:04	4:04	5:40:43	5:12	4:02:07
718		10:54:13	1650	Dierkes, Manuela		GER	GER	17	W30-34	1:07:02	2:36	5:52:59	3:47	3:47:52
719		10:54:16	1202	Grey, Kevin		ZAF	ZAF	135	M35-39	1:05:34	4:37	5:20:43	3:38	4:19:46
720		10:54:28	1118	Bakk, Britni		USA	USA	7	W40-44	1:05:56	2:20	5:38:34	2:15	4:05:25
721		10:54:28	883	Wizani, Roland		AUT	AUT	134	M40-44	1:06:15	4:16	5:31:16	4:24	4:08:19
722		10:54:39	1460	Burkhard, Sascha		GER	GER	104	M30-34	1:05:57	3:50	5:45:27	3:40	3:55:48
723		10:54:41	1254	Henggeler, Daniel		SWI	SWI	136	M35-39	1:08:29	2:57	5:31:32	3:39	4:08:07
724		10:54:43	1064	Pak, Minsok		SGP	SGP	135	M40-44	1:11:49	3:15	5:44:07	4:29	3:51:05
725		10:54:44	756	Peters, John		USA	USA	71	M45-49	1:04:42	5:01	5:37:40	4:33	4:02:50
726		10:54:48	1700	Auffray, Nicolas		FRA	FRA	70	M25-29	1:06:39	3:16	5:24:20	3:25	4:17:09
727		10:54:50	1264	Mikkelsen, Jasper		CYM	DNK	137	M35-39	1:00:51	4:13	5:18:59	6:09	4:24:39
728		10:55:15	520	Beck, Wolfram		GER	GER	27	M50-54	1:18:18	2:59	5:39:14	4:07	3:50:39
729		10:55:16	1143	Smith, Karen		BMU	BMU	8	W40-44	1:05:59	3:21	5:51:00	6:43	3:48:14
730		10:55:17	1477	White, John		CAN	CAN	105	M30-34	1:11:39	3:54	6:07:35	3:33	3:28:37
731		10:55:20	1109	Ianouette, Michelle		USA	USA	9	W40-44	1:04:41	3:27	6:12:55	3:34	3:30:45
732		10:55:32	1622	In-Albon, Tina		SWI	SWI	18	W30-34	1:06:32	4:01	5:59:21	4:13	3:41:26
733		10:55:36	1413	Rocha, Flavia		BRA	BRA	12	W35-39	1:10:01	6:03	5:56:54	5:01	3:37:39
734		10:55:38	1647	Kronenberg, Manuela		SWI	SWI	19	W30-34	1:15:05	3:07	5:54:22	3:46	3:39:19
735		10:55:45	1742	Dimech, Adam		AUS	AUS	71	M25-29	59:21	2:39	5:37:30	7:25	4:08:52
736		10:55:49	884	Oliveira, Samuel		BRA	BRA	136	M40-44	1:14:44	5:21	5:41:37	4:25	3:49:43
737		10:55:52	876	Hikoi, Hiro		JPN	JPN	137	M40-44	1:13:23	4:33	5:57:30	4:40	3:35:48
738		10:56:13	697	Osada, Fumitoshi		JPN	JPN	72	M45-49	1:15:01	6:25	5:46:14	6:36	3:42:00
739		10:56:19	671	Abe, Kenetsu		JPN	JPN	73	M45-49	1:18:02	5:42	5:46:50	5:00	3:40:48
740		10:56:41	927	Bennett, Jeff		USA	USA	138	M40-44	1:19:07	3:40	5:39:43	4:12	3:50:01
741		10:57:01	533	Klindworth, Juergen		GER	GER	28	M50-54	1:08:12	3:01	5:48:10	3:31	3:54:08
742		10:57:12	505	Verwimp, Marc		BEL	BEL	29	M50-54	1:07:23	5:15	5:50:00	3:58	3:50:38
743		10:57:19	797	Kenel Schmid, Ursula		SWI	SWI	1	W45-49	1:16:56	3:47	5:46:56	3:51	3:45:52
744		10:57:24	867	Render, Mark		USA	USA	139	M40-44	1:01:42	3:42	5:38:19	4:44	4:08:58
745		10:57:27	1076	Strathdee, Andrew		GBR	GBR	140	M40-44	1:09:51	3:29	5:45:54	8:49	3:49:26
746		10:57:34	190	Gross, Nicole		USA	USA	10	W25-29	58:55	2:43	5:49:11	3:10	4:03:36
747		10:57:37	948	Linnemann, Thomas		GER	GER	141	M40-44	1:08:23	3:41	5:41:28	3:06	4:01:02
748		10:57:45	1615	Weber-Niederberger, Brigit		SWI	SWI	20	W30-34	1:15:22	5:37	6:01:43	5:46	3:29:19
749		10:57:52	1815	Bednarz, Blake		USA	USA	22	M18-24	1:01:40	2:21	5:27:14	6:06	4:20:34
750		10:57:53	1516	Noren, Erik		SWE	SWE	106	M30-34	1:11:36	2:52	5:30:48	3:18	4:09:21
751		10:57:54	1409	Bretting, Nicole		GER	GER	13	W35-39	1:23:43	3:24	5:47:06	4:10	3:39:33
752		10:58:08	682	Geier, Robert		GER	GER	74	M45-49	1:16:59	3:46	5:56:36	3:09	3:37:40
753		10:58:09	1192	Stemmet, Johan		ZAF	ZAF	138	M35-39	1:22:10	3:01	5:32:58	5:15	3:54:47
754		10:58:11	1674	De Lima, Luis Antonio		BRA	BRA	72	M25-29	1:00:38	2:32	5:22:05	4:49	4:28:09

Overall Results

Place	Bla	Time	Numb	Lname	Fname	Cnt	Rep	Cpl	Category	Swim	Tr1	Bike	Tr2	Run
755		10:58:12	888	Chambers, John		USA	USA	142	M40-44	1:18:42	6:08	5:29:58	4:16	3:59:10
756		10:58:17	744	Hofer, Christian		AUT	AUT	75	M45-49	1:11:56	4:01	5:43:06	2:49	3:56:27
757		10:58:20	315	Hefti, Hermann		SWI	SWI	3	M60-64	1:26:42	3:39	5:34:27	6:04	3:47:30
758		10:58:24	882	Tzschentke, Thomas		GER	GER	143	M40-44	1:23:23	7:25	5:41:01	3:37	3:43:00
759		10:58:27	554	Kanne, Stefan		GER	GER	30	M50-54	1:11:16	4:04	5:24:13	4:39	4:14:17
760		10:58:43	1053	Jeukendrup, Asker		GBR	GBR	144	M40-44	1:15:16	3:33	5:11:25	2:44	4:25:47
761		10:58:46	748	Kuklinski, Adam		USA	POL	76	M45-49	1:18:23	4:40	5:58:23	4:24	3:32:59
762		10:58:47	815	Reinhardt, Manuela		GER	GER	2	W45-49	1:04:13	3:24	5:38:26	4:37	4:08:09
763		10:58:48	1710	Ornon, Gregory		SWI	SWI	73	M25-29	56:57	3:20	5:04:15	4:13	4:50:05
764		10:58:53	1543	Brodziak, Andrew		GBR	GBR	107	M30-34	1:08:20	3:19	5:47:19	3:41	3:56:16
765		10:59:00	750	Lomba, Carlos		PRI	PRI	77	M45-49	56:10	2:31	5:39:58	6:30	4:13:53
766		10:59:21	531	Hviid, Arne		DNK	DNK	31	M50-54	1:15:12	6:05	5:31:27	7:19	3:59:21
767		10:59:32	1357	Maizey, Adrian		USA	ZAF	139	M35-39	1:11:58	5:52	5:49:39	5:14	3:46:51
768		10:59:47	652	Knapp, John		GBR	GBR	78	M45-49	1:18:22	3:20	5:45:57	3:20	3:48:49
769		10:59:57	650	Holzberger, Blasius		GER	GER	79	M45-49	1:09:42	3:08	5:36:55	4:24	4:05:50
770		11:00:08	1641	Joaquin, Michelle		USA	USA	21	W30-34	1:13:24	4:02	6:07:28	3:22	3:31:54
771		11:00:14	1524	Irtel, Thiemo		SWI	GER	108	M30-34	1:04:33	3:56	5:45:09	5:30	4:01:08
772		11:00:18	663	Hertel, Keith		USA	USA	80	M45-49	1:07:01	5:06	5:33:38	4:16	4:10:19
773		11:00:20	1564	Pawel, Torsten		GER	GER	109	M30-34	1:11:56	5:12	6:01:28	2:47	3:39:00
774		11:00:32	678	Dobmeier, Gerhard		GER	GER	81	M45-49	1:07:01	4:08	5:32:07	4:57	4:12:22
775		11:00:44	1390	Rothgang, Heidi		GER	GER	14	W35-39	1:19:05	3:28	5:42:09	4:37	3:51:26
776		11:00:49	1560	Johnson, Jeremy		USA	USA	110	M30-34	1:02:18	5:08	5:43:24	4:31	4:05:30
777		11:01:27	1751	Kelly, Michael		NZL	NZL	74	M25-29	1:05:02	2:37	4:59:06	7:10	4:47:34
778		11:01:35	1272	Schulten, Chris		USA	USA	140	M35-39	1:17:32	4:37	5:31:29	5:21	4:02:38
779		11:01:37	728	Baust, Robert		GER	GER	82	M45-49	1:18:38	4:26	5:41:27	3:40	3:53:28
780		11:01:41	1119	Bathum, Heidi		USA	USA	10	W40-44	1:01:15	3:34	5:53:41	4:42	3:58:32
781		11:01:54	1383	Boyes, Michelle		AUS	AUS	15	W35-39	1:17:20	2:15	5:45:18	3:09	3:53:54
782		11:01:59	521	Bennatan, Andre		USA	USA	32	M50-54	1:07:41	3:31	6:04:53	9:14	3:36:43
783		11:02:02	365	Vrastil, Miroslav		CZE	CZE	7	M55-59	1:18:14	3:38	5:41:20	3:25	3:55:26
784		11:02:05	1604	Foley, Jen		USA	USA	22	W30-34	57:09	3:00	6:01:22	3:36	3:57:00
785		11:02:05	1234	Thull, Patrick		GER	GER	141	M35-39	1:17:48	3:54	5:30:42	3:17	4:06:26
786		11:02:19	1802	Castaneda, Rosalinda		USA	USA	11	W25-29	1:13:04	3:10	6:00:36	3:54	3:41:36
787		11:02:31	1098	Lenti, Anita		SWI	SWI	11	W40-44	58:18	2:51	5:47:23	3:52	4:10:10
788		11:02:35	1746	Mangeon, Mathieu		FRA	FRA	75	M25-29	1:06:02	4:59	5:08:33	3:57	4:39:06
789		11:02:36	1607	Repec, Marie		USA	USA	23	W30-34	1:26:10	4:21	5:38:15	3:56	3:49:57
790		11:02:40	699	Prinzbach, Joachim		GER	GER	83	M45-49	1:06:38	4:18	5:50:53	4:05	3:56:48
791		11:02:44	715	Geoghegan, Mark		USA	AUS	84	M45-49	1:08:16	3:22	5:33:53	4:13	4:13:02
792		11:02:56	1666	Whelan, Laura-Clare		NZL	NZL	24	W30-34	1:17:30	3:34	5:44:06	4:52	3:52:57



2009 Ford Ironman World Championship Results

2009 Ford Ironman World Championship Results

Overall Results

Place	Bla	Time	Numb	Lname	Fname	Cnt	Rep	Cpl	Category	Swim	Tr1	Bike	Tr2	Run
793		11:03:02	566	Sophiea, Laura		USA	USA	2	W50-54	1:08:15	3:19	5:50:31	3:51	3:57:07
794		11:03:37	1814	Levasseur, Laurianne		FRA	FRA	12	W25-29	1:18:31	3:48	5:30:04	4:16	4:07:00
795		11:03:51	1189	Ryan, Alan		USA	USA	142	M35-39	1:08:27	4:45	5:44:11	4:05	4:02:24
796		11:04:05	634	Wilfling, Rudolf		AUT	AUT	85	M45-49	1:18:14	3:39	5:49:27	2:17	3:50:30
797		11:04:39	1023	Friedrichs, Dan		USA	USA	145	M40-44	1:13:10	3:47	5:39:24	4:02	4:04:18
798		11:04:41	1047	Gonzalez, Sebastien		SWI	SWI	146	M40-44	1:10:59	2:40	5:24:32	3:20	4:23:13
799		11:04:47	1239	Capobianco, Jeffrey		USA	USA	143	M35-39	1:20:42	4:34	6:11:43	3:31	3:24:19
800		11:05:00	1228	Richardson, Robert		USA	USA	144	M35-39	1:11:36	3:19	5:45:03	3:40	4:01:24
801		11:05:00	1765	Richardson, Shandra		USA	USA	13	W25-29	1:00:03	3:13	5:56:42	4:47	4:00:17
802		11:05:06	751	Schaerer, Max		SWI	SWI	86	M45-49	1:06:50	3:59	5:44:50	4:00	4:05:30
803		11:05:06	1030	Stutz, Rene		SWI	SWI	147	M40-44	1:09:42	3:33	5:31:42	3:56	4:16:16
804		11:05:08	393	Fitch, Stu		AUS	AUS	8	M55-59	1:02:40	3:36	5:54:14	3:50	4:00:50
805		11:05:11	1566	Schmitz, Ruben		GER	GER	111	M30-34	1:12:41	3:29	5:19:48	3:05	4:26:11
806		11:05:11	1447	Niikura, Kaoru		JPN	JPN	16	W35-39	1:07:48	3:37	6:02:40	3:23	3:47:43
807		11:05:14	516	Allen, John		USA	USA	33	M50-54	1:12:44	3:52	5:27:33	6:13	4:14:54
808		11:05:29	1444	Gillis, Sheila		CAN	CAN	17	W35-39	1:15:05	3:49	6:03:06	4:13	3:39:18
809		11:05:44	936	Duin, Waldo		NLD	NLD	148	M40-44	1:07:30	3:49	5:21:54	5:36	4:26:56
810		11:05:45	767	White, Paul		CAN	CAN	87	M45-49	1:15:20	4:32	5:32:49	4:07	4:08:59
811		11:05:49	1796	Springer, Laura		USA	USA	14	W25-29	58:14	2:29	5:47:29	3:17	4:14:22
812		11:05:54	1095	Hille, Claudia		GER	GER	12	W40-44	1:14:47	2:45	6:05:53	4:52	3:37:39
813		11:06:09	746	Klause, Andreas		GER	GER	88	M45-49	1:14:46	3:13	5:34:23	2:34	4:11:15
814		11:06:24	1048	Grauvogel, Bernd		GER	GER	149	M40-44	1:14:02	3:22	5:33:04	4:57	4:11:01
815		11:06:34	703	Sunners, James		CAN	CAN	89	M45-49	1:13:41	4:39	5:35:00	3:27	4:09:50
816		11:07:27	1000	Martens, Darrel		CAN	CAN	150	M40-44	1:17:35	4:14	5:51:51	3:39	3:50:10
817		11:07:46	1235	Vinck, Igor		BEL	BEL	145	M35-39	1:25:30	4:01	5:53:40	5:32	3:39:05
818		11:07:54	1696	Gonzalez, Francisco		CHL	CHL	76	M25-29	1:03:34	3:09	5:24:52	2:52	4:33:29
819		11:08:08	1116	Humphrey, Linnea		CAN	CAN	13	W40-44	1:06:46	3:13	5:47:38	3:11	4:07:22
820		11:08:21	1415	Schaefer, Natalie		USA	USA	18	W35-39	1:11:47	3:35	5:54:37	4:36	3:53:48
821		11:08:21	515	Stock, Gerhard		GER	GER	34	M50-54	1:14:57	4:16	5:41:21	3:40	4:04:08
822		11:08:22	764	Twine, Rick		AUS	AUS	90	M45-49	1:05:21	6:27	5:39:11	4:20	4:13:05
823		11:08:23	1478	Wilking, Brett		USA	USA	112	M30-34	1:12:38	5:19	5:51:18	5:25	3:53:45
824		11:08:28	1589	Littler, Bevan		NZL	NZL	113	M30-34	1:02:29	3:36	5:36:08	4:42	4:21:35
825		11:08:32	1180	Hessian, John		USA	USA	146	M35-39	1:09:40	3:54	5:16:02	4:47	4:34:12
826		11:08:34	1772	Bounds, Brandy		USA	USA	15	W25-29	1:02:37	2:35	5:53:33	4:58	4:04:53
827		11:08:38	1758	Sprungk, Steffen		GER	GER	77	M25-29	1:06:51	3:02	5:09:49	3:38	4:45:19
828		11:08:46	1384	Cornell, Sydney		USA	USA	19	W35-39	1:09:58	3:18	5:47:48	4:28	4:03:16
829		11:08:48	1789	Craft, Kristy		AUS	AUS	16	W25-29	1:09:16	2:22	5:55:03	3:37	3:58:32
830		11:08:53	1066	Pocas, Augusto		BRA	BRA	151	M40-44	1:09:43	4:24	5:57:10	7:14	3:50:23

Overall Results

Place	Bla	Time	Numb	Lname	Fname	Cnt	Rep	Cpl	Category	Swim	Tr1	Bike	Tr2	Run
831		11:09:00	1657	Toebe, Svenja		GER	GER	25	W30-34	1:14:41	5:52	6:19:14	5:25	3:23:50
832		11:09:05	1426	Hallett, Kristy		AUS	AUS	20	W35-39	1:14:09	3:42	5:58:27	3:03	3:49:45
833		11:09:23	971	Watkins, Steven		USA	USA	152	M40-44	1:13:51	3:57	5:22:42	7:22	4:21:33
834		11:09:28	1787	Beebe, Kelzie		USA	USA	17	W25-29	1:04:19	3:45	5:57:02	3:52	4:00:32
835		11:09:38	877	Hille, Arnd		GER	GER	153	M40-44	1:13:48	5:17	5:52:29	7:28	3:50:38
836		11:09:43	988	Gandon, David		FRA	FRA	154	M40-44	59:42	4:31	5:44:13	7:35	4:13:45
837		11:09:45	1005	Prezzi, Franco		ITA	ITA	155	M40-44	1:16:45	3:51	5:22:10	6:15	4:20:47
838		11:09:58	1625	Kuck, Missy		USA	USA	26	W30-34	56:11	2:56	5:48:11	4:48	4:17:53
839		11:09:59	1079	Walker, Edward		USA	USA	156	M40-44	1:06:14	3:22	5:55:12	12:54	3:52:19
840		11:10:01	701	Sprague, Dean		USA	USA	91	M45-49	1:10:26	3:57	5:41:30	3:45	4:10:25
841		11:10:03	1136	Bordage, Karen		BMU	BMU	14	W40-44	1:17:39	4:19	5:59:51	3:54	3:44:22
842		11:10:04	1153	Chance, Dana		USA	USA	15	W40-44	1:05:12	3:33	6:01:33	4:00	3:55:48
843		11:10:12	743	Hert, Paul		USA	USA	92	M45-49	1:18:39	4:11	5:42:48	4:20	4:00:15
844		11:10:14	214	Van Der Vorst, Monique		NLD	NLD	1	WHCycle	1:14:53	5:24	7:04:19	4:29	2:41:11
845		11:10:24	801	Singleton, Tracy		AUS	AUS	3	W45-49	59:48	3:09	5:43:49	3:48	4:19:53
846		11:11:03	407	Kiley, Chris		AUS	AUS	9	M55-59	1:22:38	4:35	5:40:23	4:18	3:59:10
847		11:11:20	406	Kaiser, Nicholas		USA	GBR	10	M55-59	1:14:51	4:39	5:59:30	4:02	3:48:20
848		11:11:34	681	Falke, Juergen		GER	GER	93	M45-49	1:08:35	4:35	5:25:23	8:20	4:24:42
849		11:11:37	1636	Bannink, Cindi		USA	USA	27	W30-34	59:26	3:05	6:02:13	5:32	4:01:23
850		11:11:44	1768	Flaherty, Rebecca		USA	USA	18	W25-29	1:06:17	2:44	5:57:33	2:55	4:02:17
851		11:11:52	1334	Jallard, Chris		AUS	AUS	147	M35-39	56:49	4:06	5:40:24	7:18	4:23:17
852		11:12:04	545	Van Wachem, Geoff		AUS	AUS	35	M50-54	1:07:38	9:06	5:22:57	6:38	4:25:47
853		11:12:08	1495	Fukuta, Tsukasa		JPN	JPN	114	M30-34	1:06:57	2:50	5:19:20	3:15	4:39:47
854		11:12:09	1737	Watson, Troy		AUS	ARE	78	M25-29	1:07:23	4:02	5:30:15	6:13	4:24:17
855		11:12:16	1869	Tripke, Julia		GER	GER	3	W18-24	1:13:27	3:42	5:58:56	3:30	3:52:43
856		11:12:26	1268	Painter, Glyn		GBR	GBR	148	M35-39	1:10:31	4:47	5:14:04	3:34	4:39:31
857		11:12:27	468	Chavez, Steven		USA	USA	36	M50-54	1:08:21	3:59	6:00:40	9:29	3:49:59
858		11:12:35	1619	Defilippi, Angie		USA	USA	28	W30-34	1:17:54	2:40	6:10:25	3:13	3:38:26
859		11:12:43	1082	Zogl, Gerald		AUT	AUT	157	M40-44	1:28:38	4:03	5:58:02	3:08	3:38:55
860		11:12:55	1437	Casey, Susan		AUS	AUS	21	W35-39	1:10:28	3:52	5:45:18	4:41	4:08:38
861		11:12:56	1624	Kniaziew Gervais, Blaire		CAN	CAN	29	W30-34	1:03:34	2:27	5:58:36	5:05	4:03:15
862		11:12:58	969	Toscani, Andrea		BRA	ITA	158	M40-44	1:12:04	3:29	5:45:05	3:50	4:08:31
863		11:13:01	1651	Eck, Amy		USA	USA	30	W30-34	1:12:29	2:29	5:58:13	3:06	3:56:45
864		11:13:13	1166	Tokai, Kaori		JPN	JPN	16	W40-44	1:07:13	4:17	6:00:36	5:16	3:55:53
865		11:13:23	609	Messina, Luca		ITA	ITA	94	M45-49	1:14:36	4:23	5:54:29	5:21	3:54:37
866		11:13:29	1200	Loughney, Scott		USA	USA	149	M35-39	1:13:47	4:40	5:54:52	6:44	3:53:29
867		11:13:35	1060	Nugent, Russell		ZAR	ZAF	159	M40-44	1:10:32	6:27	5:41:30	4:08	4:11:00
868		11:13:47	1389	Meno, Sue		USA	USA	22	W35-39	1:15:24	3:39	6:08:35	5:54	3:40:17



2009 Ford Ironman World Championship Results

2009 Ford Ironman World Championship Results

Overall Results

Place	Bla	Time	Numb	Lname	Fname	Cnt	Rep	Cpl	Category	Swim	Tr1	Bike	Tr2	Run
869		11:13:55	1633	Dawson, Darcy		USA	USA	31	W30-34	1:00:31	3:21	6:03:49	6:09	4:00:08
870		11:14:06	753	Murphy, John		USA	USA	95	M45-49	59:44	2:27	5:16:40	3:07	4:52:11
871		11:14:46	1416	Sellars, Virginia		CAN	CAN	23	W35-39	1:18:14	3:15	5:48:11	4:16	4:00:52
872		11:14:49	1846	Haughton, Andrew		USA	USA	23	M18-24	59:52	3:07	5:49:17	4:40	4:17:55
873		11:15:03	555	Keast, Brian		CAN	CAN	37	M50-54	1:14:24	4:20	5:54:46	3:08	3:58:27
874		11:15:16	570	Smith, Nancy		USA	USA	3	W50-54	1:06:47	5:28	5:48:29	8:14	4:06:19
875		11:15:22	1644	Nelson, Teresa		USA	USA	32	W30-34	56:37	2:28	5:32:42	3:29	4:40:07
876		11:15:26	651	Jager, Anton		USA	AUT	96	M45-49	1:11:59	4:17	5:37:47	7:31	4:13:53
877		11:15:27	458	Maru, Tomoji		JPN	JPN	38	M50-54	1:12:56	5:30	6:14:22	5:36	3:37:04
878		11:15:35	58	Niedrig, Andreas		GER	GER	75	MPRO	51:12	2:13	5:28:35	5:28	4:48:10
879		11:15:39	1664	Pragluski, Sara		USA	USA	33	W30-34	1:17:50	3:46	5:54:58	4:32	3:54:36
880		11:16:09	1779	Lockwood, Elizabeth		USA	USA	19	W25-29	1:06:09	3:23	6:01:57	3:50	4:00:52
881		11:16:13	386	Mijwaart, Gerrit		NLD	NLD	11	M55-59	1:18:10	3:45	5:40:43	3:35	4:10:02
882		11:16:21	1361	Morriss, Darren		AUS	AUS	150	M35-39	1:09:49	4:32	5:34:54	4:58	4:22:11
883		11:16:29	547	Waco, Steve		USA	USA	39	M50-54	1:17:38	5:18	5:49:07	4:24	4:00:03
884		11:16:34	1609	Ruscetta, Abigail		USA	USA	34	W30-34	1:00:26	3:25	6:07:22	2:53	4:02:30
885		11:16:43	1845	Tweed, Spencer		USA	USA	24	M18-24	1:10:23	4:58	5:29:38	4:38	4:27:08
886		11:16:46	921	Santos, Paulo		PRT	PRT	160	M40-44	1:04:46	3:07	5:32:32	5:40	4:30:42
887		11:16:57	881	Roberts, Paul		AUS	AUS	161	M40-44	1:11:46	4:05	5:35:31	5:11	4:20:27
888		11:17:01	1780	Louw, Sarah		ZAF	RSA	20	W25-29	1:06:18	3:01	6:03:51	5:15	3:58:38
889		11:17:09	1431	Krone, Tina		GER	GER	24	W35-39	1:16:57	4:19	5:56:25	3:34	3:55:55
890		11:17:19	1770	Rekas, Lidia		USA	POL	21	W25-29	1:11:07	3:07	5:51:15	4:27	4:07:25
891		11:17:43	611	Scott, Douglas		NZL	NZL	97	M45-49	1:08:04	5:27	5:42:07	7:41	4:14:25
892		11:17:55	1450	Simmons, Michelle		USA	USA	25	W35-39	59:05	2:47	5:43:54	4:34	4:27:36
893		11:17:56	13	Juhanson, Ain Alar		EST	EST	76	MPRO	1:00:24	3:06	4:31:37	4:09	5:38:43
894		11:17:58	375	Mccormack, David		AUS	AUS	12	M55-59	1:17:41	4:18	5:59:01	2:51	3:54:09
895		11:18:07	832	Mills, Betty		USA	USA	4	W45-49	56:54	4:41	6:02:38	5:37	4:08:18
896		11:18:16	489	Brandson, Kelly		CAN	CAN	40	M50-54	1:12:02	4:34	6:02:26	3:09	3:56:07
897		11:18:23	952	Miyata, Kazuaki		JPN	JPN	162	M40-44	1:11:03	4:36	5:46:41	6:10	4:09:54
898		11:18:30	1626	Ljone, Tracy		USA	USA	35	W30-34	54:20	4:15	6:09:08	4:36	4:06:13
899		11:18:34	1769	Meyer, Angela		USA	USA	22	W25-29	1:21:16	3:30	5:57:38	3:39	3:52:32
900		11:18:37	508	Yost, Mark		USA	USA	41	M50-54	1:25:25	5:43	6:03:43	5:55	3:37:52
901		11:18:44	1410	Bruce, Kim		USA	USA	26	W35-39	1:00:10	2:54	5:40:35	3:52	4:31:15
902		11:18:52	1606	Koekemoer, Martha		RSA	RSA	36	W30-34	1:17:35	2:39	5:59:48	3:45	3:55:06
903		11:18:53	874	Donahue, Joe		USA	USA	163	M40-44	1:12:11	3:56	5:56:57	6:03	3:59:47
904		11:18:54	197	Haas, David		USA	USA	164	M40-44	1:04:59	4:32	5:49:02	9:16	4:11:07
905		11:19:08	389	Valena, Tomas		AUS	AUS	13	M55-59	1:33:44	4:23	5:58:32	3:12	3:39:19
906		11:19:20	822	I-Jakobsen, Kaisa		DNK	DNK	5	W45-49	1:13:36	3:38	6:05:49	2:56	3:53:23

Overall Results

Place	Bla	Time	Numb	Lname	Fname	Cnt	Rep	Cpl	Category	Swim	Tr1	Bike	Tr2	Run
907		11:19:22	1319	Romano Neto, Otavio		BRA	BRA	151	M35-39	1:10:12	4:01	5:52:02	5:00	4:08:09
908		11:19:24	1372	Worth, Jeffrey		AUS	AUS	152	M35-39	59:28	3:40	5:35:08	3:28	4:37:44
909		11:19:53	660	Breuer, Rainer		GER	GER	98	M45-49	1:24:52	3:03	5:12:12	8:12	4:31:36
910		11:20:00	1147	Wickham, Lyndy		NZL	NZL	17	W40-44	1:20:48	3:56	6:06:36	3:32	3:45:10
911		11:20:04	1003	Mori, Masaki		JPN	JPN	165	M40-44	1:25:55	5:17	5:53:11	5:21	3:50:22
912		11:20:15	544	Smith, Malcolm		AUS	AUS	42	M50-54	1:21:03	4:11	6:03:13	4:40	3:47:10
913		11:20:25	899	Onishi, Masayuki		JPN	JPN	166	M40-44	1:07:15	4:44	5:37:43	7:45	4:23:00
914		11:20:26	1312	Meister, Mathieu		FRA	FRA	153	M35-39	1:05:14	4:02	5:14:29	7:42	4:49:01
915		11:21:07	1795	Senzai, Kimiko		JPN	JPN	23	W25-29	1:06:46	3:23	6:40:55	3:22	3:26:43
916		11:21:15	730	Budd, Scott		AUS	AUS	99	M45-49	1:02:20	4:44	5:42:27	5:18	4:26:27
917		11:21:22	519	Barnett, Mark		USA	USA	43	M50-54	1:18:22	4:39	5:56:08	5:26	3:56:49
918		11:21:40	1440	Gluck, Amy		USA	USA	27	W35-39	1:15:06	4:43	6:07:01	3:47	3:51:04
919		11:21:48	904	Sa, Eduardo		USA	BRA	167	M40-44	1:05:46	4:40	5:50:26	5:21	4:15:37
920		11:21:54	1290	Bezard, Arnaud		FRA	FRA	154	M35-39	1:04:01	4:22	5:10:35	4:52	4:58:06
921		11:22:23	513	Richardson, Allan		USA	CAN	44	M50-54	1:27:51	3:19	6:02:19	4:49	3:44:08
922		11:22:30	518	Austinat, Ralf		GER	GER	45	M50-54	1:15:02	4:36	5:47:14	5:19	4:10:22
923		11:22:33	851	Duffy, Paul		SGP	GBR	168	M40-44	1:13:07	3:19	5:44:39	3:54	4:17:36
924		11:22:40	635	Berkebile, Guy		USA	USA	100	M45-49	1:16:54	5:21	5:31:47	4:11	4:24:30
925		11:22:57	527	Goering, Hans-Heiner		GER	GER	46	M50-54	1:04:26	7:12	5:41:01	4:08	4:26:12
926		11:23:01	1655	Lawson, Carla		AUS	AUS	37	W30-34	1:11:53	3:26	6:00:56	3:04	4:03:43
927		11:23:10	779	Hoult, Rob		NZL	NZL	101	M45-49	1:14:49	6:25	6:15:54	4:12	3:41:52
928		11:23:12	1556	Golle, Anthony		AUS	AUS	115	M30-34	1:00:59	5:18	5:45:11	6:58	4:24:49
929		11:23:17	560	Wally, Ron		USA	USA	47	M50-54	1:07:03	3:22	5:39:01	3:45	4:30:09
930		11:23:28	962	Schirnack, Andreas		GER	GER	169	M40-44	1:16:34	7:16	5:44:09	5:12	4:10:19
931		11:23:31	1393	Kichula, Christina		USA	USA	28	W35-39	1:19:51	5:08	6:04:45	4:36	3:49:13
932		11:23:42	963	Schmid, Hans		GER	GER	170	M40-44	1:09:48	7:37	5:39:52	5:46	4:20:41
933		11:23:42	973	Zimmer, Kurt		GER	GER	171	M40-44	1:12:08	5:15	5:37:59	7:44	4:20:37
934		11:23:45	930	Beaud, Christophe		FRA	FRA	172	M40-44	1:10:45	5:43	5:50:00	4:32	4:12:46
935		11:23:58	392	Dalla Barba, Patrick		FRA	FXX	14	M55-59	1:13:53	4:00	6:00:23	5:17	4:00:27
936		11:24:13	1417	Speck, Sally		USA	USA	29	W35-39	1:09:49	3:02	6:07:28	4:47	3:59:10
937		11:24:46	1365	Perron, Eric		USA	USA	155	M35-39	1:21:07	3:22	5:30:46	4:32	4:25:01
938		11:24:51	1649	Buser, Ariane		USA	USA	38	W30-34	1:15:04	4:45	5:40:44	3:45	4:20:35
939		11:25:09	529	Holland, Brendan		AUS	AUS	48	M50-54	1:19:10	4:57	5:29:01	7:10	4:24:53
940		11:25:13	1255	Jimenez, Juan		AUS	AUS	156	M35-39	1:01:46	4:09	5:52:18	5:27	4:21:35
941		11:25:24	1231	Slavinski, Dave		USA	USA	157	M35-39	1:04:04	2:42	5:54:04	4:28	4:20:08
942		11:25:27	210	Fowler, Jason		USA	USA	1	MHCycle	1:27:35	3:56	7:32:03	2:51	2:19:04
943		11:25:31	573	Delis-Schlosser, Lydia		USA	USA	4	W50-54	1:14:33	3:36	5:36:24	5:56	4:25:04
944		11:25:38	565	Rouse, Kimberlee		USA	USA	5	W50-54	1:19:33	4:15	6:01:35	4:13	3:56:04



2009 Ford Ironman World Championship Results

2009 Ford Ironman World Championship Results

Overall Results

Overall Results

Place	Bla	Time	Numb	Lname	Fname	Cnt	Rep	Cpl	Category	Swim	Tr1	Bike	Tr2	Run
945		11:25:42	1844	Shepard, Tom		USA	USA	25	M18-24	1:13:49	4:09	5:44:20	6:46	4:16:39
946		11:25:49	1654	Keeran, Meredith Brooke		USA	USA	39	W30-34	57:52	3:07	5:43:00	3:02	4:38:49
947		11:25:51	1623	Kieffer, Estelle-Marie		FRA	FRA	40	W30-34	1:02:28	3:36	6:06:07	4:55	4:08:48
948		11:25:59	1261	Melo, Christian		BRA	BRA	158	M35-39	1:00:44	2:41	5:41:23	4:13	4:37:00
949		11:26:00	1574	Martin, Brent		USA	USA	116	M30-34	1:09:10	3:33	5:56:04	6:00	4:11:14
950		11:26:04	377	Roobrouck, Jo		BEL	BEL	15	M55-59	1:24:12	3:49	5:41:32	4:48	4:11:45
951		11:26:07	1856	Kuhnlein, Angela		GER	GER	4	W18-24	1:11:57	3:59	5:54:05	2:50	4:13:17
952		11:26:12	1639	Chikaishi, Keiko		JPN	JPN	41	W30-34	1:04:34	4:26	6:17:07	5:49	3:54:19
953		11:26:17	1259	McClellan, Todd		USA	USA	159	M35-39	1:14:53	4:30	5:29:51	3:28	4:33:39
954		11:26:28	1382	Bancroft, Angela		USA	USA	30	W35-39	1:03:48	5:21	6:09:55	8:25	3:59:02
955		11:26:30	1656	Niklaus, Angela		SWI	SWI	42	W30-34	1:11:53	3:19	5:53:43	6:06	4:11:31
956		11:26:33	686	Johnson, Scott		USA	USA	102	M45-49	1:00:12	5:54	6:01:15	4:27	4:14:47
957		11:26:39	665	Lawson, Dave		NZL	GBR	103	M45-49	1:13:43	4:57	5:31:19	3:51	4:32:52
958		11:26:48	734	Conte, Christophe		REU	REU	104	M45-49	1:39:44	3:59	5:48:56	3:25	3:50:45
959		11:27:06	1662	Milot, Michelle		CAN	CAN	43	W30-34	1:06:39	3:46	6:18:55	3:27	3:54:22
960		11:27:07	1848	Fecik, Jonathan		USA	USA	26	M18-24	1:05:44	4:16	5:13:58	3:23	4:59:47
961		11:27:11	831	Fuhrmann, Ulrike		POL	GER	6	W45-49	1:17:34	3:36	6:04:00	5:14	3:56:49
962		11:27:31	339	Domoney, Christopher		GBR	GBR	4	M60-64	1:31:01	4:18	6:03:09	3:26	3:45:39
963		11:27:48	1774	Chrislock-Lauterbach, Mari		USA	USA	24	W25-29	1:06:26	4:22	6:15:23	5:09	3:56:30
964		11:27:49	1803	Geier, Andrea		AUT	AUT	25	W25-29	1:00:14	3:27	5:54:35	3:11	4:26:25
965		11:27:54	311	Weber, Thomas		SWI	SWI	5	M60-64	1:11:48	5:19	5:47:42	8:35	4:14:31
966		11:27:57	1094	Bennett, Paula		USA	USA	18	W40-44	1:18:34	3:53	5:54:04	6:09	4:05:19
967		11:28:42	1057	Lord, Steven		GBR	GBR	173	M40-44	56:42	3:04	5:08:53	3:39	5:16:24
968		11:28:49	835	Daubner, Elizabeth		USA	USA	7	W45-49	1:03:18	3:56	5:59:20	4:17	4:17:59
969		11:28:55	1616	Labarge, Monica		CAN	CAN	44	W30-34	1:05:49	4:00	6:08:34	6:00	4:04:34
970		11:29:01	1407	Liaw, Sandy		USA	USA	31	W35-39	1:31:12	4:37	5:49:30	3:53	3:59:51
971		11:29:06	1776	Jackson, Christina		USA	USA	26	W25-29	57:00	3:18	5:57:39	8:26	4:22:44
972		11:29:17	1576	Serna, Inaki		ESP	ESP	117	M30-34	59:12	3:44	5:29:32	3:43	4:53:07
973		11:29:18	1339	Cuerno, Javier			SPA	160	M35-39	1:07:23	2:43	5:30:36	4:20	4:44:18
974		11:29:19	768	Woon, Kim		KOR	KOR	105	M45-49	1:25:50	6:06	6:07:05	4:56	3:45:24
975		11:29:42	1240	Ettlin, Andi		SWI	SWI	161	M35-39	1:07:25	4:08	5:28:13	5:14	4:44:45
976		11:29:51	387	Preradovic, Konstantin		SVN	SVN	16	M55-59	1:12:13	5:52	5:54:21	6:46	4:10:42
977		11:30:05	1089	Tuffs, Jason		USA	USA	174	M40-44	1:25:55	3:43	6:04:55	4:33	3:51:01
978		11:30:13	558	Kozlowski, Andrzej		CAN	POL	49	M50-54	1:13:31	5:36	5:54:51	5:40	4:10:37
979		11:30:19	1640	Hanley-Pinto, Jennifer		USA	USA	45	W30-34	1:12:04	4:06	6:06:16	3:55	4:04:00
980		11:30:22	1014	Thrower, Mitch		USA	USA	175	M40-44	57:36	3:36	5:34:31	3:40	4:51:01
981		11:30:50	1138	Eaton, Darcy		USA	USA	19	W40-44	1:16:13	3:26	6:04:00	3:28	4:03:46
982		11:30:58	1126	Raeber, Jasmin		SWI	SWI	20	W40-44	1:13:21	3:46	5:58:53	4:14	4:10:46

Place	Bla	Time	Numb	Lname	Fname	Cnt	Rep	Cpl	Category	Swim	Tr1	Bike	Tr2	Run
983		11:31:06	1421	Kobayashi, Megumi		JPN	JPN	32	W35-39	1:11:52	3:23	5:48:03	4:07	4:23:45
984		11:31:08	537	Mawhinney, David		GBR	GBR	50	M50-54	1:15:02	3:45	5:40:13	3:34	4:28:35
985		11:31:24	1424	Finnegan, Erin		USA	USA	33	W35-39	1:25:23	5:50	6:05:14	4:42	3:50:17
986		11:31:25	139	Bayley, Abigail		GBR	GBR	38	WPRO	1:03:03	2:32	5:51:30	2:35	4:31:47
987		11:31:47	574	Fisher, Edie		CAN	CAN	6	W50-54	1:02:15	3:08	5:55:50	5:28	4:25:08
988		11:31:56	1388	McGrath, Amy		USA	USA	34	W35-39	1:09:57	3:21	6:02:17	3:53	4:12:30
989		11:31:58	1123	Hubbard, Carolyn		CAN	CAN	21	W40-44	1:09:50	5:36	6:02:23	4:21	4:09:50
990		11:32:01	668	Rees, Daniel		USA	USA	106	M45-49	1:17:01	4:12	6:03:06	5:02	4:02:42
991		11:32:27	1812	Daunhauer, Beth		USA	USA	27	W25-29	1:05:52	3:55	5:59:12	3:40	4:19:49
992		11:33:38	1137	Collins, Kelly		USA	USA	22	W40-44	1:14:27	4:01	6:14:43	2:53	3:57:35
993		11:33:43	484	Sweeney, Patrick		USA	USA	51	M50-54	1:10:02	3:49	5:30:41	4:34	4:44:37
994		11:33:50	1669	Saeger, Adrienne		USA	USA	46	W30-34	1:17:30	5:36	6:00:04	3:54	4:06:49
995		11:34:00	1002	Moniz, Gustavo		BRA	BRA	176	M40-44	1:01:50	4:28	6:05:29	7:06	4:15:09
996		11:34:16	1784	Wittmaack, Elizabeth		USA	USA	28	W25-29	1:19:35	3:34	6:01:45	6:21	4:03:03
997		11:34:17	449	Colmant, Michael		CAN	CAN	52	M50-54	1:31:27	4:07	6:01:03	4:50	3:52:51
998		11:34:30	1833	Opunui, Landon		USA	USA	27	M18-24	1:06:58	2:55	5:15:56	3:01	5:05:42
999		11:34:45	491	Brockenbrough, John		USA	USA	53	M50-54	57:22	5:17	6:15:50	5:46	4:10:31
1000		11:35:03	326	Briscoe, Timothy		ZAF	ZAF	6	M60-64	1:32:16	4:57	6:17:10	4:05	3:36:36
1001		11:35:17	450	Dietrich, Johannes		GER	GER	54	M50-54	1:14:46	3:28	5:51:13	3:16	4:22:36
1002		11:35:21	1391	Stern, Stacey		USA	USA	35	W35-39	1:17:09	3:44	6:21:39	5:31	3:47:19
1003		11:35:27	1187	Marshall, John		USA	USA	162	M35-39	1:12:05	3:21	5:58:27	4:26	4:17:10
1004		11:35:38	212	Bailey, David		USA	USA	2	MHCycle	1:29:40	1:58	7:29:24	4:15	2:30:23
1005		11:36:06	1046	Friedland, Jonathan		USA	USA	177	M40-44	1:09:36	4:56	6:08:11	5:34	4:07:50
1006		11:36:10	915	Diederichs, Rudolf		GER	GER	178	M40-44	1:19:47	3:01	6:17:00	4:07	3:52:16
1007		11:36:14	195	Hobson, Hunter		USA	USA	179	M40-44	1:07:45	4:13	5:45:50	5:58	4:32:29
1008		11:36:27	825	Regan, Amy		USA	USA	8	W45-49	1:13:38	3:28	6:09:56	4:20	4:05:08
1009		11:36:28	1112	Wells, Beverley		CAN	CAN	23	W40-44	1:14:06	3:33	6:09:14	5:23	4:04:14
1010		11:36:33	717	Jores, Marcus		GER	GER	107	M45-49	1:06:49	3:52	5:43:11	5:45	4:36:58
1011		11:36:34	378	Sattler, Hans		GER	GER	17	M55-59	1:02:44	3:23	5:52:49	6:26	4:31:13
1012		11:37:04	978	Baldelli, Giuseppe		ITA	ITA	180	M40-44	58:05	4:34	5:25:49	6:55	5:01:43
1013		11:37:29	780	MacKenzie, Cam		CAN	CAN	108	M45-49	1:09:34	3:14	6:07:23	2:52	4:14:27
1014		11:37:36	642	Birkelo, John		USA	USA	109	M45-49	1:28:32	3:47	5:54:06	4:48	4:06:25
1015		11:37:38	680	Eubanks, Robert		USA	USA	110	M45-49	1:13:10	4:52	5:57:31	9:02	4:13:05
1016		11:37:40	1660	Gregory, Caroline		USA	USA	47	W30-34	1:07:51	2:37	6:02:21	2:17	4:22:36
1017		11:37:48	1631	Windrow, Jaime		USA	USA	48	W30-34	1:20:32	6:16	6:12:26	4:14	3:54:22
1018		11:38:03	1249	Daley, Tony		AUS	AUS	163	M35-39	1:13:53	7:03	6:00:26	9:10	4:07:33
1019		11:38:06	559	Reckel, Wolfgang		GER	GER	55	M50-54	1:30:17	4:44	5:50:27	4:06	4:08:33
1020		11:38:12	482	McCluskey, Dan		USA	USA	56	M50-54	1:07:49	3:45	5:46:45	4:15	4:35:40



2009 Ford Ironman World Championship Results

2009 Ford Ironman World Championship Results

Overall Results

Place	Bla	Time	Numb	Lname	Fname	Cnt	Rep	Cpl	Category	Swim	Tr1	Bike	Tr2	Run
1021		11:38:49	464	Bakerman, Paul		USA	USA	57	M50-54	1:09:56	3:48	6:13:43	5:36	4:05:48
1022		11:39:00	1408	Boire-Jette, Tiffany		CAN	CAN	36	W35-39	1:15:12	4:24	5:41:31	7:27	4:30:27
1023		11:39:04	1442	Dawson, Sherry		AUS	AUS	37	W35-39	1:09:10	5:38	5:56:21	14:52	4:13:05
1024		11:39:13	834	Arlander, Bodil		USA	USA	9	W45-49	1:18:15	3:47	5:54:00	5:04	4:18:09
1025		11:39:19	944	Ishii, Hatsuo		JPN	JPN	181	M40-44	1:19:00	6:43	5:53:22	8:47	4:11:29
1026		11:39:23	459	Nobili, Aldo		ITA	ITA	58	M50-54	1:14:44	4:35	5:50:58	3:20	4:25:49
1027		11:39:32	514	Richers, Olaf		GER	GER	59	M50-54	1:15:21	6:46	5:58:09	9:10	4:10:08
1028		11:39:56	1073	Shashy, Ron		USA	USA	182	M40-44	1:13:21	5:12	6:10:16	5:20	4:05:48
1029		11:41:02	1807	Lapinova, Kristina		SVK	SVK	29	W25-29	1:26:31	2:11	6:12:42	3:12	3:56:27
1030		11:41:35	1621	Hild, Julia		GER	GER	49	W30-34	1:18:39	3:41	5:52:11	3:37	4:23:29
1031		11:41:35	1794	Schlemmer, Vanessa		GER	GER	30	W25-29	1:03:54	2:55	6:05:20	6:07	4:23:22
1032		11:42:36	1101	Saunders, Jocelyn		USA	CAN	24	W40-44	1:02:30	3:32	6:12:19	5:40	4:18:37
1033		11:42:45	866	Morgeson, Chris		USA	USA	183	M40-44	1:09:13	4:41	5:22:22	6:23	5:00:07
1034		11:42:47	1818	Heineman, John		USA	USA	28	M18-24	1:06:34	3:12	5:35:02	4:43	4:53:19
1035		11:43:02	792	Capper, Colleen		USA	USA	10	W45-49	1:24:49	3:34	5:58:29	4:42	4:11:30
1036		11:43:09	1298	Eastwood, Brad		AUS	AUS	164	M35-39	1:03:02	5:03	5:23:29	5:11	5:06:26
1037		11:43:16	752	Mistareck, Olaf		GER	GER	111	M45-49	1:21:15	4:34	6:13:00	5:01	3:59:27
1038		11:43:24	1026	Keith, Lowell		USA	USA	184	M40-44	1:14:52	5:24	6:00:50	5:25	4:16:56
1039		11:43:34	1738	Wehan, Christopher		USA	USA	79	M25-29	1:14:42	5:20	6:22:23	6:07	3:55:04
1040		11:43:45	538	McClintock, Bruce		NZL	NZL	60	M50-54	1:11:01	4:15	5:54:43	5:36	4:28:11
1041		11:43:47	1433	Obetz, Molly		USA	USA	38	W35-39	1:13:55	5:39	6:16:17	6:53	4:01:04
1042		11:43:58	1627	Main, Rachel		USA	USA	50	W30-34	1:05:39	3:22	5:44:29	4:39	4:45:51
1043		11:44:04	1428	Hume, Jill		GBR	GBR	39	W35-39	1:10:47	3:31	5:51:48	4:14	4:33:46
1044		11:44:04	1778	Korevec, Kristin		USA	USA	31	W25-29	1:05:02	3:29	6:11:24	4:07	4:20:04
1045		11:44:13	492	Bruns, Werner		GER	GER	61	M50-54	1:25:19	4:12	6:00:53	5:10	4:08:41
1046		11:44:16	1638	Caillet, Elise		FRA	FRA	51	W30-34	1:17:45	7:39	6:22:07	7:24	3:49:23
1047		11:44:25	840	Rosati, Valeria		BRA	BRA	11	W45-49	1:09:50	3:26	6:17:12	3:08	4:10:51
1048		11:44:27	1841	Webster, Alex		AUS	AUS	29	M18-24	1:17:28	3:57	6:17:59	3:35	4:01:29
1049		11:44:33	1449	Sennema, Maryka		GBR	NLD	40	W35-39	1:09:21	3:35	5:50:52	6:46	4:34:00
1050		11:44:44	605	Grimm, Mike		USA	USA	112	M45-49	59:55	3:25	5:45:18	4:32	4:51:36
1051		11:44:49	1501	Kramer, Jeffrey		USA	USA	118	M30-34	1:00:34	4:40	6:01:36	5:34	4:32:27
1052		11:45:06	1251	Gaebler, Lars		GER	GER	165	M35-39	56:38	2:01	4:56:19	3:08	5:47:01
1053		11:45:07	1436	Studer, Staci		USA	USA	41	W35-39	1:18:25	3:35	6:23:45	5:29	3:53:55
1054		11:45:12	1343	Burby, Aaron		USA	USA	166	M35-39	1:05:56	4:22	5:46:03	4:26	4:44:27
1055		11:46:00	685	Hughes, Clive		GBR	GBR	113	M45-49	1:14:56	4:40	6:27:02	6:06	3:53:18
1056		11:46:07	1855	Gooch, Kiley		USA	USA	5	W18-24	1:03:12	2:42	6:01:44	4:41	4:33:49
1057		11:46:10	588	Lopes, Hedla		BRA	BRA	7	W50-54	1:06:02	3:50	6:16:16	6:03	4:14:01
1058		11:46:16	522	Boldt, Jeff		USA	USA	62	M50-54	1:12:04	3:20	5:30:05	3:09	4:57:40

Overall Results

Place	Bla	Time	Numb	Lname	Fname	Cnt	Rep	Cpl	Category	Swim	Tr1	Bike	Tr2	Run
1059		11:46:51	1404	Schnass, Nicole		GER	GER	42	W35-39	1:21:00	5:58	5:30:49	6:31	4:42:36
1060		11:47:15	911	Thompson, Paul		HKG	HKG	185	M40-44	1:09:56	4:33	5:53:04	6:50	4:32:54
1061		11:47:55	150	Miyazaki, Yasuko		JPN	JPN	39	WPRO	1:07:22	2:42	6:29:33	3:37	4:04:43
1062		11:48:06	1420	Holden, Kebby		USA	USA	43	W35-39	1:01:52	3:06	5:48:22	5:07	4:49:41
1063		11:48:07	1177	Coudron, Jeffrey		USA	USA	167	M35-39	1:05:36	4:19	5:38:05	6:50	4:53:18
1064		11:48:24	1466	Kemeny, Charles		USA	USA	119	M30-34	56:44	4:33	5:29:39	13:18	5:04:12
1065		11:48:45	1144	Wolfson, Michele		USA	USA	25	W40-44	1:09:09	3:01	5:58:47	3:34	4:34:16
1066		11:48:50	1142	Sansom, Greer		AUS	AUS	26	W40-44	1:18:07	2:29	5:59:28	2:47	4:26:00
1067		11:49:13	594	Grundman, Bonnie		CAN	CAN	8	W50-54	1:19:46	3:22	6:05:15	4:07	4:16:45
1068		11:49:22	1122	Hayes, Elizabeth		NZL	NZL	27	W40-44	1:04:27	5:00	5:47:44	7:13	4:44:59
1069		11:49:29	1785	Spiese, Darcy		USA	USA	32	W25-29	1:05:11	5:03	6:33:28	6:04	3:59:44
1070		11:49:34	445	Wilson, Rose		USA	USA	1	W55-59	1:07:34	4:38	6:09:50	6:26	4:21:09
1071		11:49:36	1156	Ferreira, Sandra		USA	USA	28	W40-44	1:13:57	4:42	6:04:40	4:30	4:21:49
1072		11:49:43	1115	Haas, Bettina		GER	GER	29	W40-44	1:19:20	3:46	6:08:10	4:04	4:14:24
1073		11:49:51	397	Kaitsuka, Kenji		JPN	JPN	18	M55-59	1:11:11	8:59	6:16:57	5:53	4:06:52
1074		11:49:52	1799	Relf, Ashley		USA	USA	33	W25-29	1:16:14	4:27	6:11:04	7:00	4:11:09
1075		11:50:00	424	Le Strange, Missy		USA	USA	2	W55-59	1:10:57	4:59	6:12:52	5:07	4:16:08
1076		11:50:00	320	Pitman, Allan		AUS	AUS	7	M60-64	1:10:18	4:03	6:20:00	3:47	4:11:55
1077		11:50:05	408	Moriarty, John		NZL	NZL	19	M55-59	1:28:45	9:34	6:19:20	6:44	3:45:43
1078		11:50:09	528	Hassell, Mark		USA	USA	63	M50-54	1:15:37	7:04	5:54:15	9:43	4:23:32
1079		11:51:02	367	Simpson, Rick		USA	USA	20	M55-59	1:06:03	4:11	6:09:10	2:26	4:29:14
1080		11:51:17	1777	Kersten, Erin		USA	USA	34	W25-29	1:25:46	3:22	6:07:44	3:47	4:10:40
1081		11:51:24	1170	Oroshiba, Shellie		USA	USA	30	W40-44	1:24:44	4:52	6:08:06	6:10	4:07:35
1082		11:51:34	307	Michelon, Johann		AUT	AUT	8	M60-64	1:35:57	3:46	5:56:57	3:13	4:11:43
1083		11:51:36	561	Acuff, Jan		USA	USA	9	W50-54	1:07:20	4:24	5:58:36	6:01	4:35:17
1084		11:51:40	737	Emele, Peter		GER	GER	114	M45-49	1:14:15	5:34	6:20:15	4:43	4:06:56
1085		11:51:44	1494	Cunha, Marcio		BRA	BRA	120	M30-34	1:02:23	2:47	5:45:55	4:07	4:56:34
1086		11:51:49	1379	Schroll, Travis		USA	USA	168	M35-39	1:18:16	4:35	5:51:15	5:19	4:32:26
1087		11:51:56	1452	Klemm, Marina		GER	GER	44	W35-39	1:19:53	2:52	6:03:15	6:48	4:19:11
1088		11:52:26	1673	Cornelis, Olivier		BEL	BEL	80	M25-29	1:19:45	4:26	6:01:53	6:52	4:19:32
1089		11:52:29	1871	Collier, Jacinta		AUS	AUS	6	W18-24	1:00:49	3:14	6:21:54	8:22	4:18:12
1090		11:52:41	723	Sugino, Yotaro		JPN	JPN	115	M45-49	1:28:07	5:13	6:10:27	4:53	4:04:03
1091		11:52:44	649	Hersey, Ian		USA	USA	116	M45-49	1:24:24	5:30	6:22:15	4:09	3:56:29
1092		11:53:10	1102	Becu, Anne		FRA	FRA	31	W40-44	1:17:15	6:24	6:25:08	5:04	3:59:21
1093		11:53:21	1483	Fambonne, Alexandre		FRA	FRA	121	M30-34	1:01:31	2:15	5:29:03	5:42	5:14:52
1094		11:53:28	1403	Niederrau, Annette		GER	GER	45	W35-39	1:29:16	3:08	6:14:25	5:34	4:01:07
1095		11:53:30	1111	Rubens, Sue		USA	USA	32	W40-44	1:25:16	5:06	6:03:12	5:24	4:14:34
1096		11:53:55	495	Lines, Peter		AUS	AUS	64	M50-54	1:15:25	4:39	5:48:51	6:54	4:38:08



2009 Ford Ironman World Championship Results

2009 Ford Ironman World Championship Results

Overall Results

Overall Results

Place	Bla	Time	Numb	Lname	Fname	Cnt	Rep	Cpl	Category	Swim	Tr1	Bike	Tr2	Run
1097		11:54:12	1427	Hankinson, Michelle		USA	USA	46	W35-39	1:20:24	3:54	6:28:52	6:35	3:54:29
1098		11:54:46	695	Nixon, Jason		USA	USA	117	M45-49	1:05:06	4:09	6:02:33	5:37	4:37:24
1099		11:54:49	791	Bette, Regine		GER	GER	12	W45-49	1:24:55	5:57	6:07:31	5:32	4:10:57
1100		11:54:58	1593	Ureta, Pablo		SWI	ARG	122	M30-34	57:50	1:59	5:04:50	4:36	5:45:45
1101		11:55:04	1068	Ragual, Jim		USA	USA	186	M40-44	1:14:44	5:08	6:20:45	6:30	4:07:58
1102		11:55:24	498	Moore, Brad		USA	USA	65	M50-54	1:18:33	8:10	5:50:57	7:55	4:29:50
1103		11:55:29	184	Rubin, Marc		USA	USA	187	M40-44	1:08:07	3:35	5:49:54	11:48	4:42:07
1104		11:56:21	897	Michelsen, John		NOR	NOR	188	M40-44	1:33:58	5:09	6:01:34	7:48	4:07:54
1105		11:56:24	1165	Swart, Celeste		ZAF	ZAF	33	W40-44	1:32:54	3:32	6:37:34	5:11	3:37:14
1106		11:56:25	805	Chaney, Cheryl		USA	USA	13	W45-49	1:18:20	3:32	6:06:55	5:07	4:22:33
1107		11:56:32	579	Fuentes, Crissy		USA	USA	10	W50-54	1:11:40	3:23	6:12:10	4:47	4:24:34
1108		11:56:43	821	Hawley, Julia		BMU	BMU	14	W45-49	1:18:05	4:54	6:15:19	4:36	4:13:51
1109		11:56:57	814	Dalconzo, Patricia		USA	USA	15	W45-49	1:18:42	3:40	6:22:16	3:58	4:08:23
1110		11:57:08	1868	Abramowski, Jannicke		GER	GER	7	W18-24	1:05:28	2:36	6:26:09	3:16	4:19:42
1111		11:57:25	388	Shinners, Thomas		USA	USA	21	M55-59	1:23:18	4:59	5:40:19	5:38	4:43:13
1112		11:57:36	517	Annear, John		AUS	AUS	66	M50-54	1:19:10	5:30	6:07:11	6:02	4:19:45
1113		11:58:02	778	Hollinger, Warren		USA	USA	118	M45-49	1:13:34	5:37	6:14:13	3:29	4:21:12
1114		11:58:05	456	Foulounoux, Thierry		FRA	FRA	67	M50-54	1:13:13	4:39	5:57:39	5:48	4:36:48
1115		11:58:09	1169	Dews, Carolyn		AUS	AUS	34	W40-44	1:14:35	4:34	6:34:48	9:16	3:54:58
1116		11:58:17	683	Hemp, Brendan		USA	USA	119	M45-49	1:18:37	6:19	5:58:15	6:33	4:28:34
1117		11:58:21	1110	Parsons, Michelle		GBR	GBR	35	W40-44	1:40:14	4:37	5:36:56	5:50	4:30:45
1118		11:58:40	390	Waldau, Michael		USA	USA	22	M55-59	1:22:08	4:20	6:27:46	4:37	3:59:50
1119		11:58:58	583	Beil, Brigitte		GER	GER	11	W50-54	1:11:53	4:17	6:18:17	5:56	4:18:37
1120		11:59:12	633	Welch, Kyle		USA	USA	120	M45-49	1:02:48	3:26	5:33:10	5:30	5:14:18
1121		11:59:12	1035	Bhend, Werner		SWI	SWI	189	M40-44	1:36:28	3:51	6:04:21	5:02	4:09:32
1122		11:59:22	1832	Maurice, Jason		USA	USA	30	M18-24	1:02:57	2:21	5:36:14	9:13	5:08:39
1123		11:59:31	549	Cleary, Sean		USA	USA	68	M50-54	1:22:12	6:22	5:58:39	6:06	4:26:13
1124		11:59:37	1395	Anderson, Adrienne		USA	USA	47	W35-39	1:28:23	3:58	6:06:46	7:20	4:13:12
1125		12:00:01	557	Koebrich, Michael		GER	GER	69	M50-54	1:20:27	3:53	6:19:32	3:52	4:12:19
1126		12:00:23	430	Hassell, Carol		USA	USA	3	W55-59	1:13:29	5:26	6:09:14	5:32	4:26:43
1127		12:00:27	317	Loeb, Andrew		USA	USA	9	M60-64	1:13:29	5:31	6:18:42	4:44	4:18:04
1128		12:00:38	1851	Cassel, Kara		USA	USA	8	W18-24	1:21:35	3:09	6:44:52	4:01	3:47:03
1129		12:00:59	816	Truswell, Hallie		USA	USA	16	W45-49	1:02:54	4:44	6:05:41	4:41	4:43:01
1130		12:01:03	648	Gonzalez, Bryan		USA	USA	121	M45-49	1:07:33	4:29	5:50:55	5:27	4:52:41
1131		12:01:09	1412	Kojima, Sachi		JPN	JPN	48	W35-39	1:15:05	3:40	6:24:28	4:01	4:13:58
1132		12:01:27	1121	Gance, Catherine		FRA	FRA	36	W40-44	1:24:59	3:48	6:25:05	3:59	4:03:39
1133		12:01:32	702	Stevenson, Michael		ZAF	ZWE	122	M45-49	1:14:37	5:33	6:28:30	4:35	4:08:18
1134		12:02:16	487	Boand, Philippe		SWI	SWI	70	M50-54	1:09:55	3:05	5:26:31	3:55	5:18:52

Place	Bla	Time	Numb	Lname	Fname	Cnt	Rep	Cpl	Category	Swim	Tr1	Bike	Tr2	Run
1135		12:02:26	1358	Marquardt, Klaus		AUT	AUT	169	M35-39	1:00:34	3:56	5:15:23	6:30	5:36:04
1136		12:02:27	1141	Sanner, Kim		USA	USA	37	W40-44	1:30:18	4:17	6:09:03	6:50	4:12:02
1137		12:02:34	587	Gabriel, Bernadette		GER	GER	12	W50-54	1:21:04	3:02	6:08:36	3:20	4:26:34
1138		12:02:36	1435	Shippee, Mitsu		JPN	JPN	49	W35-39	1:14:34	3:13	6:18:20	4:10	4:22:21
1139		12:02:43	718	Kester, Steven		USA	USA	123	M45-49	1:00:47	3:40	5:38:15	15:28	5:04:35
1140		12:03:19	1445	Hohenester, Melanie		GER	GER	50	W35-39	1:09:55	3:37	5:46:23	4:00	4:59:25
1141		12:03:24	760	Shirazi, Desmond		USA	USA	124	M45-49	1:29:52	7:04	6:22:15	8:18	3:55:56
1142		12:04:13	731	Bursell, John		USA	USA	125	M45-49	1:11:45	4:36	5:54:17	5:07	4:48:29
1143		12:04:26	380	Dykhouse, Mark		USA	USA	23	M55-59	1:21:35	7:05	5:54:11	4:20	4:37:18
1144		12:04:48	1402	Mucha, Jeanette		USA	USA	51	W35-39	1:09:48	3:40	6:11:47	4:06	4:35:29
1145		12:04:59	1608	Roddie, Nikki		AUS	AUS	52	W30-34	1:17:33	3:31	6:14:02	4:16	4:25:39
1146		12:05:03	711	Churillo, Johnny		USA	USA	126	M45-49	1:14:30	6:37	6:12:25	5:54	4:25:40
1147		12:05:14	1448	Roberts, Yvette		ZAF	ZAF	52	W35-39	1:11:31	4:44	6:21:50	5:18	4:21:53
1148		12:05:19	765	Vandersluis, Ronald		CAN	CAN	127	M45-49	1:00:16	4:24	5:28:09	10:56	5:21:37
1149		12:05:20	1405	Tartavel, Florence		CAN	CAN	53	W35-39	1:14:14	4:21	5:50:17	5:29	4:51:01
1150		12:05:55	502	Tremaine, Vincent		AUS	AUS	71	M50-54	1:25:35	5:06	5:55:38	7:53	4:31:45
1151		12:06:05	1741	Corace, Sam		USA	USA	81	M25-29	1:13:05	3:10	6:00:07	3:55	4:45:49
1152		12:07:18	644	Dannenber, Peter		GER	GER	128	M45-49	1:09:41	3:28	6:09:35	5:42	4:38:54
1153		12:08:28	1106	Houston, Keri		NZL	NZL	38	W40-44	1:25:17	3:47	6:31:50	5:26	4:02:09
1154		12:08:37	477	D'Alessandro, Garrett		USA	USA	72	M50-54	1:26:05	6:12	6:18:25	10:28	4:07:29
1155		12:08:48	675	Carrol, John		USA	USA	129	M45-49	1:04:37	3:26	5:21:55	5:02	5:33:50
1156		12:09:09	754	O'Brien, Larry		USA	USA	130	M45-49	1:16:39	5:11	6:16:54	4:52	4:25:36
1157		12:09:18	1658	Ueda, Akemi		USA	USA	53	W30-34	1:18:04	4:10	6:54:13	5:55	3:46:59
1158		12:09:44	332	Lambert, Paul		USA	USA	10	M60-64	1:25:25	4:35	6:02:44	5:51	4:31:11
1159		12:09:49	443	Tibbetts, Cathy		USA	USA	4	W55-59	1:22:05	4:57	6:11:36	7:20	4:23:53
1160		12:09:50	1487	Shead, Guy		AUS	AUS	123	M30-34	1:07:32	3:47	5:52:02	4:21	5:02:10
1161		12:09:57	208	Cowie, Brian		CAN	CAN	1	PChal.	1:28:42	8:59	5:14:41	11:14	5:06:23
1162		12:10:07	1661	Merino Betancor, Aroa		ESP	ESP	54	W30-34	1:12:00	3:44	7:03:47	3:37	3:47:01
1163		12:10:15	1754	Halliday, Darrin		USA	USA	82	M25-29	1:19:23	3:40	6:26:19	4:59	4:15:56
1164		12:10:41	543	Rumsey, Andy		USA	USA	73	M50-54	1:18:21	4:32	5:57:34	4:14	4:46:03
1165		12:11:16	838	Hambrusch, Sabine		AUT	AUT	17	W45-49	1:19:33	3:09	6:06:46	5:09	4:36:40
1166		12:11:37	1160	Roesch, Pamela		USA	USA	39	W40-44	1:13:38	4:51	6:33:38	6:01	4:13:31
1167		12:12:06	1825	Scheltinga, Diederik		NLD	NLD	31	M18-24	59:59	2:50	5:10:46	7:11	5:51:21
1168		12:12:09	889	Connors, Tim		USA	USA	190	M40-44	1:24:51	5:37	6:18:52	4:58	4:17:54
1169		12:12:15	1107	Johnson, Laurel		CAN	CAN	40	W40-44	1:17:36	4:21	6:30:49	4:28	4:15:04
1170		12:12:43	1158	Janko, Steffani		GER	GER	41	W40-44	1:15:04	4:50	6:30:31	7:24	4:14:55
1171		12:12:54	363	Arrasate, Juan		CHL	CHL	24	M55-59	1:25:31	8:13	6:12:42	5:40	4:20:49
1172		12:13:18	191	Haffner, Joni		USA	USA	5	W55-59	1:12:46	4:04	6:12:17	6:35	4:37:38



2009 Ford Ironman World Championship Results

2009 Ford Ironman World Championship Results

Overall Results

Overall Results

Place	Bla	Time	Numb	Lname	Fname	Cnt	Rep	Cpl	Category	Swim	Tr1	Bike	Tr2	Run
1173		12:13:28	398	Kloedon, Peter		GER	GER	25	M55-59	1:31:09	5:08	6:22:10	4:24	4:10:38
1174		12:13:53	934	Distel, Ben		JPN	NLD	191	M40-44	1:14:58	5:40	6:24:14	4:59	4:24:05
1175		12:14:16	1614	Tanimoto, Rani		USA	USA	55	W30-34	1:13:55	6:09	6:36:19	6:03	4:11:52
1176		12:14:33	1173	Roduner, Ian		AUS	AUS	170	M35-39	1:07:50	4:11	5:59:25	6:10	4:56:59
1177		12:15:01	1430	Kiser, Kymberly		USA	USA	54	W35-39	1:19:24	5:10	6:09:27	26:01	4:15:01
1178		12:15:06	1250	Dickey, Patrick		USA	USA	171	M35-39	1:02:00	6:21	5:53:17	4:40	5:08:49
1179		12:16:44	1628	Repsold De Souza, Eloisa		BRA	BRA	56	W30-34	1:13:08	4:30	6:48:47	5:07	4:05:14
1180		12:16:59	1129	Siebke, Doerte		GER	GER	42	W40-44	1:12:07	2:48	5:58:06	4:23	4:59:37
1181		12:17:21	1808	Benoit, Jacqueline		AUS	AUS	35	W25-29	1:09:04	2:49	6:30:12	5:53	4:29:26
1182		12:17:23	781	Moffatt, Van		USA	USA	131	M45-49	1:24:43	5:21	6:12:28	6:05	4:28:48
1183		12:17:25	837	Fritzer, Debbie		USA	USA	18	W45-49	1:01:21	4:46	6:15:30	6:56	4:48:54
1184		12:17:29	469	Debenec, Bojan		SVN	SVN	74	M50-54	1:07:12	6:04	6:14:18	9:09	4:40:49
1185		12:17:57	322	Allen, George		USA	USA	11	M60-64	1:28:31	5:33	6:21:47	3:28	4:18:39
1186		12:18:13	384	Lamothe, Bob		USA	USA	26	M55-59	1:30:23	5:15	6:00:01	7:59	4:34:36
1187		12:18:52	800	Osterlund, Gaylia		USA	USA	19	W45-49	1:13:38	4:40	6:22:32	4:24	4:33:40
1188		12:19:03	361	Horino, Masaaki		JPN	JPN	27	M55-59	1:28:07	6:20	6:39:02	3:15	4:02:21
1189		12:19:40	1792	Matsen, Laura		USA	USA	36	W25-29	1:22:07	5:55	6:27:34	5:47	4:18:19
1190		12:19:50	1117	Nelson, Eve		USA	USA	43	W40-44	1:10:41	4:25	6:52:32	5:11	4:07:05
1191		12:20:44	1194	Urwin, Brett		AUS	AUS	172	M35-39	1:01:15	10:26	5:28:49	5:23	5:34:53
1192		12:20:47	1446	Kovaluk-Boos, Tammy		CAN	CAN	55	W35-39	1:14:55	3:58	6:35:53	5:27	4:20:35
1193		12:20:54	850	Da Silva, Leonardo		BRA	BRA	192	M40-44	1:34:03	14:57	6:10:08	8:49	4:12:57
1194		12:23:17	1419	Amidon, Margaret		USA	USA	56	W35-39	1:11:44	4:22	6:29:46	10:23	4:27:04
1195		12:24:09	627	Macdonald, Robert		CAN	CAN	132	M45-49	1:15:23	6:50	6:15:10	5:04	4:41:44
1196		12:24:14	818	Cochrane, Michelle		AUS	AUS	20	W45-49	1:21:20	5:23	6:24:06	7:06	4:26:22
1197		12:24:18	258	Kostic, Milos		CAN	CAN	1	M65-69	1:33:50	7:15	6:14:22	5:11	4:23:42
1198		12:24:26	1081	Wood, Robert		USA	USA	193	M40-44	1:15:36	5:25	5:52:23	6:19	5:04:45
1199		12:24:41	694	Newman, Rob		AUS	AUS	133	M45-49	1:21:45	3:15	6:02:39	2:58	4:54:06
1200		12:24:53	1866	Rossi, Julia		USA	USA	9	W18-24	1:08:15	3:50	6:00:00	6:56	5:05:55
1201		12:25:04	203	Lester, Jason		USA	USA	2	PChal.	1:27:52	4:37	6:14:41	5:50	4:32:06
1202		12:25:16	1029	Osterbaan, Daniel		USA	USA	194	M40-44	1:18:41	8:54	6:03:10	9:56	4:44:38
1203		12:25:37	809	Kader, Tina		CAN	CAN	21	W45-49	1:29:02	3:55	6:24:35	7:22	4:20:45
1204		12:25:38	1139	Moreira, Miriam		BRA	BRA	44	W40-44	1:16:40	5:58	6:22:27	11:12	4:29:24
1205		12:25:50	410	Muessgens, Gerd		GER	GER	28	M55-59	1:20:31	6:07	6:22:40	21:26	4:15:08
1206		12:26:23	664	Johnsen, Alfred		NOR	NOR	134	M45-49	1:18:12	3:36	5:22:23	3:18	5:38:57
1207		12:26:47	1632	Woods, Julie		HKG	USA	57	W30-34	1:11:54	3:14	6:21:38	3:41	4:46:23
1208		12:26:59	1843	Conte, Lois		REU	REU	32	M18-24	1:28:08	5:10	5:57:18	5:14	4:51:11
1209		12:27:14	442	Sponagle, Elizabeth		USA	USA	6	W55-59	1:27:12	4:14	6:39:40	3:49	4:12:21
1210		12:28:43	796	Howard, Janet		USA	USA	22	W45-49	1:49:06	4:15	6:24:42	5:22	4:05:19

Place	Bla	Time	Numb	Lname	Fname	Cnt	Rep	Cpl	Category	Swim	Tr1	Bike	Tr2	Run
1211		12:28:54	1860	Nelson, Sara		USA	USA	10	W18-24	1:11:35	2:44	6:17:51	3:43	4:53:03
1212		12:28:57	192	Sazenski, Todd		USA	USA	195	M40-44	1:39:16	6:31	6:05:56	7:10	4:30:05
1213		12:29:06	381	Fuller, Jim		USA	USA	29	M55-59	1:15:51	7:27	6:23:33	4:43	4:37:34
1214		12:29:46	1850	Browne, Meghan		USA	USA	11	W18-24	55:23	2:42	6:22:44	4:52	5:04:07
1215		12:30:02	1806	Vatlach, Mignon		GER	GER	37	W25-29	57:46	3:03	6:17:05	6:16	5:05:53
1216		12:30:11	553	Glynn, Kevin		USA	USA	75	M50-54	1:25:13	5:14	6:39:26	6:41	4:13:40
1217		12:30:35	804	Andrew Piel, Judy		CAN	CAN	23	W45-49	1:11:19	4:47	6:26:25	6:17	4:41:49
1218		12:31:00	1086	Pena, Jose		USA	USA	196	M40-44	1:33:56	5:09	6:32:47	5:47	4:13:23
1219		12:31:33	1199	Lehto, Teemu		FIN	FIN	173	M35-39	1:24:56	4:56	6:20:34	3:43	4:37:26
1220		12:31:56	340	Maxwell, Gary		USA	USA	12	M60-64	1:47:09	6:31	6:13:13	5:33	4:19:32
1221		12:32:51	1793	Paradis, Lilia		USA	RUS	38	W25-29	1:32:48	7:20	6:54:51	7:44	3:50:11
1222		12:32:58	581	Liot, Christine		FRA	FRA	13	W50-54	1:19:43	4:55	6:25:18	7:12	4:35:51
1223		12:33:02	1853	Chura, Haley		USA	USA	12	W18-24	53:33	3:11	6:06:03	4:35	5:25:42
1224		12:33:05	1411	Christmann, Nicole		AUT	AUT	57	W35-39	1:21:55	4:02	5:54:04	4:29	5:08:36
1225		12:33:22	629	Peerless, Michael		CAN	CAN	135	M45-49	1:32:50	7:03	6:18:16	5:14	4:30:01
1226		12:33:40	980	Beaver, Dan		USA	USA	197	M40-44	1:17:07	5:30	6:03:01	12:31	4:55:33
1227		12:33:57	1044	Evans, Rob		USA	USA	198	M40-44	1:13:52	5:22	5:45:49	8:31	5:20:25
1228		12:35:01	1162	Slikas, MJ		USA	USA	45	W40-44	1:06:18	3:42	6:29:53	4:37	4:50:34
1229		12:35:42	472	Gallo, Oscar		ARG	ARG	76	M50-54	1:13:45	3:19	6:21:04	4:23	4:53:13
1230		12:36:01	1422	Enatsu, Naoko		JPN	JPN	58	W35-39	1:13:24	5:22	6:39:10	7:24	4:30:43
1231		12:36:05	623	Jackson, T Dale		USA	USA	136	M45-49	1:06:31	5:01	6:09:15	7:29	5:07:51
1232		12:36:44	287	Winkler, Gotthard		GER	GER	2	M65-69	1:31:23	5:44	6:22:00	7:16	4:30:24
1233		12:37:05	1253	Henderson, Penn		USA	USA	174	M35-39	1:06:20	4:00	5:31:02	57:37	4:58:07
1234		12:37:09	1645	Powell, Krista		CAN	CAN	58	W30-34	1:12:46	3:03	6:49:44	4:33	4:27:05
1235		12:37:10	1432	Mader, Wendy		USA	USA	59	W35-39	58:21	2:57	5:38:27	2:38	5:54:50
1236		12:37:45	940	Giovanoli, Bruno		SWI	SWI	199	M40-44	1:02:51	4:02	5:12:09	6:09	6:12:37
1237		12:37:46	941	Giovanoli, Gabi		SWI	SWI	46	W40-44	1:18:28	4:37	6:26:48	7:59	4:39:56
1238		12:38:08	628	Morris, Bob		USA	USA	137	M45-49	1:14:07	4:33	6:16:50	10:51	4:51:49
1239		12:38:21	368	Tout, Richard		CAN	CAN	30	M55-59	1:36:56	4:56	6:20:01	7:23	4:29:08
1240		12:38:51	405	Jonker, Michiel		SWI	BEL	31	M55-59	1:25:17	6:09	6:09:57	10:25	4:47:05
1241		12:39:01	1219	Luecke, Patrick		GER	GER	175	M35-39	59:47	3:27	5:56:57	4:48	5:34:04
1242		12:39:13	641	Bartfay, Dale		USA	USA	138	M45-49	1:19:06	5:10	6:13:20	6:30	4:55:09
1243		12:39:45	662	Gomes, Mauricio		BRA	BRA	139	M45-49	1:10:55	4:35	6:21:35	11:48	4:50:53
1244		12:39:56	1865	Chow, Amy		USA	USA	13	W18-24	1:19:31	6:52	6:53:44	8:29	4:11:22
1245		12:40:00	277	Dihismaier, Gunter		GER	AUT	3	M65-69	1:28:08	6:20	6:40:10	5:53	4:19:32
1246		12:40:40	1309	Lahaye, Philip		USA	USA	176	M35-39	1:04:52	3:28	5:51:57	5:02	5:35:22
1247		12:40:53	802	Tindale-Fox, Carmel		CAN	CAN	24	W45-49	1:11:54	6:52	6:56:04	6:44	4:19:20
1248		12:41:27	413	Rosenstraus, Joel		USA	USA	32	M55-59	1:28:36	5:57	6:28:49	5:44	4:32:24



2009 Ford Ironman World Championship Results

2009 Ford Ironman World Championship Results

Overall Results

Place	Bla	Time	Numb	Lname	Fname	Cnt	Rep	Cpl	Category	Swim	Tr1	Bike	Tr2	Run
1249		12:41:47	1146	Schilling, Chris		USA	USA	47	W40-44	1:24:53	5:06	6:26:59	8:28	4:36:24
1250		12:41:55	1207	Cardona, Sam		USA	PRI	177	M35-39	1:41:38	4:02	6:24:29	7:50	4:23:58
1251		12:42:07	500	Safko, Greg		USA	USA	77	M50-54	1:20:50	11:37	6:05:05	8:42	4:55:55
1252		12:42:13	1406	Towle, Wendy		USA	USA	60	W35-39	1:26:03	3:33	6:16:37	5:00	4:51:01
1253		12:42:19	1854	Dimichele, Leslie		USA	USA	14	W18-24	1:05:12	2:57	6:49:49	3:56	4:40:27
1254		12:42:21	1226	Partain, Matthew		USA	USA	178	M35-39	1:07:51	5:17	6:37:35	4:51	4:46:49
1255		12:42:50	548	Wrightthouse, James (Randy)		USA	USA	78	M50-54	1:13:58	7:17	6:35:18	15:07	4:31:12
1256		12:42:51	354	Ridgway, Diane		USA	USA	1	W60-64	1:43:23	3:13	6:46:24	5:03	4:04:50
1257		12:43:00	401	Boylan, Scott		USA	USA	33	M55-59	1:23:16	8:50	6:59:03	7:33	4:04:20
1258		12:43:25	364	Cadiere, Robert		FRA	FRA	34	M55-59	1:09:09	4:15	6:34:23	6:55	4:48:45
1259		12:43:26	672	Anderson, Ron		USA	USA	140	M45-49	1:14:23	9:26	6:27:20	15:44	4:36:36
1260		12:43:47	982	Charles, Ian		USA	USA	200	M40-44	1:17:40	3:13	6:02:19	4:56	5:15:41
1261		12:43:49	689	Lucchesi, Ken		USA	USA	141	M45-49	1:25:04	8:12	6:36:44	10:15	4:23:36
1262		12:44:37	871	Tebbetts, Clayton		USA	USA	201	M40-44	1:10:30	5:56	6:28:39	7:30	4:52:04
1263		12:44:49	908	Stackman, Scott		USA	USA	202	M40-44	1:10:18	3:42	6:23:51	5:01	5:01:59
1264		12:45:20	1400	King, Nicola		GBR	GBR	61	W35-39	1:14:07	4:01	6:42:54	4:41	4:39:40
1265		12:45:49	270	Plant, Robert		USA	USA	4	M65-69	1:18:22	5:29	6:25:12	5:59	4:50:49
1266		12:46:41	1438	Forsyth, Maureen		USA	USA	62	W35-39	1:20:55	4:56	6:18:55	4:25	4:57:32
1267		12:47:13	632	Ulmer, Bill		USA	USA	142	M45-49	1:07:30	5:32	6:11:29	7:30	5:15:14
1268		12:48:11	1009	Spitz, Steven		USA	USA	203	M40-44	1:14:37	7:38	6:36:25	7:18	4:42:16
1269		12:48:54	1870	Valerius, Carmen		GER	GER	15	W18-24	1:10:25	2:37	6:15:55	5:10	5:14:49
1270		12:49:12	817	Boer, Sandra		ZAF	ZAF	25	W45-49	1:38:22	7:12	6:44:10	6:30	4:13:00
1271		12:49:33	402	Carlyle, Phil		AUS	AUS	35	M55-59	1:38:56	6:06	6:27:48	9:29	4:27:17
1272		12:49:43	592	Cooney, Vanessa		USA	USA	7	W55-59	1:25:08	3:23	6:18:07	5:11	4:57:57
1273		12:49:50	467	Brown, Ray		USA	USA	79	M50-54	1:27:19	5:29	6:18:19	5:17	4:53:26
1274		12:50:17	586	Dorta, Judith		SWI	SWI	14	W50-54	1:30:24	7:28	6:26:52	5:45	4:39:52
1275		12:50:21	774	Day, Charles		CAN	CAN	143	M45-49	1:18:43	5:39	6:35:11	7:18	4:43:32
1276		12:50:46	503	Turcotte, Joe		USA	USA	80	M50-54	1:40:04	9:29	6:03:48	5:45	4:51:42
1277		12:51:14	860	Lamb, Steven		USA	GBR	204	M40-44	1:20:09	8:15	6:33:39	7:40	4:41:33
1278		12:51:36	403	Guignon, Milton		CAN	CAN	36	M55-59	1:29:07	6:54	6:38:06	10:07	4:27:25
1279		12:52:20	1714	Tebedo, Jason		USA	USA	83	M25-29	1:39:04	3:07	6:18:20	4:47	4:47:04
1280		12:52:31	824	Miyazawa, Sachie		JPN	JPN	26	W45-49	1:13:49	6:15	6:41:38	4:57	4:45:53
1281		12:53:01	324	Ladewig, Rob		USA	USA	13	M60-64	1:33:47	5:47	6:29:16	4:58	4:39:14
1282		12:53:38	782	Moses, Mark		USA	USA	144	M45-49	1:13:36	5:21	6:40:01	8:02	4:46:42
1283		12:53:53	1069	Rosenman, Andrew		USA	USA	205	M40-44	1:19:39	4:17	6:29:17	5:04	4:55:38
1284		12:53:55	967	Stern, Scott		USA	USA	206	M40-44	1:18:37	4:43	6:32:51	9:00	4:48:46
1285		12:54:04	1443	Douglas, Dierdre		CAN	CAN	63	W35-39	1:14:00	4:46	6:26:10	6:52	5:02:17
1286		12:54:06	198	Cross, Don		USA	USA	207	M40-44	1:13:52	9:36	6:42:42	13:50	4:34:09

Overall Results

Place	Bla	Time	Numb	Lname	Fname	Cnt	Rep	Cpl	Category	Swim	Tr1	Bike	Tr2	Run
1287		12:54:17	1080	Wespi, Marcel		SWI	SWI	208	M40-44	1:15:46	3:43	5:49:13	4:26	5:41:11
1288		12:54:56	1852	Chong, Jessica		USA	USA	16	W18-24	1:02:20	2:23	6:16:34	4:19	5:29:22
1289		12:55:20	972	Weiler, Chris		USA	NOR	209	M40-44	1:05:52	3:42	5:20:31	6:46	6:18:30
1290		12:55:28	1397	Cantwell, Jordan		USA	GBR	64	W35-39	1:20:17	3:45	6:11:27	33:44	4:46:17
1291		12:55:30	511	Lander, Bruce		USA	USA	81	M50-54	1:02:45	5:00	5:56:07	5:07	5:46:32
1292		12:56:17	471	Flockhart, Mark		AUS	AUS	82	M50-54	1:10:10	4:53	6:34:50	39:23	4:27:02
1293		12:56:36	305	Balfour, Scott		GBR	GBR	14	M60-64	1:21:02	6:13	6:47:07	6:49	4:35:28
1294		12:56:58	595	Irving, Patricia		CAN	CAN	15	W50-54	1:40:16	5:12	6:41:15	7:33	4:22:45
1295		12:57:08	798	Lorenz, Jenny		USA	USA	27	W45-49	1:25:47	5:43	6:28:57	7:12	4:49:31
1296		12:57:12	1423	Ferrell, Tressa		USA	USA	65	W35-39	1:25:29	3:55	6:59:04	6:51	4:21:54
1297		12:57:27	213	Siska, Michal		CZE	CZE	3	MHCycle	1:19:41	7:25	8:11:10	16:50	3:02:24
1298		12:58:01	1668	Zemba, Lindsay		USA	USA	59	W30-34	1:03:27	2:58	6:28:54	4:31	5:18:13
1299		12:58:02	1056	Loiselle, Jonathan		USA	USA	210	M40-44	1:34:30	10:12	6:52:32	7:26	4:13:23
1300		12:58:34	205	Geier, Gerald		GER	GER	3	PChal.	1:08:10	5:19	6:53:31	5:39	4:45:56
1301		12:59:26	415	Woodhurst, Derek		CAN	CAN	37	M55-59	1:25:21	6:46	6:27:56	7:26	4:51:58
1302		12:59:37	373	Edye, Simon		GBR	GBR	38	M55-59	1:17:52	5:41	6:32:43	8:14	4:55:08
1303		12:59:47	479	Heyrman, Peter		BEL	BEL	83	M50-54	1:29:48	4:59	6:06:12	7:03	5:11:46
1304		12:59:51	829	Yajima, Chieko		JPN	JPN	28	W45-49	1:24:46	5:59	6:45:48	5:02	4:38:17
1305		12:59:57	803	Onishi, Atsuko		JPN	JPN	29	W45-49	1:20:44	7:27	7:18:37	8:00	4:05:11
1306		13:00:12	925	Arizio, Florencio		ARG	ARG	211	M40-44	1:19:19	5:40	6:42:33	7:06	4:45:37
1307		13:00:24	826	Rotovnik Kozjek, Nada		SVN	SVN	30	W45-49	1:06:05	7:17	6:56:31	5:52	4:44:41
1308		13:00:30	599	Simmons, Alison		USA	USA	16	W50-54	1:06:31	4:33	6:56:49	4:59	4:47:40
1309		13:00:45	742	Harding, Peter		GBR	GBR	145	M45-49	1:12:00	6:50	6:40:13	6:39	4:55:05
1310		13:01:03	1062	Osborne, Ian		GBR	GBR	212	M40-44	1:05:21	3:17	6:21:25	7:06	5:23:57
1311		13:02:21	412	Reid, George		CAN	CAN	39	M55-59	1:12:49	3:54	6:47:40	3:56	4:54:03
1312		13:02:44	820	Harrison, Julie		GBR	GBR	31	W45-49	1:31:16	4:52	6:43:42	4:33	4:38:23
1313		13:04:21	575	Gensior, Berenike		GER	GER	17	W50-54	1:27:40	4:33	6:51:22	5:26	4:35:21
1314		13:04:26	383	Harper, Dean		USA	USA	40	M55-59	57:12	4:59	6:32:38	5:26	5:24:13
1315		13:04:35	194	Jones, Andi		USA	USA	48	W40-44	1:39:53	4:55	6:29:02	5:10	4:45:36
1316		13:05:38	1154	Dukes, Julie		USA	USA	49	W40-44	1:25:14	5:54	7:11:15	5:58	4:17:20
1317		13:06:16	257	Iwens, Eli		BEL	BEL	5	M65-69	1:33:24	5:32	6:27:58	4:56	4:54:28
1318		13:06:26	294	Taube, Eric		USA	ISR	15	M60-64	1:18:13	5:17	6:51:15	4:44	4:46:59
1319		13:06:31	1863	Stedford, Adrienne		CAN	CAN	17	W18-24	1:10:53	2:53	6:16:51	25:14	5:10:42
1320		13:06:42	1583	Cringle, Carl		USA	USA	124	M30-34	1:32:53	3:45	6:53:28	5:40	4:30:59
1321		13:07:00	1862	Pfleger, Florentina		AUT	AUT	18	W18-24	1:21:15	3:53	7:21:35	4:04	4:16:15
1322		13:07:08	788	Silva, Carlos		USA	USA	146	M45-49	1:26:47	4:25	6:53:11	5:06	4:37:41
1323		13:07:15	314	Dicker, James		USA	USA	16	M60-64	1:19:38	6:53	6:07:24	5:39	5:27:42
1324		13:07:26	327	Brown, Steve		AUS	AUS	17	M60-64	1:21:38	6:44	6:14:15	6:56	5:17:55



2009 Ford Ironman World Championship Results

2009 Ford Ironman World Championship Results

Overall Results

Place	Bla	Time	Numb	Lname	Fname	Cnt	Rep	Cpl	Category	Swim	Tr1	Bike	Tr2	Run
1325		13:07:28	1873	Fujiki, Aiko		JPN	JPN	19	W18-24	1:18:19	4:06	7:17:23	5:11	4:22:31
1326		13:07:53	569	Greaves, Sarah		GBR	GBR	18	W50-54	1:18:18	5:03	7:22:38	7:31	4:14:26
1327		13:08:01	435	Sandner, Ursula		GER	GER	8	W55-59	1:18:31	5:22	7:06:56	6:12	4:31:02
1328		13:08:10	1105	Crowley, Maria		USA	USA	50	W40-44	1:28:43	4:40	7:11:52	6:20	4:16:37
1329		13:08:14	1132	Patterson, Jane		NZL	NZL	51	W40-44	1:21:18	7:06	6:50:28	15:28	4:33:56
1330		13:09:33	845	Nishiguchi, Akiko		JPN	JPN	32	W45-49	1:31:22	7:03	6:51:03	6:02	4:34:05
1331		13:09:54	1167	Alvord, Linnea		USA	USA	52	W40-44	1:14:36	3:28	5:57:27	5:12	5:49:13
1332		13:10:33	823	Mitchell, Denise		USA	USA	33	W45-49	1:25:15	4:37	6:36:17	4:47	4:59:38
1333		13:12:09	1134	Smith, Karen		USA	AUS	53	W40-44	1:22:23	4:12	6:38:12	4:51	5:02:33
1334		13:12:27	572	Conners-Pace, Colleen		USA	USA	19	W50-54	1:22:02	4:54	6:58:42	5:49	4:41:03
1335		13:12:59	446	Alexander, Vickie		USA	USA	9	W55-59	1:28:35	4:38	6:43:19	5:54	4:50:35
1336		13:13:30	313	Schachner, Josef		GER	GER	18	M60-64	1:41:56	7:39	7:01:12	5:28	4:17:16
1337		13:13:34	391	Whitman, Bob		USA	USA	41	M55-59	1:36:36	7:05	6:32:41	9:07	4:48:07
1338		13:14:01	453	Spicer, Herb		USA	USA	84	M50-54	1:05:51	2:59	5:37:26	6:11	6:21:37
1339		13:14:47	1131	Melocowsky, Melanie		USA	USA	54	W40-44	1:19:25	7:13	6:51:46	7:35	4:48:50
1340		13:14:54	571	Cole, Kim		USA	USA	20	W50-54	1:10:59	4:24	7:11:31	8:20	4:39:41
1341		13:15:01	1857	Mandy, Dammekens		BEL	BEL	20	W18-24	1:27:42	4:33	6:45:44	4:59	4:52:04
1342		13:15:40	1874	Rahel, Battig		SWI	SWI	21	W18-24	1:14:28	5:38	6:39:04	3:02	5:13:30
1343		13:17:37	1013	Suter, Tim		USA	USA	213	M40-44	1:18:35	5:51	6:58:57	11:44	4:42:31
1344		13:18:15	640	Uytengsu, Wilfred		PHL	PHL	147	M45-49	1:02:19	4:21	6:45:57	6:39	5:19:01
1345		13:18:45	1125	Olah, Terri		USA	USA	55	W40-44	1:18:26	5:43	6:52:05	7:15	4:55:17
1346		13:20:11	1172	Sayed, Robin		USA	USA	56	W40-44	1:14:19	5:31	6:37:42	8:02	5:14:40
1347		13:21:00	793	Morrison, Marilyn		NZL	NZL	34	W45-49	1:25:38	8:08	6:45:09	8:47	4:53:20
1348		13:21:09	1124	Hutchison, Jennifer		USA	USA	57	W40-44	1:21:03	6:03	6:04:15	8:58	5:40:52
1349		13:21:18	268	Koshino, Masayuki		JPN	JPN	6	M65-69	1:49:00	6:28	6:58:18	4:45	4:22:49
1350		13:22:10	290	Gruenfeld, Cherie		USA	USA	1	W65-69	1:19:19	4:26	6:57:32	4:11	4:56:43
1351		13:22:13	810	McKerney, Patty		USA	USA	35	W45-49	1:44:34	6:29	6:49:03	7:53	4:34:15
1352		13:22:33	436	Watson, Beverly		CAN	CAN	10	W55-59	1:18:20	4:31	6:59:09	7:43	4:52:52
1353		13:22:35	806	Duncan, Vinnie		NZL	NZL	36	W45-49	1:26:20	7:35	6:55:38	10:18	4:42:45
1354		13:22:48	1278	Ziemann, Marcus		GER	GER	179	M35-39	1:21:11	4:46	6:41:36	5:42	5:09:35
1355		13:23:30	1092	Zaccheo, William		USA	USA	214	M40-44	1:34:53	4:48	7:07:30	9:25	4:26:55
1356		13:23:54	1620	Hamilton, Julie		AUS	AUS	60	W30-34	1:30:33	5:43	6:28:28	4:19	5:14:53
1357		13:24:08	318	Padin, Mario		ARG	ARG	19	M60-64	1:17:39	7:38	7:14:03	7:43	4:37:06
1358		13:24:13	1493	Crosland, Bryan		USA	USA	125	M30-34	1:21:23	5:35	6:07:55	9:09	5:40:12
1359		13:24:28	285	Spreitzgrabner, Richard		AUT	AUT	7	M65-69	1:42:26	4:29	6:39:44	5:51	4:52:01
1360		13:24:34	274	Thorsen, Geoffrey		AUS	AUS	8	M65-69	1:33:07	5:12	6:16:05	5:12	5:25:01
1361		13:26:05	600	Uzuki, Shizuko		JPN	JOR	21	W50-54	1:26:30	7:10	7:05:39	12:08	4:34:40
1362		13:26:51	926	Ball, John		GBR	GBR	215	M40-44	1:24:56	6:52	6:54:39	7:33	4:52:53

Overall Results

Place	Bla	Time	Numb	Lname	Fname	Cnt	Rep	Cpl	Category	Swim	Tr1	Bike	Tr2	Run
1363		13:27:41	842	Stepler, Joan		USA	CAN	37	W45-49	1:36:28	4:41	6:09:50	6:31	5:30:13
1364		13:28:06	328	Coville, Charles		AUS	AUS	20	M60-64	1:32:11	6:11	6:44:12	5:44	4:59:48
1365		13:29:04	841	Secretario, Joy		USA	USA	38	W45-49	1:24:56	5:48	6:55:44	7:04	4:55:34
1366		13:29:16	1342	Bramann, Geoff		AUS	AUS	180	M35-39	1:10:46	4:13	7:30:32	8:00	4:35:47
1367		13:29:22	896	Maguire, Timothy		USA	USA	216	M40-44	1:18:06	4:45	6:22:29	4:04	5:40:00
1368		13:29:25	612	Thomas, Chuck		USA	USA	148	M45-49	1:38:05	5:29	6:57:07	13:12	4:35:35
1369		13:30:28	1236	Walters, Greg		CAN	CAN	181	M35-39	1:23:28	6:31	6:32:25	7:31	5:20:36
1370		13:31:02	591	Calderon, Diane		USA	USA	22	W50-54	1:17:25	5:04	6:37:18	7:32	5:23:44
1371		13:31:26	189	Heller, Jay		USA	USA	217	M40-44	1:20:55	3:58	7:05:59	4:16	4:56:19
1372		13:33:56	794	Sander, Merilee		USA	USA	39	W45-49	1:15:10	4:21	6:41:34	30:05	5:02:47
1373		13:34:08	302	Mitsui, Toshihiko		JPN	JPN	21	M60-64	1:54:28	8:47	6:50:25	10:54	4:29:37
1374		13:34:54	1580	Brown, Michael		USA	USA	126	M30-34	1:25:32	8:07	7:06:57	11:06	4:43:14
1375		13:35:47	1594	Powers, Barrett		USA	USA	127	M30-34	1:17:41	5:53	7:09:57	4:39	4:57:39
1376		13:36:01	864	Moats, Steve		USA	USA	218	M40-44	1:06:56	6:04	6:50:30	8:40	5:23:52
1377		13:36:05	1108	Kavadias, Regina		USA	USA	58	W40-44	1:51:28	4:40	6:26:59	7:36	5:05:24
1378		13:36:45	674	Bosch, Donald		USA	USA	149	M45-49	1:04:32	7:04	7:02:26	14:14	5:08:30
1379		13:37:17	321	Wren, William		USA	USA	22	M60-64	1:05:23	4:07	6:04:03	6:02	6:17:44
1380		13:37:50	372	Dugan, David		USA	USA	42	M55-59	1:10:39	5:30	6:28:30	5:38	5:47:34
1381		13:37:58	1511	Barr, Kevin		USA	USA	128	M30-34	1:13:46	6:19	6:41:55	7:47	5:28:12
1382		13:38:32	1157	Freeman, Maggie		USA	USA	59	W40-44	2:05:19	12:05	6:53:44	6:59	4:20:27
1383		13:38:46	486	Blair, Michael		USA	USA	85	M50-54	1:20:46	7:17	6:41:29	9:13	5:20:03
1384		13:39:13	839	Plaga, Johnna		USA	USA	40	W45-49	1:17:40	5:07	6:38:57	4:46	5:32:45
1385		13:39:46	1671	Carpentier, Fabien		FRA	FRA	84	M25-29	1:00:36	2:29	5:01:04	2:55	7:32:44
1386		13:40:04	1605	Fulde, Stefanie		GER	GER	61	W30-34	1:30:22	11:02	7:05:15	7:12	4:46:15
1387		13:40:07	312	Adams, Richard		USA	USA	23	M60-64	1:25:45	5:56	7:07:58	10:28	4:50:03
1388		13:41:41	736	Dunning, Ralph		CAN	CAN	150	M45-49	1:25:39	6:55	6:40:48	9:30	5:18:51
1389		13:42:31	1181	Howard, Michael		USA	USA	182	M35-39	1:18:40	6:38	7:19:25	9:55	4:47:54
1390		13:43:15	396	Ishida, Yoshikazu		JPN	JPN	43	M55-59	1:19:40	5:37	6:39:38	12:21	5:26:02
1391		13:43:16	286	Weinbrandt, Dick		USA	USA	9	M65-69	1:14:11	4:49	7:05:36	5:42	5:13:01
1392		13:43:39	437	Beers, Laurie		USA	USA	11	W55-59	1:24:57	3:53	6:56:39	6:25	5:11:46
1393		13:44:03	965	Sibson, Thomas		USA	USA	219	M40-44	1:13:37	10:22	6:49:09	9:20	5:21:37
1394		13:44:22	1744	Hart, Justin		USA	USA	85	M25-29	1:18:35	4:36	6:49:06	5:27	5:26:40
1395		13:44:31	379	Azevedo Jr, Roberto		BRA	BRA	44	M55-59	1:15:15	3:31	6:06:20	6:12	6:13:16
1396		13:44:55	1038	Boswell, Eric		USA	USA	220	M40-44	1:18:25	5:16	6:45:09	6:27	5:29:40
1397		13:45:22	691	McFarland, Jeffery		USA	USA	151	M45-49	1:24:53	7:27	7:07:52	9:19	4:55:53
1398		13:45:27	1100	Kuebelbeck, Leann		USA	USA	60	W40-44	1:27:37	5:07	6:49:56	6:05	5:16:44
1399		13:45:53	970	Turner, Graeme		AUS	AUS	221	M40-44	1:30:30	6:23	6:19:42	7:16	5:42:04
1400		13:46:02	589	Schurman, Tamsen		USA	USA	23	W50-54	1:11:21	5:11	6:24:28	12:03	5:52:59



2009 Ford Ironman World Championship Results

2009 Ford Ironman World Championship Results

Overall Results

Place	Bla	Time	Numb	Lname	Fname	Cnt	Rep	Cpl	Category	Swim	Tr1	Bike	Tr2	Run
1401		13:46:03	956	O'Neill, John		AUS	AUS	222	M40-44	1:24:48	6:32	6:39:48	9:56	5:25:02
1402		13:46:06	1642	Johnson, Joy		USA	USA	62	W30-34	1:25:27	5:35	6:39:09	8:01	5:27:56
1403		13:46:08	749	Kunimasa, Kuwahara		JPN	JPN	152	M45-49	1:07:10	3:34	6:28:01	8:36	5:58:49
1404		13:46:17	1104	Bundgaard, Lone		DNK	DNK	61	W40-44	1:12:21	7:26	7:10:51	9:13	5:06:28
1405		13:46:32	273	Lundell, Dwight		USA	USA	10	M65-69	1:48:37	5:58	6:25:28	8:46	5:17:45
1406		13:46:39	656	Roberts, Terry		AUS	AUS	153	M45-49	1:11:33	4:47	6:01:17	6:43	6:22:21
1407		13:46:41	329	Ishikawa, Norifumi		JPN	JPN	24	M60-64	2:03:50	10:58	7:01:34	11:02	4:19:19
1408		13:47:07	843	Tremayne, Margaret		AUS	AUS	41	W45-49	1:42:12	8:26	7:05:21	8:03	4:43:07
1409		13:47:14	350	Goodyear, Cullen		CAN	CAN	2	W60-64	1:21:15	4:26	6:53:39	6:44	5:21:13
1410		13:47:26	878	Huber, Ulrich		AUT	AUT	223	M40-44	1:30:44	6:26	6:34:02	9:12	5:27:05
1411		13:48:17	1809	Jackson, Catriona		CAN	CAN	39	W25-29	1:06:57	4:14	6:09:36	5:30	6:22:02
1412		13:48:37	351	Grundy, Anne		AUS	AUS	3	W60-64	1:25:36	4:20	7:27:15	7:35	4:43:53
1413		13:49:32	297	Aoki, Masataka		JPN	JPN	25	M60-64	1:29:36	7:32	6:38:35	6:55	5:26:55
1414		13:49:39	1159	Leong, Carmen		MYS	MYS	62	W40-44	1:46:42	4:36	6:57:50	4:45	4:55:47
1415		13:49:56	1786	Walter, Verena		GER	GER	40	W25-29	1:06:59	3:40	5:45:28	4:55	6:48:55
1416		13:51:19	585	Daggett, Julia		USA	USA	24	W50-54	1:25:41	4:43	6:45:50	4:12	5:30:56
1417		13:52:05	1220	Macklem, Greg		USA	USA	183	M35-39	1:19:31	6:38	6:52:10	8:44	5:25:04
1418		13:52:33	334	Matsumoto, Mitsuru		JPN	JPN	26	M60-64	1:21:14	6:23	7:10:44	6:30	5:07:43
1419		13:52:56	630	Pelton, Greg		USA	USA	154	M45-49	1:33:33	5:32	6:47:15	6:46	5:19:52
1420		13:53:22	1155	Falskow, Lise		USA	USA	63	W40-44	1:17:11	5:50	7:10:32	8:02	5:11:50
1421		13:53:30	828	Weber, Gretchen		USA	USA	42	W45-49	1:21:33	6:41	7:03:03	8:40	5:13:34
1422		13:53:49	1381	Woleben, Matt		USA	USA	184	M35-39	1:36:19	6:26	6:47:25	6:48	5:16:54
1423		13:53:55	1197	Dennen, Robert		USA	USA	185	M35-39	1:12:24	6:29	6:47:28	7:05	5:40:30
1424		13:54:11	425	Stanley, Robyn		AUS	AUS	12	W55-59	1:17:27	4:45	7:15:52	7:59	5:08:10
1425		13:54:23	1148	Zenyoji, Kiyoko		JPN	JPN	64	W40-44	1:37:12	8:00	7:31:03	9:36	4:28:33
1426		13:54:41	1224	Morais, Julian		USA	USA	186	M35-39	1:33:15	8:17	7:11:23	8:05	4:53:43
1427		13:56:23	259	Hellman, Patrick		USA	USA	11	M65-69	1:46:57	9:46	6:31:13	8:16	5:20:14
1428		13:56:45	619	Beyer, William		USA	USA	155	M45-49	1:15:45	3:49	6:05:25	46:40	5:45:09
1429		13:57:13	338	Cookson, Louis		USA	USA	27	M60-64	1:26:27	6:11	6:09:03	12:36	6:02:58
1430		13:57:44	1507	Salvia, Dimas		USA	USA	129	M30-34	1:14:01	7:34	6:48:59	16:30	5:30:42
1431		13:58:44	404	Harrison, Scott		USA	USA	45	M55-59	1:41:15	8:01	6:53:19	7:49	5:08:22
1432		13:59:57	441	Montgomery, Joanne		CAN	CAN	13	W55-59	1:30:14	11:50	7:24:44	13:31	4:39:40
1433		14:00:19	280	Fekete, Tamas		GER	GER	12	M65-69	1:38:51	11:23	6:48:03	8:12	5:13:53
1434		14:01:02	590	Foster, Kim		AUS	AUS	25	W50-54	1:18:24	4:56	7:10:53	8:50	5:18:02
1435		14:02:07	369	Arnold, Walter		USA	USA	46	M55-59	1:11:57	5:06	6:16:08	8:00	6:20:57
1436		14:02:36	299	Fassler, Hansjorg		SWI	SWI	28	M60-64	1:29:28	5:07	6:26:28	6:04	5:55:30
1437		14:02:47	226	Kojima, Yutaka		JPN	JPN	1	M70-74	1:19:05	9:20	7:18:20	8:25	5:07:39
1438		14:03:28	243	Brunner, Eckhard		AUT	AUT	2	M70-74	2:02:15	6:23	6:48:27	9:34	4:56:51

Overall Results

Place	Bla	Time	Numb	Lname	Fname	Cnt	Rep	Cpl	Category	Swim	Tr1	Bike	Tr2	Run
1439		14:03:30	504	Van Nostrand, William		USA	USA	86	M50-54	1:18:30	11:03	6:52:13	12:09	5:29:38
1440		14:03:49	985	Dixon, Roy		UAE	ZWE	224	M40-44	1:21:33	3:49	6:52:16	5:26	5:40:48
1441		14:04:10	1783	Palijanskaite, Laura		USA	LIT	41	W25-29	1:42:08	5:15	7:13:39	5:43	4:57:27
1442		14:05:11	863	Mercer, Neil		GBR	GBR	225	M40-44	1:14:17	4:51	6:08:02	49:07	5:48:57
1443		14:07:39	187	Adamle, Mike		USA	USA	29	M60-64	1:33:51	5:44	7:09:48	4:13	5:14:04
1444		14:07:54	707	Voth, Jack		USA	USA	156	M45-49	1:29:12	11:47	7:00:37	13:09	5:13:11
1445		14:09:15	1337	Noglotte, Olivier		GLP	FRA	187	M35-39	1:07:55	4:20	6:14:49	6:55	6:35:18
1446		14:10:33	239	Greb, Horst		GER	GER	3	M70-74	1:28:33	5:49	7:20:31	5:54	5:09:47
1447		14:11:06	808	Jessie, Jo		USA	USA	43	W45-49	1:30:54	5:54	6:40:11	5:58	5:48:12
1448		14:11:06	272	Davis, Mount		USA	USA	13	M65-69	1:25:15	6:58	6:37:18	8:06	5:53:31
1449		14:11:09	938	Gambles, Matthew		GBR	GBR	226	M40-44	1:17:30	6:02	6:46:21	5:55	5:55:23
1450		14:11:39	584	Crumley, Ginny		USA	USA	26	W50-54	1:41:52	9:29	7:11:37	7:19	5:01:25
1451		14:12:20	647	George, John		USA	USA	157	M45-49	1:27:47	7:53	7:15:59	10:04	5:10:39
1452		14:12:24	1140	Nixon, Susan		USA	USA	65	W40-44	1:28:09	3:48	6:59:15	6:36	5:34:38
1453		14:13:09	421	Wilson, Beryl		AUS	AUS	14	W55-59	1:10:17	4:51	7:07:21	6:22	5:44:20
1454		14:13:48	1161	Samejima, Akiko		JPN	JPN	66	W40-44	1:25:47	6:35	7:27:42	8:17	5:05:29
1455		14:15:28	423	Burke, Viola		CAN	CAN	15	W55-59	1:30:52	4:42	7:04:59	5:58	5:28:58
1456		14:16:53	323	Hetherington, John		CAN	CAN	30	M60-64	1:31:16	5:45	7:04:34	7:01	5:28:19
1457		14:17:14	265	Birtalan, Vic		USA	USA	14	M65-69	1:22:57	9:33	7:24:16	7:39	5:12:50
1458		14:17:40	237	Clark, Richard		USA	USA	4	M70-74	1:48:55	7:29	6:48:51	6:00	5:26:27
1459		14:18:11	844	Buderus, Pamela		USA	USA	44	W45-49	1:19:16	7:03	7:15:12	7:22	5:29:19
1460		14:18:14	306	Burnett, Russ		USA	USA	31	M60-64	1:33:28	10:53	7:05:21	9:38	5:18:57
1461		14:19:19	1704	Hillery, Robert		USA	USA	86	M25-29	1:21:05	4:27	6:34:34	8:45	6:10:29
1462		14:20:15	813	Tamaoki, Tomoko		CAN	CAN	45	W45-49	1:21:09	6:45	7:08:39	7:25	5:36:19
1463		14:21:03	366	Hamilton, Micheal		USA	USA	47	M55-59	1:48:15	6:21	6:42:33	8:49	5:35:07
1464		14:21:34	263	Ogawa, Tadayoshi		JPN	JPN	15	M65-69	1:21:02	7:34	7:42:25	7:16	5:03:18
1465		14:22:11	567	Moll, Debra		AUS	AUS	27	W50-54	1:33:12	10:18	7:10:15	8:11	5:20:17
1466		14:22:30	776	Geer, Don		USA	USA	158	M45-49	1:52:17	13:20	6:07:59	13:59	5:54:57
1467		14:23:15	247	Hoenig, Adalbert		GER	GER	5	M70-74	1:26:47	8:10	6:52:52	5:33	5:49:55
1468		14:23:56	811	Paul, Anne		IRL	IRL	46	W45-49	1:31:29	4:53	7:08:03	6:39	5:32:54
1469		14:24:04	696	Obrien, Mark		USA	USA	159	M45-49	1:19:49	7:28	7:30:03	10:14	5:16:33
1470		14:24:31	419	Lowrie, Mary Lou		USA	USA	16	W55-59	1:32:35	4:49	6:41:17	13:15	5:52:36
1471		14:24:44	1781	McCurdy, Jane		CAN	CAN	42	W25-29	1:22:27	3:48	6:58:50	6:55	5:52:45
1472		14:25:30	1824	Richard, Antoine		FRA	FXX	33	M18-24	1:15:39	5:02	6:30:15	4:42	6:29:53
1473		14:25:48	325	Partel, Ken		USA	USA	32	M60-64	1:39:45	7:50	6:49:42	9:08	5:39:25
1474		14:26:09	568	Rapposelli, Linda		USA	USA	28	W50-54	1:42:16	9:38	6:52:15	6:36	5:35:25
1475		14:26:30	1133	Racela, Ricci		USA	USA	67	W40-44	1:20:59	5:48	7:15:01	9:38	5:35:05
1476		14:27:06	249	Tarkington, Al		USA	USA	6	M70-74	1:22:07	8:36	7:09:03	4:58	5:42:24



2009 Ford Ironman World Championship Results

2009 Ford Ironman World Championship Results

Overall Results

Overall Results

Place	Bla	Time	Numb	Lname	Fname	Cnt	Rep	Cpl	Category	Swim	Tr1	Bike	Tr2	Run
1477		14:27:09	284	Nakagawa, Ryuji		JPN	JPN	16	M65-69	1:44:25	5:48	7:03:05	5:09	5:28:43
1478		14:27:14	1099	Morin, Elizabeth		USA	USA	68	W40-44	1:23:18	3:42	7:16:46	7:32	5:35:59
1479		14:27:30	341	Burley, Marge		USA	USA	4	W60-64	1:15:25	4:47	7:16:29	7:05	5:43:44
1480		14:27:56	236	Von Schrader, Georg		GER	GER	7	M70-74	1:30:39	8:25	7:39:44	9:38	4:59:32
1481		14:28:00	355	Maples, Marijane		USA	USA	5	W60-64	2:01:19	6:39	7:31:14	6:30	4:42:19
1482		14:28:52	1515	Iand, Greg		USA	USA	130	M30-34	1:39:52	9:11	7:05:25	9:22	5:25:05
1483		14:28:55	395	Greineisen, Bill		USA	USA	48	M55-59	1:15:13	5:51	6:48:22	8:08	6:11:23
1484		14:29:39	564	Paquay, Andree		BEL	BEL	29	W50-54	1:34:26	6:17	7:35:26	10:13	5:03:19
1485		14:30:53	160	Ikegata, Shigenobu		JPN	JPN	77	MPRO	57:07	1:50	5:11:50	2:28	8:17:40
1486		14:31:10	345	Rach, Cindy		USA	USA	6	W60-64	1:48:22	5:24	6:57:40	7:27	5:32:19
1487		14:31:47	261	Ishii, Hideki		JPN	JPN	17	M65-69	1:46:59	8:02	7:47:38	8:25	4:40:45
1488		14:32:35	861	Kirk, Lewis		CAN	CAN	227	M40-44	1:29:44	7:06	7:11:42	6:07	5:37:58
1489		14:34:15	602	Cosgrove, Dean		USA	USA	160	M45-49	1:33:32	7:53	7:02:49	12:03	5:38:00
1490		14:34:38	582	Wu Tiu Yen, Nicole		REU	REU	30	W50-54	1:21:04	3:44	7:32:38	5:51	5:31:23
1491		14:35:19	431	Haudry, Francoise		FRA	FRA	17	W55-59	1:30:42	6:26	7:29:02	5:53	5:23:18
1492		14:35:19	562	Carson, Barb		NZL	NZL	31	W50-54	1:48:58	7:01	7:13:32	9:43	5:16:05
1493		14:36:42	282	Garcia, Joseph		CAN	CAN	18	M65-69	1:51:52	4:04	8:00:04	6:44	4:34:00
1494		14:38:59	454	Sarran, H. Scott		USA	USA	87	M50-54	1:26:40	7:29	7:43:29	7:45	5:13:37
1495		14:40:11	319	Pavlovic, Caslav		USA	USA	33	M60-64	1:41:20	5:06	7:27:54	8:19	5:17:34
1496		14:40:54	310	Spitaleri, Ted		USA	USA	34	M60-64	1:33:13	7:48	7:24:39	9:32	5:25:45
1497		14:40:55	1509	Stokes, Mark		AUS	AUS	131	M30-34	1:13:42	6:20	6:38:40	6:36	6:35:39
1498		14:41:01	631	Scearce, Tim		USA	USA	161	M45-49	1:24:53	8:34	7:11:03	10:10	5:46:22
1499		14:41:26	1717	Harris, Jacob		USA	USA	87	M25-29	1:28:18	5:32	7:02:57	9:48	5:54:52
1500		14:42:14	267	Homma, Tomio		JPN	JPN	19	M65-69	1:34:10	6:34	7:20:02	6:17	5:35:13
1501		14:43:17	700	Pruetz, David		USA	USA	162	M45-49	1:25:33	8:14	7:11:40	19:15	5:38:37
1502		14:43:39	1206	Bagshaw, Adam		GBR	GBR	188	M35-39	1:25:49	9:49	7:18:23	9:32	5:40:08
1503		14:44:10	1805	Robinson, Jessica		USA	USA	43	W25-29	1:19:44	5:24	7:34:55	6:48	5:37:21
1504		14:44:49	1331	Faklaris, Christopher		USA	USA	189	M35-39	1:13:28	3:38	6:29:59	5:13	6:52:33
1505		14:45:42	242	Beccamel, Pierre		FRA	FRA	8	M70-74	2:07:49	4:53	7:15:47	6:50	5:10:25
1506		14:45:57	1152	Atkinson, Ann		USA	USA	69	W40-44	1:35:28	6:54	7:20:34	7:17	5:35:46
1507		14:46:00	1271	Reese, Michael		USA	USA	190	M35-39	1:24:23	6:33	7:00:04	6:53	6:08:09
1508		14:46:37	1875	Fraser, Ryann		USA	CAN	22	W18-24	1:13:35	5:43	6:49:08	8:47	6:29:26
1509		14:46:59	1546	Cannon, Miles		USA	USA	132	M30-34	1:26:56	3:52	6:58:07	4:08	6:13:57
1510		14:47:06	1019	Zerbe, John		USA	USA	228	M40-44	1:51:39	8:57	7:53:10	10:39	4:42:42
1511		14:47:32	298	Decker, Dane		USA	USA	35	M60-64	1:31:35	11:32	7:48:08	12:29	5:03:51
1512		14:47:53	222	Brockenbrough, Roger		USA	USA	1	M75-79	2:12:52	6:55	7:18:47	8:34	5:00:47
1513		14:48:35	979	Baumann, James		USA	USA	229	M40-44	1:51:06	7:19	6:46:58	10:27	5:52:47
1514		14:48:43	827	Simpson, Jennifer		USA	USA	47	W45-49	1:50:15	6:11	7:09:59	6:53	5:35:26

Place	Bla	Time	Numb	Lname	Fname	Cnt	Rep	Cpl	Category	Swim	Tr1	Bike	Tr2	Run
1515		14:49:10	433	Van Cleave, Julia		USA	USA	18	W55-59	1:10:46	5:32	6:35:04	11:06	6:46:44
1516		14:50:46	359	Alvarez, Charles		USA	USA	49	M55-59	1:57:50	5:37	6:47:31	7:57	5:51:53
1517		14:51:39	943	Hulick, Thomas		USA	USA	230	M40-44	1:12:42	8:36	7:26:11	12:59	5:51:13
1518		14:51:49	1182	Ibarra, Ruben		MEX	MEX	191	M35-39	1:22:41	4:41	6:32:27	6:35	6:45:28
1519		14:52:40	248	Weigel, Volkhard		GER	GER	9	M70-74	1:39:56	11:42	7:30:03	13:55	5:17:07
1520		14:52:56	428	Armstrong, Lorie		USA	USA	19	W55-59	1:24:41	4:58	7:22:48	7:49	5:52:42
1521		14:53:10	563	Dinardo, Mary Lou		USA	USA	32	W50-54	1:28:57	7:13	7:57:58	6:53	5:12:12
1522		14:53:43	552	Gibbons, Robert		USA	USA	88	M50-54	1:13:56	6:01	6:58:27	7:53	6:27:27
1523		14:54:37	439	Blattspieler, Carol		USA	USA	20	W55-59	1:35:24	6:01	7:26:09	8:41	5:38:23
1524		14:54:40	347	Crawford, Sally		USA	USA	7	W60-64	1:19:26	6:21	7:35:03	7:27	5:46:26
1525		14:55:15	234	Ottaway, Ron		USA	USA	10	M70-74	1:38:40	6:36	7:08:55	6:21	5:54:45
1526		14:56:08	795	Combes, Corinne		FRA	FRA	48	W45-49	1:31:11	5:54	7:19:57	6:37	5:52:31
1527		14:57:33	912	Wieczynski, Geoff		USA	USA	231	M40-44	1:24:25	9:53	7:19:48	11:48	5:51:41
1528		14:59:12	1561	Lichtenstern, Albert		GER	GER	133	M30-34	1:27:59	4:03	7:29:34	8:34	5:49:04
1529		15:00:47	353	Krach, Gertrud		GER	GER	8	W60-64	1:44:47	7:02	7:19:27	8:09	5:41:23
1530		15:00:50	722	Strachan, Shawn		CAN	CAN	163	M45-49	1:34:04	6:48	7:10:24	9:23	6:00:14
1531		15:00:57	352	Matsuda, Kimiko		JPN	JPN	9	W60-64	1:48:50	5:13	7:44:19	6:29	5:16:08
1532		15:02:48	344	Greenberg, Bobbe		USA	USA	10	W60-64	1:47:41	5:43	7:40:22	9:02	5:20:01
1533		15:03:11	1027	McGowan, Rod		GBR	GBR	232	M40-44	1:22:44	7:31	7:30:16	11:05	5:51:38
1534		15:03:48	1859	Murawska, Anna		GBR	GBR	23	W18-24	1:28:58	11:03	7:43:53	13:40	5:26:17
1535		15:04:44	460	Baker, Robert		V.A	GBR	89	M50-54	1:28:27	9:10	7:10:23	7:38	6:09:08
1536		15:06:31	622	Hansen, Kurt		USA	USA	164	M45-49	1:28:51	11:04	7:15:10	16:36	5:54:52
1537		15:06:43	614	Cavalli, Steve		USA	USA	165	M45-49	1:23:14	5:34	5:57:32	5:49	7:34:35
1538		15:08:01	356	Mathewson, Barbara		USA	USA	11	W60-64	1:24:55	5:39	8:20:35	9:53	5:07:01
1539		15:09:25	1392	Johnson, Traci		USA	USA	66	W35-39	1:40:55	7:32	7:02:54	7:11	6:10:54
1540		15:09:49	624	Kane, Michael		USA	USA	166	M45-49	1:34:19	7:37	7:17:01	7:48	6:03:06
1541		15:09:59	1558	Heinrich, Regan		USA	USA	134	M30-34	1:33:26	7:56	7:02:20	18:56	6:07:23
1542		15:10:14	931	Cook, Joseph		USA	USA	233	M40-44	1:28:34	6:23	7:21:09	9:19	6:04:50
1543		15:10:34	1723	Davidson, Aaron		USA	USA	88	M25-29	1:29:12	5:26	7:21:26	7:26	6:07:06
1544		15:10:54	974	Aschkenasy, Paul		USA	USA	234	M40-44	1:47:24	10:01	7:23:54	11:30	5:38:07
1545		15:12:02	959	Robesky, James		USA	USA	235	M40-44	1:14:29	6:19	7:25:01	12:35	6:13:38
1546		15:12:11	903	Rogers, Don		USA	USA	236	M40-44	1:39:03	8:04	6:58:56	7:11	6:18:58
1547		15:13:08	1709	Ochsner, Matt		USA	USA	89	M25-29	1:29:20	7:36	7:49:33	6:57	5:39:44
1548		15:13:38	875	Fix, James		USA	USA	237	M40-44	1:19:43	11:39	7:41:46	10:15	5:50:16
1549		15:14:20	916	Frings, Andreas		GER	GER	238	M40-44	1:23:04	8:28	7:59:19	6:40	5:36:51
1550		15:19:40	1195	Vossberg, Michal		GER	GER	192	M35-39	1:49:48	7:09	7:07:11	10:38	6:04:56
1551		15:20:26	362	Homps, Pablo		ARG	ARG	50	M55-59	1:26:53	10:20	7:19:48	11:19	6:12:08
1552		15:21:03	1374	Burnes, R		USA	USA	193	M35-39	1:50:06	7:23	7:23:51	6:38	5:53:07



2009 Ford Ironman World Championship Results

2009 Ford Ironman World Championship Results

Overall Results

Overall Results

Place	Bla	Time	Numb	Lname	Fname	Cnt	Rep	Cpl	Category	Swim	Tr1	Bike	Tr2	Run
1553		15:21:53	617	Huffman, Steve		USA	USA	167	M45-49	1:56:14	6:52	7:27:42	8:43	5:42:24
1554		15:22:25	483	Silva, Francisco		BRA	BRA	90	M50-54	1:44:26	8:57	7:32:59	11:10	5:44:55
1555		15:22:39	1611	Shedd, Robin		USA	USA	63	W30-34	1:35:07	4:17	7:55:15	8:37	5:39:25
1556		15:22:47	418	Fahnenmann, Marlene		GER	GER	21	W55-59	1:29:09	5:41	7:32:46	6:30	6:08:43
1557		15:23:48	1016	Weisberg, Jason		USA	USA	239	M40-44	1:32:28	5:57	7:34:30	7:58	6:02:57
1558		15:24:17	216	Scott, Bob		USA	USA	2	M75-79	1:48:44	5:44	7:15:04	9:21	6:05:27
1559		15:25:50	293	Miller, Chuck		USA	USA	36	M60-64	1:39:51	13:41	7:13:00	7:01	6:12:19
1560		15:25:54	847	Bailey, Ronald		USA	USA	240	M40-44	1:12:16	6:15	6:48:35	9:42	7:09:08
1561		15:26:17	830	Balsley, Teresa		USA	USA	49	W45-49	1:35:38	5:38	7:52:56	9:12	5:42:54
1562		15:26:35	376	Porter, Kevin		USA	USA	51	M55-59	2:01:23	9:37	7:24:47	6:43	5:44:07
1563		15:27:41	230	Thamhain, Hans		USA	USA	11	M70-74	1:52:56	7:32	7:24:50	4:00	5:58:26
1564		15:28:17	523	Bowersox, Keith		USA	USA	91	M50-54	1:19:22	8:06	7:27:35	9:52	6:23:24
1565		15:28:32	917	McDonald, Dan		USA	USA	241	M40-44	1:36:48	11:54	7:15:21	12:08	6:12:22
1566		15:29:52	607	Lehberg, Mark		USA	USA	168	M45-49	1:15:52	8:42	7:38:36	10:55	6:15:48
1567		15:30:12	444	Walker, Marion		GBR	GBR	22	W55-59	1:48:11	9:31	7:34:22	12:21	5:45:50
1568		15:30:28	308	Rosen, Ted		CAN	CAN	37	M60-64	1:33:49	5:21	7:37:40	11:09	6:02:30
1569		15:31:11	846	Wilden, Anne		USA	USA	50	W45-49	1:17:22	5:07	7:50:29	7:32	6:10:43
1570		15:31:25	1775	Hankus, Lindsey		USA	USA	44	W25-29	1:34:52	8:30	7:40:17	12:50	5:54:58
1571		15:31:49	246	Heins, Bob		USA	USA	12	M70-74	1:51:31	8:28	7:41:00	11:14	5:39:37
1572		15:34:12	199	Thompson, Elizabeth		CAN	CAN	23	W55-59	1:32:51	6:21	8:16:01	5:39	5:33:23
1573		15:34:30	1346	Davies, Tom		USA	USA	194	M35-39	1:39:41	11:35	7:04:59	12:15	6:26:02
1574		15:36:31	291	Phipps, Mariana		USA	USA	2	W65-69	1:31:51	6:54	7:37:29	9:57	6:10:22
1575		15:36:34	1096	Kelly, Tammy		USA	USA	70	W40-44	1:34:37	4:08	7:24:43	9:51	6:23:17
1576		15:36:35	1634	Ierbekmo, Kimberly		CAN	CAN	64	W30-34	1:36:58	5:01	7:11:03	11:47	6:31:46
1577		15:37:27	1763	Johnson, Emily		USA	USA	45	W25-29	1:34:47	6:50	7:54:43	10:49	5:50:20
1578		15:40:44	474	Littrell, David		USA	USA	92	M50-54	1:30:39	5:53	8:04:58	8:17	5:51:00
1579		15:41:07	601	Watern, Kathy		USA	USA	33	W50-54	1:39:34	5:13	7:34:05	7:51	6:14:25
1580		15:41:08	422	Budgett, Jenny		GBR	GBR	24	W55-59	1:33:37	7:30	7:55:09	12:47	5:52:08
1581		15:41:09	1877	Rudd, Renee		USA	USA	51	W45-49	1:22:15	6:56	8:10:49	9:07	5:52:04
1582		15:41:58	1128	Schaefer, Kim		USA	USA	71	W40-44	1:58:55	9:00	7:16:03	7:21	6:10:41
1583		15:42:36	856	Holden, Reginald		USA	USA	242	M40-44	1:37:07	8:45	7:12:48	10:20	6:33:39
1584		15:43:33	608	Mason, Mark		USA	USA	169	M45-49	1:44:28	5:36	7:12:26	8:28	6:32:38
1585		15:44:50	580	Gabreski, Patricia		USA	USA	34	W50-54	1:32:34	6:03	7:23:01	21:46	6:21:28
1586		15:45:04	303	Butterworth, Simon		USA	USA	38	M60-64	1:23:45	6:49	8:43:48	26:26	5:04:17
1587		15:45:39	996	Jenkins, John		USA	USA	243	M40-44	1:47:59	7:52	7:07:40	9:31	6:32:39
1588		15:46:25	289	Bivens, Karin		USA	USA	3	W65-69	1:51:28	5:31	7:27:22	7:16	6:14:51
1589		15:47:34	223	Endo, Suimo		JPN	JPN	3	M75-79	1:32:55	10:39	7:49:41	8:20	6:06:02
1590		15:48:47	593	Greentree, Linda		USA	USA	35	W50-54	1:39:28	4:36	7:28:31	9:06	6:27:07

Place	Bla	Time	Numb	Lname	Fname	Cnt	Rep	Cpl	Category	Swim	Tr1	Bike	Tr2	Run
1591		15:48:58	799	Maguire, Susie		USA	USA	52	W45-49	1:30:00	9:36	7:44:33	20:16	6:04:35
1592		15:49:03	688	Larson, Jonathan		USA	USA	170	M45-49	1:13:39	9:24	7:20:32	11:20	6:54:10
1593		15:49:12	1012	Sullivan, Dennis		USA	USA	244	M40-44	1:27:24	10:16	7:29:52	11:13	6:30:28
1594		15:49:21	770	Bononno, James		USA	USA	171	M45-49	2:12:47	10:08	7:00:28	13:31	6:12:29
1595		15:50:34	283	Hemker, Reinhold		GER	AUT	20	M65-69	1:36:34	4:21	7:38:53	43:26	5:47:22
1596		15:50:49	890	Duval, Daniel		USA	USA	245	M40-44	1:18:44	6:53	7:40:06	7:54	6:37:15
1597		15:51:01	1858	Markesich, Catherine		USA	USA	24	W18-24	1:25:31	6:34	8:06:31	11:10	6:01:17
1598		15:52:43	1164	Sproles, Juliana		USA	USA	72	W40-44	1:18:27	5:40	8:22:17	10:09	5:56:12
1599		15:55:27	577	Rodier, Sharon		USA	USA	36	W50-54	1:48:38	11:54	8:00:28	21:40	5:32:49
1600		15:55:49	417	Deyoung, Patricia		USA	USA	25	W55-59	2:01:10	6:14	7:35:43	9:13	6:03:31
1601		15:56:21	188	Hicks, Trent		USA	USA	246	M40-44	1:40:03	4:19	7:00:32	8:29	7:03:00
1602		15:57:51	462	Lait, Bob		CAN	CAN	93	M50-54	1:32:13	9:07	7:57:27	9:18	6:09:48
1603		15:59:44	1847	Yannutz, Brian		USA	USA	34	M18-24	1:52:17	5:26	8:00:19	6:39	5:55:05
1604		16:02:04	179	Vigorito, Robert		USA	USA	39	M60-64	1:31:42	9:15	7:41:01	10:47	6:29:21
1605		16:03:59	525	Eykhof, Gary		AUS	AUS	94	M50-54	1:31:18	6:55	7:20:15	12:44	6:52:49
1606		16:05:34	358	Barron, Charlene		USA	USA	12	W60-64	1:41:03	8:49	8:00:10	10:40	6:04:54
1607		16:06:46	1247	Balfe, Kevin		USA	USA	195	M35-39	1:37:51	8:10	7:06:57	11:49	7:02:02
1608		16:07:36	438	Donovan, Katherine		USA	USA	26	W55-59	1:44:36	6:47	8:10:37	10:06	5:55:31
1609		16:08:38	260	Hudson, Russ		USA	USA	21	M65-69	2:06:59	7:41	7:11:42	8:29	6:33:48
1610		16:09:41	349	Cronenberg, Melodie		USA	USA	13	W60-64	1:36:55	9:35	7:21:10	13:53	6:48:11
1611		16:09:46	264	Anfossi, Jean-Louis		FRA	FRA	22	M65-69	1:34:13	9:13	7:41:21	13:22	6:31:39
1612		16:10:03	757	Rodriguez, Freddie		USA	USA	172	M45-49	1:22:20	9:05	7:53:23	11:56	6:33:21
1613		16:11:23	357	Simmons, Anne		AUS	AUS	14	W60-64	2:05:35	6:12	7:48:19	6:02	6:05:17
1614		16:11:45	1120	Boles, Sharon		USA	USA	73	W40-44	1:40:51	9:26	8:03:58	7:40	6:09:52
1615		16:12:07	227	Tomita, Satoshi		JPN	JPN	13	M70-74	1:44:32	7:24	7:50:36	10:37	6:19:00
1616		16:12:39	621	Geffen, Bruce		USA	USA	173	M45-49	1:30:11	7:24	8:06:58	9:04	6:19:04
1617		16:13:39	596	Leong, Shawn Ann		SGP	SGP	37	W50-54	1:56:33	5:11	8:06:47	5:44	5:59:25
1618		16:14:52	229	Mayer, John		USA	USA	14	M70-74	2:03:53	6:59	7:45:39	7:47	6:10:37
1619		16:15:41	1113	Atkins, Beverly		USA	USA	74	W40-44	1:27:59	8:43	8:05:52	17:49	6:15:20
1620		16:15:47	1281	Cabrera, Ramon		USA	USA	196	M35-39	1:38:36	11:42	7:03:29	12:03	7:09:59
1621		16:17:22	455	Fischer-Colbrie, Mark		USA	USA	95	M50-54	1:20:00	13:03	7:55:21	17:56	6:31:03
1622		16:18:18	1257	Khairallah, Cyril		USA	USA	197	M35-39	1:51:54	8:45	7:45:33	11:30	6:20:37
1623		16:19:12	269	Mine, Warren		USA	USA	23	M65-69	2:02:00	5:59	8:19:13	11:00	5:41:00
1624		16:21:04	420	Tauber, Gillian		ZAF	ZAF	27	W55-59	1:34:12	8:09	8:17:58	17:36	6:03:11
1625		16:23:13	238	Elmitt, Garry		USA	USA	15	M70-74	1:39:39	7:36	7:26:34	9:10	7:00:16
1626		16:23:37	301	Lansing, Dick		USA	USA	40	M60-64	1:42:34	7:08	7:06:13	8:12	7:19:31
1627		16:23:42	281	Frezza, Marty		USA	USA	24	M65-69	1:38:50	7:21	7:21:26	9:27	7:06:39
1628		16:23:52	1876	Webb, Alexis		USA	USA	65	W30-34	1:25:46	8:21	8:26:43	8:16	6:14:48



2009 Ford Ironman World Championship Results

2009 Ford Ironman World Championship Results

Overall Results

Overall Results

Place	Bla	Time	Numb	Lname	Fname	Cnt	Rep	Cpl	Category	Swim	Tr1	Bike	Tr2	Run
1629		16:24:13	333	Leahy, Mike		USA	USA	41	M60-64	1:22:31	6:17	7:31:50	14:22	7:09:15
1630		16:24:53	232	Kahl, Kurt		USA	USA	16	M70-74	2:01:12	4:42	7:54:13	5:34	6:19:13
1631		16:26:08	292	Kotthaus, Edith		GER	GER	4	W65-69	1:47:11	5:32	7:40:43	11:13	6:41:31
1632		16:27:40	256	Horiuchi, Tadashi		JPN	JPN	25	M65-69	2:02:24	10:46	8:16:26	9:52	5:48:14
1633		16:28:37	253	Baker, Robert		USA	USA	26	M65-69	1:47:15	12:50	7:33:51	10:59	6:43:43
1634		16:30:33	1387	Mahadocon, Kristi		USA	USA	67	W35-39	1:29:15	4:50	8:28:12	9:12	6:19:06
1635		16:30:53	254	Lettner, Tommy		CAN	CAN	27	M65-69	1:52:10	12:58	7:38:28	11:20	6:35:59
1636		16:32:41	235	Yee, Sze Mun		MYS	MYS	17	M70-74	1:51:37	5:33	8:19:34	8:14	6:07:44
1637		16:32:55	266	Hetherington, Ken		CAN	CAN	28	M65-69	1:41:18	7:39	8:39:39	5:44	5:58:38
1638		16:34:29	427	Hutchinson, Glenda		AUS	AUS	28	W55-59	1:41:05	6:12	8:38:13	7:17	6:01:45
1639		16:34:35	535	Foulk, William		USA	FJI	96	M50-54	1:43:07	9:38	8:01:29	7:38	6:32:45
1640		16:36:41	245	Dieben, Hans		USA	NLD	18	M70-74	1:34:25	7:31	7:50:42	14:18	6:49:46
1641		16:38:41	193	Amundson Jr, George		USA	USA	19	M70-74	1:45:35	8:31	7:40:46	12:15	6:51:36
1642		16:39:45	288	McDowell-Cramer, Peggy		USA	USA	5	W65-69	1:28:05	4:14	8:12:42	4:48	6:49:59
1643		16:41:32	309	Scherer, Kenneth		USA	USA	42	M60-64	1:42:11	12:59	7:19:14	10:34	7:16:35
1644		16:41:54	296	Saenz, Guillermo		CRC	CRI	43	M60-64				10:57	6:45:02
1645		16:44:06	348	Bahurinsky, Morgen		USA	USA	15	W60-64	2:12:01	8:15	8:04:53	7:31	6:11:28
1646		16:48:16	374	Fuller, Terry		USA	USA	52	M55-59	1:39:33	9:48	8:12:38	10:58	6:35:21
1647		16:50:36	262	Richey, Wayne		USA	USA	29	M65-69	1:50:28	7:46	7:39:56	8:43	7:03:44
1648		16:52:29	215	Hollander, Lew		USA	USA	4	M75-79	1:52:12	5:45	8:08:54	6:55	6:38:44
1649		16:53:11	250	Anderson, Harriet		USA	USA	1	W70-74	1:47:37	5:08	7:35:50	12:33	7:12:05
1650		16:59:12	276	Decker, Richard		USA	USA	30	M65-69	1:22:57	16:16	7:47:21	14:32	7:18:07
1651	DNF		29	Pontano, Francisco		ESP	ESP		MPRO	50:58	1:58	4:45:02		
1652	DNF		33	DeBoom, Timothy		USA	USA		MPRO	51:02	2:24			
1653	DNF		57	Neyedli, Scott		SCO	SCO		MPRO	51:05	1:57	4:43:04	2:59	
1654	DNF		63	Llanos, Hektor		ESP	ESP		MPRO	52:47	2:11	5:26:12		
1655	DNF		70	Abel, Torsten Le		USA	GER		MPRO	52:53	1:57	6:33:09	27:20	
1656	DNF		174	Ogden, Courtney		AUS	AUS		MPRO	53:26	2:25	5:00:43		
1657	DNF		109	Kehr, Gina		USA	USA		WPRO	53:31	2:04	5:25:26	7:08	
1658	DNF		6	Vernay, Patrick		NCL	NCL		MPRO	53:34	1:59			
1659	DNF		108	Crawford, Gina		NZL	NZL		WPRO	53:35	2:18	5:54:49		
1660	DNF		89	Fachbach, Markus		GER	GER		MPRO	54:28	2:05	4:55:04	2:28	
1661	DNF		12	Stadler, Normann		DEU	DEU		MPRO	55:03	1:49	4:30:40	2:00	
1662	DNF		78	Blake, Jasper		CAN	CAN		MPRO	55:04	2:04	5:14:57		
1663	DNF		147	Kolters, Charlotte		DNK	DNK		WPRO	55:39	2:30	5:14:25	2:57	
1664	DNF		121	Jones, Michellie		USA	AUS		WPRO	55:49	1:57	5:23:11	2:40	
1665	DNF		162	Johnsen, Jimmy		DNK	DNK		MPRO	55:54	1:45	4:56:37		
1666	DNF		35	Hellriegel, Thomas		GER	GER		MPRO	56:02	2:47	5:00:06		
1667	DNF		180	Sundberg, Swen		GER	GER		MPRO	57:05	1:46	4:49:51	2:33	

Place	Bla	Time	Numb	Lname	Fname	Cnt	Rep	Cpl	Category	Swim	Tr1	Bike	Tr2	Run
1668	DNF		115	Granger, Belinda		AUS	AUS		WPRO	57:09	2:07	5:18:05		2:24
1669	DNF		93	Goehner, Michael		GER	GER		MPRO	57:14	1:52	5:06:33		2:38
1670	DNF		107	Bayliss, Bella		GBR	GBR		WPRO	58:51	2:44	5:17:28		5:29
1671	DNF		156	Wurtele, Heather		CAN	CAN		WPRO	59:47	2:26			
1672	DNF		47	Bastie, Christophe		FRA	FRA		MPRO	1:00:18	2:28			
1673	DNF		102	Van Vlerken, Yvonne		AUT	NLD		WPRO	1:02:50	2:09	5:16:41		2:37
1674	DNF		178	Riesen, Stefan		SWI	SWI		MPRO	1:02:52	2:05	4:46:41		2:11
1675	DNF		153	Shigaki, Megumi		JPN	JPN		WPRO	1:03:02	2:21			
1676	DNF		120	Badmann, Natascha		SWI	SWI		WPRO	1:03:03	2:25	5:19:48		4:33
1677	DNF		140	Boman, Tiina		FIN	FIN		WPRO	1:03:11	2:06	5:34:08		3:39
1678	DNF		148	Kozulina, Tamara		UKR	UKR		WPRO	1:03:13	2:11	5:19:31		2:50
1679	DNF		42	Schmoll, Daniel		GER	GER		M25-29	53:35	2:07	5:51:48		6:43
1680	DNF		698	Palmucci, Danilo		ITA	ITA		M45-49	57:46	3:04	5:11:18		3:34
1681	DNF		1208	Carey, Mark		USA	USA		M35-39	58:23	2:50	5:41:43		3:22
1682	DNF		1559	Hemet, Nicolas		FRA	FRA		M30-34	58:40	2:58			
1683	DNF		99	J. Vonach, Thomas		AUT	AUT		M35-39	59:03	3:00	5:04:56		4:14
1684	DNF		1839	Neumann, Frank		GER	GER		M18-24	59:08	2:15			
1685	DNF		1114	Dunkle, Julie		USA	USA		W40-44	59:47	3:14	5:57:25		4:15
1686	DNF		812	Smith, Lauren		USA	USA		W45-49	59:49	2:54	6:00:29		4:31
1687	DNF		1601	Veldeman, Stefaan		BEL	BEL		M30-34	59:57	5:02	5:15:37		5:59
1688	DNF		1127	Sanderson, Leslie		CAN	CAN		W40-44	1:00:25	7:46			
1689	DNF		1267	Niemerg, Frank		GER	GER		M35-39	1:00:41	2:18	5:06:22		3:20
1690	DNF		1587	Gokel, Joury		BEL	BEL		M30-34	1:01:19	2:23	5:03:10		2:44
1691	DNF		1500	Knuth, Cameron		USA	USA		M30-34	1:01:31	4:10	5:15:02		5:29
1692	DNF		1788	Aeberhard, Christin		SWI	SWI		W25-29	1:01:48	2:55	5:48:04		9:38
1693	DNF		470	Fisch, Gilbert		SWI	SWI		M50-54	1:02:56	3:12	5:35:40		3:27
1694	DNF		400	Beardsley, William		USA	USA		M55-59	1:03:39	4:34	5:50:22		
1695	DNF		1386	Kroniger, Melanie		GER	GER		W35-39	1:03:41	3:08	7:19:29		6:35
1696	DNF		1600	Pena, Borja		ESP	ESP		M30-34	1:03:42	3:06	6:48:46		10:42
1697	DNF		1276	Stokes, Kit		GBR	GBR		M35-39	1:05:04	2:57	5:17:16		12:38
1698	DNF		1201	Shelden, Brian		USA	USA		M35-39	1:05:35	3:01	5:37:46		8:05
1699	DNF		451	Gailis, Raimond		GER	GER		M50-54	1:05:55	2:38	5:34:47		3:03
1700	DNF		1496	Harper, Hayden		NZL	NZL		M30-34	1:05:58	5:10	5:34:45		12:56
1701	DNF		509	Cali, Laurent		USA	USA		M50-54	1:06:01	2:57			
1702	DNF		1766	Vancauwenberghe, Inge		BEL	BEL		W25-29	1:06:25	2:08			
1703	DNF		550	Dumay, Yves		FRA	FXX		M50-54	1:06:42	4:55	5:27:30		3:24
1704	DNF		836	Dewar, Paula		GBR	GBR		W45-49	1:07:21	4:30	6:52:23		
1705	DNF		414	Taylor, Gregory		USA	USA		M55-59	1:07:56	5:16	5:43:22		4:41
1706	DNF		738	Fenger, Morten		DNK	DNK		M45-49	1:08:31	2:55	5:07:28		4:14



2009 Ford Ironman World Championship Results

2009 Ford Ironman World Championship Results

Overall Results

Overall Results

Place	Bla	Time	Numb	Lname	Fname	Cnt	Rep	Cpl	Category	Swim	Tr1	Bike	Tr2	Run
1707	DNF		1396	Apel, Andrea		GER	GER		W35-39	1:09:25	3:27	6:10:09	5:05	
1708	DNF		1280	Boucher, Guy		CAN	CAN		M35-39	1:11:09	3:42			
1709	DNF		1533	Powell, Matthew		USA	USA		M30-34	1:11:12	3:58	5:56:03		
1710	DNF		639	Rowlings, Andrew		AUS	AUS		M45-49	1:11:13	4:14	6:19:17		
1711	DNF		1773	Carrel, Jo		NZL	NZL		W25-29	1:11:17	3:48	6:10:49	4:52	
1712	DNF		1797	Taketomo, Mai		JPN	JPN		W25-29	1:11:48	4:47			
1713	DNF		637	Larson, Dave		USA	USA		M45-49	1:11:50				
1714	DNF		399	Andres, Hartmut		GER	GER		M55-59	1:12:03	2:37			
1715	DNF		335	Rothbaum, Mark		USA	USA		M60-64	1:12:18	6:15	7:43:58	6:38	
1716	DNF		1375	Fellows, Carl		AUS	AUS		M35-39	1:12:34	3:50	5:31:05	12:08	
1717	DNF		1648	Zeltner, Tamara		GER	GER		W30-34	1:12:54	3:47	6:04:00	4:58	
1718	DNF		409	Morini, Dennis		USA	USA		M55-59	1:13:26	4:07	6:35:06		
1719	DNF		606	Ibach, Thomas		GER	GER		M45-49	1:14:16	6:24	6:24:11	6:39	
1720	DNF		1667	Zahr, Molly		USA	USA		W30-34	1:14:32	4:57	5:47:55		
1721	DNF		1399	Hinterberger, Elke		AUT	AUT		W35-39	1:14:54	3:44	6:04:54	5:13	
1722	DNF		714	Fritz, Uwe		GER	GER		M45-49	1:15:27	5:09	5:17:26	3:33	
1723	DNF		1790	Freeman, Hannah		USA	USA		W25-29	1:15:34	32:24			
1724	DNF		597	Pitman, Sandy		AUS	AUS		W50-54	1:17:42	4:27	7:13:02	9:36	
1725	DNF		337	Truscott, Al		USA	USA		M60-64	1:18:53	3:42	6:36:41	11:55	
1726	DNF		1791	Harburg, Michelle		USA	USA		W25-29	1:19:14	4:39	5:48:23	11:42	
1727	DNF		385	Matzner, Robert		USA	USA		M55-59	1:19:37	5:53	5:45:43	4:56	
1728	DNF		958	Post, Karl		USA	USA		M40-44	1:20:20	5:23	6:42:50	11:14	
1729	DNF		22	Vanhoenacker, Marino		BEL	BEL		MPRO	52:46	2:04	4:39:10	2:10	
1730	DNF		202	Garcia-Tolson, Rudy		USA	USA		PChal.	1:05:50	8:08			
1731	DNF		1439	Glendinning, Karen		GBR	GBR		W35-39	1:21:07	3:08			
1732	DNF		279	Estes, Rob		USA	USA		M65-69	1:21:41	5:38	6:34:42	7:08	
1733	DNF		207	Gunter, Jason		USA	USA		PChal.	1:22:47	12:27	8:24:16	11:47	
1734	DNF		496	Lukanich, Jim		USA	USA		M50-54	1:24:15	5:43	5:56:27		
1735	DNF		71	Beltran, Fabian		ARG	ARG		M45-49	1:24:17	5:09			
1736	DNF		1316	Ple, Patrick		SWI	SWI		M35-39	1:24:56	3:00			
1737	DNF		304	Hyre, Richard		USA	USA		M60-64	1:25:07	4:49	6:56:55		
1738	DNF		1544	Brown, Shaun		NZL	NZL		M30-34	1:26:09	11:07	7:44:37	11:39	
1739	DNF		690	Mauldin, Patrick		USA	USA		M45-49	1:26:15	11:17			
1740	DNF		993	Holmes, Brian		USA	USA		M40-44	1:28:41	8:31			
1741	DNF		271	Wood, Peter		USA	NZL		M65-69	1:29:21	6:17	6:09:05	5:52	
1742	DNF		206	Maeda, Yoshinobu		JPN	JPN		PChal.	1:29:44	8:54			
1743	DNF		300	Honeychurch, Denis		USA	USA		M60-64	1:30:26	5:49	6:33:00	8:10	
1744	DNF		200	Southwell, Robert		AUS	AUS		M80+	1:30:32	11:17	8:32:59		
1745	DNF		330	Jennings, George		USA	USA		M60-64	1:34:11	13:14			

Place	Bla	Time	Numb	Lname	Fname	Cnt	Rep	Cpl	Category	Swim	Tr1	Bike	Tr2	Run
1746	DNF		541	Ross, David		USA	USA		M50-54	1:34:55	14:33	8:36:46	10:08	
1747	DNF		196	Hoover, Matthew		USA	USA		M30-34	1:37:43	6:09	8:05:53	11:37	
1748	DNF		255	Little, Roger		USA	USA		M65-69	1:38:45	6:25	7:40:45	10:40	
1749	DNF		244	Cram, Gerald		USA	USA		M70-74	1:39:12	11:41			
1750	DNF		604	Gaulin, Myles		CAN	CAN		M45-49	1:41:05	3:51	6:56:13		
1751	DNF		452	Olson, Dave		USA	USA		M50-54	1:41:23	9:23			
1752	DNF		646	Frank, Murray		CAN	CAN		M45-49	1:44:14	7:28	7:44:32	10:27	
1753	DNF		426	Bareman, Ruth		USA	USA		W55-59	1:45:49	6:35			
1754	DNF		225	Buder, Madonna		USA	USA		W75-79	1:48:21	7:15			
1755	DNF		233	McDiarmid, James		USA	USA		M70-74	1:52:12	6:32			
1756	DNF		1748	Scarcella, Nick		USA	USA		M25-29	1:52:21	10:16			
1757	DNF		1711	Raudez, Eduardo		USA	NIC		M25-29	1:54:07	5:20			
1758	DNF		440	McCarney, Lori		USA	USA		W55-59	1:55:45	6:27	7:05:47	16:23	
1759	DNF		219	Wolfgram, Edwin		USA	USA		M75-79	1:57:37	5:08			
1760	DNF		499	Ridao, Richard		USA	USA		M50-54	2:00:20	10:11			
1761	DNF		275	A-Moo-Ha, Cowman		USA	USA		M65-69	2:00:29	19:20			
1762	DNF		220	Harter, Bill		USA	USA		M75-79	2:01:15	13:09			
1763	DNF		224	Linder, Bill		USA	USA		M75-79	2:01:19	20:03			
1764	DNF		295	Hoon, Bill		USA	USA		M60-64	2:01:52	11:25			
1765	DNF		432	Kamura, Yoshiko		JPN	JPN		W55-59	2:02:30	7:49			
1766	DNF		346	Page, Linda		USA	USA		W60-64	2:05:06	8:35	7:48:44	10:45	
1767	DNF		240	Morrison, Robert		USA	USA		M70-74	2:09:11	13:50			
1768	DNF		252	Williams, Bobbie		USA	USA		W70-74	2:10:03	5:40			
1769	DNF		231	Foster, Robert		USA	USA		M70-74	2:11:38	6:16			
1770	DNF		251	Shapiro, Mickie		USA	USA		W70-74	2:13:03				
1771	DNF		228	Eggink, Cliff		USA	USA		M70-74	2:13:08	15:12			
1772	DNF		185	Garlett, Kyle		USA	USA		M35-39	2:21:55				
1773	DNF		218	Knor, Franz		AUT	AUT		M75-79	2:22:59				
1774	DNF		211	Svehla, Zbynek		CZE	CZE		MHCycle	1:10:01	9:35			
1775	DQ	09:25:48	116	Keat, Rebekah		AUS	AUS	5	WPRO	57:17	2:00	5:15:50	6:10	3:04:32
1776	DQ	09:29:25	59	Park, Byung Hoon		KOR	KOR	54	MPRO	1:05:02	2:24	4:53:51	2:30	3:25:40
1777	DQ	09:46:17	1345	Coma, Enric		ESP	ESP	29	M35-39	58:46	3:08	5:02:44	11:25	3:30:17



2009 Ford Ironman World Championship Results

Age Group Results

Men 18 - 24 Awards

Place	Bla	Time	Numb	Lname	Fname	Cnt	Rep	Swim	Tr1	Bike	Tr2	Run
1		09:05:18	1823	Renko, Max		AUT	AUT	1:00:35	2:38	4:50:44	2:54	3:08:29
2		09:18:30	1822	Reed, Tim		AUS	AUS	56:57	2:27	5:02:00	3:00	3:14:10
3		09:24:37	1836	Acevedo, Rodrigo		COL	COL	1:06:17	2:54	5:04:13	2:23	3:08:51
4		09:30:35	1840	Snyder, DJ		USA	USA	1:05:13	2:28	5:16:11	2:04	3:04:41
5		09:36:35	1819	Lavery, Mike		USA	USA	1:02:25	4:16	5:00:45	2:18	3:26:53
6		09:41:31	1826	Skipworth, Todd		AUS	AUS	53:16	2:16	5:04:29	3:28	3:38:03
7		09:43:59	1835	Marsh, John		AUS	AUS	1:03:46	2:43	5:11:48	3:45	3:21:59
8		09:45:47	1829	Franklin, John		GBR	GBR	1:03:58	4:05	5:13:27	3:57	3:20:21
9		09:54:33	1816	Bosch, Thomas		GER	GER	1:05:20	3:36	5:18:01	2:53	3:24:43
10		09:59:10	1830	Gosselin, Jeff		CAN	CAN	1:06:45	3:25	5:07:53	3:00	3:38:08
11		10:10:22	1827	Wall, Brad		AUS	AUS	59:37	2:53	5:25:21	3:41	3:38:52
12		10:13:19	1821	Poellabauer, Bernd		AUT	AUT	1:06:02	2:28	5:16:03	3:04	3:45:45
13		10:17:21	1828	Wheeler, Patrick		USA	USA	1:01:59	3:54	5:43:52	6:05	3:21:34
14		10:18:10	1837	Beardall, Timothy		AUS	AUS	1:05:42	3:39	4:56:29	7:16	4:05:06
15		10:18:53	1834	Schrooyen, Bart		BEL	BEL	1:00:35	2:26	5:13:55	2:37	3:59:22
16		10:25:18	1831	Jensen, Chris		AUS	AUS	1:09:19	4:06	5:05:53	5:29	4:00:33
17		10:29:27	1838	Fujiwara, Taku		JPN	JPN	1:14:32	5:11	5:43:43	16:59	3:09:03
18		10:32:47	1842	Boettcher, Chris		USA	USA	1:15:33	4:10	5:33:17	4:25	3:35:24
19		10:36:05	1817	Ebert, Henrique		BRA	BRA	57:02	3:25	5:21:55	3:48	4:09:57
20		10:39:29	1820	Lopez, Thomas		USA	USA	1:00:32	3:10	5:14:19	3:25	4:18:05
21		10:53:40	1849	Tomita, Masashige		JPN	JPN	1:18:08	3:38	5:37:45	4:06	3:50:04
22		10:57:52	1815	Bednarz, Blake		USA	USA	1:01:40	2:21	5:27:14	6:06	4:20:34
23		11:14:49	1846	Haughton, Andrew		USA	USA	59:52	3:07	5:49:17	4:40	4:17:55
24		11:16:43	1845	Tweed, Spencer		USA	USA	1:10:23	4:58	5:29:38	4:38	4:27:08
25		11:25:42	1844	Shepard, Tom		USA	USA	1:13:49	4:09	5:44:20	6:46	4:16:39
26		11:27:07	1848	Fecik, Jonathan		USA	USA	1:05:44	4:16	5:13:58	3:23	4:59:47
27		11:34:30	1833	Opunui, Landon		USA	USA	1:06:58	2:55	5:15:56	3:01	5:05:42
28		11:42:47	1818	Heineman, John		USA	USA	1:06:34	3:12	5:35:02	4:43	4:53:19
29		11:44:27	1841	Webster, Alex		AUS	AUS	1:17:28	3:57	6:17:59	3:35	4:01:29
30		11:59:22	1832	Maurice, Jason		USA	USA	1:02:57	2:21	5:36:14	9:13	5:08:39
31		12:12:06	1825	Scheltinga, Diederik		NLD	NLD	59:59	2:50	5:10:46	7:11	5:51:21
32		12:26:59	1843	Conte, Lois		REU	REU	1:28:08	5:10	5:57:18	5:14	4:51:11
33		14:25:30	1824	Richard, Antoine		FRA	FXX	1:15:39	5:02	6:30:15	4:42	6:29:53
34		15:59:44	1847	Yannutz, Brian		USA	USA	1:52:17	5:26	8:00:19	6:39	5:55:05
35	DNF		1839	Neumann, Frank		GER	GER	59:08	2:15			

2009 Ford Ironman World Championship Results

Age Group Results

Men 25 - 29 Awards

Place	Bla	Time	Numb	Lname	Fname	Cnt	Rep	Swim	Tr1	Bike	Tr2	Run
1		09:07:41	1683	Kuwabara, Hirotsugu		JPN	JPN	55:21	1:52	5:08:01	7:05	2:55:24
2		09:09:14	64	Rotem, Gilad		ISR	ISR	56:44	2:23	5:01:03	2:38	3:06:27
3		09:09:51	1686	Mikelson, Ian		USA	USA	58:12	2:14	4:55:20	1:47	3:12:20
4		09:15:05	1703	Helin, Pieter		BEL	BEL	1:02:25	2:31	4:58:21	2:30	3:09:19
5		09:15:16	1726	Haak, Steffen		GER	GER	1:00:53	3:43	5:00:34	2:45	3:07:23
6		09:19:36	1760	Wetzels, Michael		GER	GER	59:50	2:14	5:05:33	2:14	3:09:47
7		09:21:20	1691	Violin, Ciro		BRA	BRA	56:19	2:35	5:05:48	3:04	3:13:35
8		09:24:52	1753	Ayerza, Jon				53:24	2:13	5:14:14	3:31	3:11:32
9		09:26:17	1736	Stilgenbauer, Juergen		GER	GER	1:03:06	2:37	5:17:12	2:23	3:01:02
10		09:26:51	1728	Landon, Damien		FRA	FXX	55:49	1:56	5:03:24	2:52	3:22:51
11		09:27:49	1731	Otstot, Adam		USA	USA	59:57	3:27	5:17:39	2:50	3:03:57
12		09:28:14	1761	Delsaut, Trevor		FRA	FRA	1:05:50	3:51	5:02:30	3:07	3:12:58
13		09:35:23	1743	Suganuma, Sinya		JPN	JPN	1:04:28	3:09	5:20:41	3:39	3:03:28
14		09:35:58	1759	Thorne, Joe		USA	USA	1:08:28	3:01	5:29:38	3:34	2:51:19
15		09:37:16	1670	Bisley, Chris		NZL	NZL	56:49	3:17	5:16:41	3:30	3:17:00
16		09:39:53	1697	Stueckle, Wolfgang		ESP	GER	1:10:32	2:13	4:56:01	3:40	3:27:29
17		09:40:27	1694	Buechler, Marcus		GER	GER	59:49	2:12	5:05:38	2:59	3:29:52
18		09:40:34	1762	Schaaf, Constantin		GER	GER	1:11:16	3:54	5:11:43	2:36	3:11:07
19		09:40:51	1757	Raff, Gabriel		ARG	ARG	57:00	2:36	4:54:25	2:23	3:44:28
20		09:41:30	1716	Cureton, Ben		AUS	AUS	56:53	3:06	5:03:44	3:46	3:34:03
21		09:44:03	1734	Bauer, Sebastian		GER	GER	1:01:08	3:15	5:08:33	4:26	3:26:42
22		09:44:12	1676	Dolan, Liam		IRL	IRL	1:30:46	2:39	4:49:00	3:09	3:18:40
23		09:44:43	1732	Safrana, Pablo		AUS	AUS	56:47	2:24	5:18:53	2:29	3:24:11
24		09:44:47	1745	Lorenzen, Tom		GER	GER	58:26	7:22	4:58:39	3:52	3:36:30
25		09:46:41	1678	Battle Marcel, Marcel		ESP	ESP	1:01:43	4:11	5:20:54	2:38	3:17:16
26		09:47:48	1692	Bieler, Ueli		SWI	SWI	1:11:30	4:27	4:59:34	3:55	3:28:23
27		09:49:09	1720	Palavecino, Matias		USA	USA	58:25	2:21	5:02:56	2:15	3:43:14
28		09:49:33	1695	Craft, Matthew		AUS	AUS	1:00:50	3:00	5:14:16	2:45	3:28:44
29		09:49:39	1719	Lopes, Valentin		USA	BRA	1:02:07	3:16	5:16:17	5:01	3:23:01
30		09:50:14	1707	Martinez Torres, Enrique		ESP	ESP	1:03:05	4:14	5:13:11	3:50	3:25:57
31		09:52:11	1739	Alper, Adam		USA	USA	1:03:04	2:54	5:21:12	3:54	3:21:09
32		09:52:44	1747	Fernandez, Nicolas		FRA	FRA	56:46	1:52	5:05:10	3:02	3:45:57
33		09:52:47	1705	Ingram, Finnbar		AUS	AUS	59:43	3:29	5:07:13	2:59	3:39:26
34		09:53:41	1679	Goodall, Greg		ZAF	ZAF	56:59	2:34	5:18:36	7:37	3:27:58
35		09:54:45	1698	Sullivan, Eric		USA	USA	1:13:20	3:21	5:03:44	4:29	3:29:55
36		09:55:13	1706	Lizarra, Aimar		ESP	ESP	1:00:55	2:39	5:10:11	2:38	3:38:52



2009 Ford Ironman World Championship Results

2009 Ford Ironman World Championship Results

Age Group Results

Place	Bla	Time	Numb	Lname	Fname	Cnt	Rep	Swim	Tr1	Bike	Tr2	Run
37		09:55:22	1675	Dietze, Mathias		GER	GER	57:14	2:06	5:21:03	3:07	3:31:54
38		09:58:13	1750	Calahorra Barrutia, Mikel		ESP	ESP	59:01	2:19	5:24:50	2:55	3:29:09
39		09:58:23	1735	Silc, Franci		SVN	SVN	1:11:52	2:52	5:06:40	4:32	3:32:28
40		09:59:26	1756	McIntosh, Dan		USA	USA	1:00:51	5:46	5:25:05	3:00	3:24:46
41		10:01:28	1712	Schlaeger, Marcel		GER	GER	1:10:43	4:03	5:05:15	3:01	3:38:29
42		10:05:29	1680	Heil, Oliver		GER	GER	1:07:28	2:36	5:19:45	3:56	3:31:46
43		10:09:33	1725	Golden, Brad		USA	USA	59:20	6:31	5:20:31	5:38	3:37:33
44		10:10:16	1708	Neise, Carsten		GER	GER	1:01:31	3:41	5:15:47	3:47	3:45:32
45		10:10:57	1702	Davie, Matthew		USA	USA	53:20	3:15	5:35:43	4:45	3:33:56
46		10:12:05	1749	Scelfo, Kevin		USA	USA	1:06:11	4:48	5:20:34	6:36	3:33:57
47		10:12:58	1727	Killian, Robert		USA	USA	1:14:47	3:38	5:32:44	4:41	3:17:10
48		10:13:08	1677	Gardner, Andy		USA	USA	55:08	3:33	5:17:55	4:52	3:51:42
49		10:13:27	1722	Brown, Nicholas		USA	USA	59:03	3:15	5:13:40	2:36	3:54:55
50		10:16:35	1721	Benhabib, Larbi		CAN	CAN	1:07:27	3:24	5:16:04	4:01	3:45:41
51		10:17:16	1682	Hiramatsu, Kodo		JPN	JPN	56:43	2:06	5:52:02	4:04	3:22:23
52		10:18:27	1755	Maurer, Marco		GER	GER	1:02:11	2:42	5:08:17	2:42	4:02:36
53		10:20:44	1681	Henriksen, Kim		DNK	DNK	1:13:14	3:02	5:06:36	4:37	3:53:17
54		10:23:58	1685	McCollum, Lucas		USA	USA	1:05:13	2:07	5:05:14	3:13	4:08:12
55		10:24:14	1752	Mueller, Urs		SWI	SWI	1:01:53	3:05	5:11:30	4:45	4:03:04
56		10:29:22	1689	Stabler, Richard		GBR	GBR	1:02:42	3:44	5:10:45	8:48	4:03:25
57		10:29:30	1724	Frank, Jason		USA	USA	1:05:26	2:48	5:26:11	5:00	3:50:07
58		10:29:37	1733	Sanchez, Mauricio		USA	MEX	1:16:35	4:07	5:26:47	8:16	3:33:54
59		10:31:45	1740	Coble, Chris		USA	USA	55:40	3:37	5:19:37	4:43	4:08:09
60		10:32:28	201	MacPherson, Daniel		AUS	AUS	56:50	2:33	5:14:57	3:40	4:14:30
61		10:35:17	1693	Brown, Adam		USA	USA	57:49	3:08	5:16:10	11:19	4:06:52
62		10:38:19	1701	Bakowski, Thomas		AUS	AUS	1:05:27	3:52	5:30:09	7:24	3:51:28
63		10:39:47	1688	Schinkel, Christian		GER	GER	1:17:18	5:52	5:18:01	3:37	3:55:00
64		10:41:03	1729	Marmol, Giovanni		ECU	ECU	1:00:43	3:01	5:39:28	4:24	3:53:29
65		10:44:16	1690	Swan, Richard		NZL	NZL	1:13:17	4:12	6:05:10	4:41	3:17:00
66		10:47:55	1699	Suzuki, Kenta		JPN	JPN	56:49	2:26	5:49:11	3:20	3:56:11
67		10:48:19	1713	Springer, Chris		USA	USA	1:11:50	3:17	5:24:34	4:06	4:04:34
68		10:49:43	1684	Iadner, Justin		USA	USA	1:09:39	3:27	5:34:12	5:05	3:57:22
69		10:52:16	1718	L'Heureux, Geoff		USA	USA	1:00:45	4:16	5:26:41	3:17	4:17:20
70		10:54:48	1700	Auffray, Nicolas		FRA	FRA	1:06:39	3:16	5:24:20	3:25	4:17:09
71		10:55:45	1742	Dimech, Adam		AUS	AUS	59:21	2:39	5:37:30	7:25	4:08:52
72		10:58:11	1674	De Lima, Luis Antonio		BRA	BRA	1:00:38	2:32	5:22:05	4:49	4:28:09
73		10:58:48	1710	Ornon, Gregory		SWI	SWI	56:57	3:20	5:04:15	4:13	4:50:05
74		11:01:27	1751	Kelly, Michael		NZL	NZL	1:05:02	2:37	4:59:06	7:10	4:47:34

Age Group Results

Place	Bla	Time	Numb	Lname	Fname	Cnt	Rep	Swim	Tr1	Bike	Tr2	Run
75		11:02:35	1746	Mangeon, Mathieu		FRA	FRA	1:06:02	4:59	5:08:33	3:57	4:39:06
76		11:07:54	1696	Gonzalez, Francisco		CHL	CHL	1:03:34	3:09	5:24:52	2:52	4:33:29
77		11:08:38	1758	Sprungk, Steffen		GER	GER	1:06:51	3:02	5:09:49	3:38	4:45:19
78		11:12:09	1737	Watson, Troy		AUS	ARE	1:07:23	4:02	5:30:15	6:13	4:24:17
79		11:43:34	1738	Wehan, Christopher		USA	USA	1:14:42	5:20	6:22:23	6:07	3:55:04
80		11:52:26	1673	Cornelis, Olivier		BEL	BEL	1:19:45	4:26	6:01:53	6:52	4:19:32
81		12:06:05	1741	Corace, Sam		USA	USA	1:13:05	3:10	6:00:07	3:55	4:45:49
82		12:10:15	1754	Halliday, Darrin		USA	USA	1:19:23	3:40	6:26:19	4:59	4:15:56
83		12:52:20	1714	Tebedo, Jason		USA	USA	1:39:04	3:07	6:18:20	4:47	4:47:04
84		13:39:46	1671	Carpentier, Fabien		FRA	FRA	1:00:36	2:29	5:01:04	2:55	7:32:44
85		13:44:22	1744	Hart, Justin		USA	USA	1:18:35	4:36	6:49:06	5:27	5:26:40
86		14:19:19	1704	Hillery, Robert		USA	USA	1:21:05	4:27	6:34:34	8:45	6:10:29
87		14:41:26	1717	Harris, Jacob		USA	USA	1:28:18	5:32	7:02:57	9:48	5:54:52
88		15:10:34	1723	Davidson, Aaron		USA	USA	1:29:12	5:26	7:21:26	7:26	6:07:06
89		15:13:08	1709	Ochsner, Matt		USA	USA	1:29:20	7:36	7:49:33	6:57	5:39:44
90	DNF		42	Schmoll, Daniel		GER	GER	53:35	2:07	5:51:48	6:43	
91	DNF		1748	Scarcella, Nick		USA	USA	1:52:21	10:16			
92	DNF		1711	Raudez, Eduardo		USA	NIC	1:54:07	5:20			

Men 30 - 34 Awards

Place	Bla	Time	Numb	Lname	Fname	Cnt	Rep	Swim	Tr1	Bike	Tr2	Run
1		09:04:03	36	Werner, Stefan		GER	GER	57:15	3:03	4:40:27	2:07	3:21:12
2		09:09:06	1584	Diepart, Xavier		BEL	BEL	1:01:45	2:09	5:01:07	2:09	3:01:58
3		09:19:49	1550	De Weerd, Koen		BEL	BEL	56:50	2:57	4:52:32	3:17	3:24:15
4		09:20:40	1476	Westerberg, Staffan		USA	SWE	56:11	2:30	5:03:48	2:22	3:15:51
5		09:23:50	1575	Nastic, Igor		SWI	SWI	53:05	2:27	5:07:33	3:38	3:17:09
6		09:25:33	1567	Schroeder, Andreas		GER	GER	59:49	2:59	4:57:31	3:39	3:21:36
7		09:28:05	1512	Du Bey, Jesse		USA	USA	1:06:32	3:20	4:56:45	3:31	3:17:59
8		09:29:01	1497	Iott, Scott		USA	USA	1:08:18	3:34	5:01:15	2:12	3:13:44
9		09:29:16	1465	Gyde, Sam		BEL	BEL	1:07:17	3:56	4:55:05	3:43	3:19:17
10		09:31:25	83	Baldwin, Patrick		USA	USA	1:02:09	3:36	5:13:09	2:39	3:09:55
11		09:32:27	1484	Inkinen, Sami		USA	FIN	1:01:34	2:17	4:54:00	6:13	3:28:26
12		09:34:39	1536	Sloan, Chuck		USA	USA	1:03:21	4:00	5:13:54	3:53	3:09:33
13		09:34:59	1517	Smith, Matt		USA	USA	1:04:07	3:21	5:07:34	3:23	3:16:35
14		09:35:03	1510	Zrnic, Dalibor		SWI	SWI	1:06:19	4:03	4:56:19	2:50	3:25:33
15		09:38:48	1539	Caluwe, Dominic		BEL	BEL	1:04:18	2:22	5:11:53	3:07	3:17:10
16		09:39:21	1565	Petersen, Morten		DNK	DNK	1:00:27	2:23	5:02:47	3:27	3:30:18



2009 Ford Ironman World Championship Results

2009 Ford Ironman World Championship Results

Age Group Results

Age Group Results

Place	Bla	Time	Numb	Lname	Fname	Cnt	Rep	Swim	Tr1	Bike	Tr2	Run
17		09:40:07	1458	Beyeler, Nicolas		SWI	SWI	1:02:24	3:25	5:03:48	2:49	3:27:42
18		09:40:24	1598	Wienbreier, Daniel		GER	GER	1:02:13	2:44	5:02:31	7:25	3:25:33
19		09:41:44	1577	Armstrong, Hayden		AUS	AUS	58:17	4:08	5:07:53	3:16	3:28:13
20		09:42:06	1468	Lamastra, James		USA	USA	53:28	2:27	5:17:13	6:32	3:22:28
21		09:43:15	1569	Veldeman, Stijn		BEL	BEL	1:03:36	3:20	5:13:13	3:14	3:19:54
22		09:43:34	1528	Merciris, Fabien		FRA	FRA	1:07:18	4:02	4:54:53	3:21	3:34:01
23		09:43:50	1595	Reimann, Frank		GER	GER	1:03:28	3:23	5:05:05	2:53	3:29:04
24		09:44:44	1525	Jacquot, Cedric		FRA	FRA	1:24:13	4:15	5:07:10	3:10	3:05:58
25		09:45:13	1453	Attamimi, Assad		SGP	AUS	1:02:09	2:18	5:15:30	2:23	3:22:56
26		09:46:58	1549	De Laeter, Sietse		BEL	BEL	58:19	2:33	5:00:41	2:21	3:43:05
27		09:47:07	1555	Ganter, Chris		USA	USA	1:05:46	3:04	5:14:12	3:08	3:21:00
28		09:47:30	1492	Cox, Russell		GBR	GBR	1:09:47	4:09	5:15:21	3:37	3:14:37
29		09:47:57	1463	Dykyj, Darian		USA	USA	1:07:12	2:18	5:10:28	4:09	3:23:51
30		09:48:37	1461	Cordovez, Pedro		PAN	PAN	1:03:45	2:16	5:10:53	4:21	3:27:23
31		09:48:50	1513	Huster, Daniel		GER	GER	1:07:16	2:46	5:03:10	7:21	3:28:19
32		09:49:41	1508	Sonnack, Christoph		GER	GER	1:05:08	3:05	5:04:01	3:25	3:34:04
33		09:49:43	1521	Baumgartner, Harald		AUT	AUT	1:05:30	4:41	5:12:57	3:34	3:23:03
34		09:51:19	1532	Person, Marc		AUS	AUS	1:00:49	4:11	5:10:17	4:32	3:31:32
35		09:52:22	1519	Alvarez Gomez, Ivan		ESP	ESP	1:05:09	4:19	5:24:53	3:42	3:14:22
36		09:52:26	1503	Low, Markus		GER	GER	1:03:40	2:29	5:15:08	3:12	3:28:00
37		09:52:37	1455	Belfort, Bruno		GER	BRA	57:51	2:51	5:21:05	3:27	3:27:25
38		09:52:49	1581	Bush, Cameron		CAN	CAN	1:03:03	3:17	5:28:52	3:13	3:14:25
39		09:53:29	1526	Krebs, Philippe		USA	SWI	55:19	3:18	5:08:24	3:38	3:42:52
40		09:53:55	1499	Johnson, Steve		USA	USA	1:06:55	2:55	5:20:47	2:28	3:20:51
41		09:55:31	1591	Mannweiler, Daniel		GER	GER	1:05:54	3:29	5:11:14	4:13	3:30:44
42		09:56:31	1537	Troise, Stefano		ITA	ITA	59:41	3:22	5:26:50	3:19	3:23:21
43		09:56:59	1535	Santos, Fabiano		BRA	BRA	56:48	2:57	5:22:23	4:20	3:30:34
44		09:57:18	1475	Unsleber, Markus		GER	GER	1:01:25	2:48	5:22:25	3:41	3:27:02
45		09:57:19	1489	Ashton, Nathan		AUS	AUS	1:05:31	3:09	4:59:16	2:35	3:46:50
46		09:57:30	1534	Reupichler, Herwig		AUT	AUT	1:06:48	4:19	5:25:22	2:47	3:18:16
47		09:57:49	1456	Bermejo Barnils, Sergi		ESP	ESP	1:03:07	4:36	5:11:37	4:07	3:34:23
48		09:58:34	1454	Santasusana, Carlos		ESP	ESP	1:03:59	3:42	5:34:32	3:47	3:12:36
49		09:58:50	1548	Christenson, B.J.		USA	USA	58:15	2:16	5:32:56	3:42	3:21:43
50		09:58:53	1572	Brooks, Alex		GBR	GBR	1:09:56	3:40	5:27:57	2:52	3:14:30
51		09:59:13	1579	Bosl, Michael		USA	USA	1:10:52	2:32	5:25:07	4:21	3:16:24
52		09:59:55	1578	Baelus, Dirk		BEL	BEL	1:04:28	2:32	5:23:54	3:08	3:25:54
53		10:00:27	1462	De Paolis, Luca		ITA	ITA	1:13:30	5:26	5:11:46	5:59	3:23:48
54		10:00:38	1486	Litwora, Dan		USA	USA	1:04:24	2:57	5:04:57	3:16	3:45:06

Place	Bla	Time	Numb	Lname	Fname	Cnt	Rep	Swim	Tr1	Bike	Tr2	Run
55		10:01:29	1514	Kristensen, Allan		DNK	DNK	1:05:38	4:27	5:02:59	4:21	3:44:06
56		10:02:03	1588	Kurian, Joe		USA	USA	1:02:55	2:47	4:56:51	5:43	3:53:49
57		10:02:08	1467	Koch, Kevin		USA	USA	1:18:41	4:00	5:08:29	4:03	3:26:58
58		10:02:18	1527	Lindberg, Pontus		SWE	SWE	1:00:35	3:01	5:21:39	2:47	3:34:18
59		10:02:30	1520	Barr, Dave		Aus	AUS	1:03:53	3:29	5:14:08	3:50	3:37:12
60		10:03:31	1586	Fouhy, Ben		NZL	NZL	56:32	5:11	5:31:30	4:47	3:25:34
61		10:03:41	1547	Chazal, Rodolphe		FRA	FRA	1:01:40	1:56	5:07:59	2:31	3:49:37
62		10:04:34	1480	Zucco, Adam		USA	USA	56:25	5:12	5:13:02	6:51	3:43:06
63		10:05:18	1530	Netzer, Gabriel		AUT	AUT	1:15:11	4:01	5:14:12	3:15	3:28:40
64		10:06:54	1472	Riff, Joshua		USA	ISR	1:03:32	3:35	5:09:09	4:40	3:46:01
65		10:11:57	1518	Straub, Curtis		USA	USA	1:09:14	3:00	5:16:46	2:15	3:40:43
66		10:12:09	1545	Bryce, Graeme		GBR	GBR	59:01	3:05	5:21:28	2:58	3:45:39
67		10:12:11	1538	Villaume, Cyrille		FRA	FRA	1:15:07	4:09	5:31:52	3:46	3:17:20
68		10:13:13	1502	Lawson, Adrian		CAN	CAN	1:14:58	3:24	5:28:30	3:49	3:22:35
69		10:14:49	1540	Manietta, Kristian		AUS	AUS	1:02:21	2:17	5:09:18	8:01	3:52:53
70		10:15:34	1464	Goldoni, Gaetano		PAN	PAN	1:05:11	2:14	5:09:06	2:43	3:56:22
71		10:16:25	1552	Eppinger, Robert		AUS	AUS	1:09:49	4:50	5:26:53	3:36	3:31:19
72		10:16:44	1562	McCarroll, Charles		USA	USA	1:04:13	3:45	5:20:59	4:15	3:43:34
73		10:16:56	1491	Blaser, Beat		SWI	SWI	1:06:10	4:59	5:20:08	4:12	3:41:28
74		10:17:10	1599	Faivre-Pierret, Pascal		FRA	FRA	57:01	2:43	5:38:16	4:38	3:34:34
75		10:17:14	1571	Bokhoven, Nick		USA	USA	1:07:11	3:07	5:27:48	2:37	3:36:34
76		10:19:44	1488	Arlandson, Dan		USA	ATA	58:48	4:24	5:08:45	14:37	3:53:12
77		10:21:45	1542	Blake, Duncan		AUS	AUS	59:47	3:48	5:25:31	4:13	3:48:29
78		10:24:29	1551	Ebner, Uwe		AUT	AUT	1:06:04	4:29	5:34:32	3:44	3:35:43
79		10:25:33	1470	Murphy, Brendan		USA	USA	56:45	3:03	5:16:57	4:37	4:04:12
80		10:25:52	1529	Napier, Mathew		USA	USA	1:06:20	4:57	5:25:15	4:20	3:45:02
81		10:26:49	1553	Felbabel, Erich		HKG	FRA	1:07:13	2:07	5:16:25	4:49	3:56:16
82		10:28:19	1582	Cornman, Jeremy		USA	USA	1:05:56	4:19	5:33:46	3:32	3:40:48
83		10:28:23	1554	Fronhofer, Paul		USA	USA	1:06:22	3:20	5:14:39	4:09	3:59:54
84		10:29:20	1482	Depuiset, Vincent		FRA	FRA	1:19:54	4:58	5:32:09	3:34	3:28:47
85		10:30:57	1585	Ferreira Da Silva, Antonio		BRA	BRA	57:06	2:52	5:09:41	2:53	4:18:26
86		10:32:14	1590	Lobato, Cesar		ARG	ARG	1:17:33	3:16	5:20:55	3:59	3:46:33
87		10:33:11	1481	Bellew, Mark		AUS	AUS	1:10:42	5:35	4:49:55	5:01	4:22:00
88		10:34:25	1479	Wyss, Manuel		AUT	SWI	55:45	2:03	5:19:30	6:06	4:11:03
89		10:36:10	1473	Santos, Cristiano		BRA	BRA	1:06:25	4:11	5:28:39	6:13	3:50:44
90		10:37:08	1592	Mullenix, Andrew		USA	USA	59:46	3:29	4:50:05	4:04	4:39:47
91		10:37:10	1570	Wessling, Bengt		GER	GER	59:45	2:33	5:21:28	2:57	4:10:29
92		10:37:11	1568	Shatrov, Vlad		AUS	AUS	1:03:55	3:06	5:24:34	4:20	4:01:17



2009 Ford Ironman World Championship Results

2009 Ford Ironman World Championship Results

Age Group Results

Age Group Results

Place	Bla	Time	Numb	Lname	Fname	Cnt	Rep	Swim	Tr1	Bike	Tr2	Run
93		10:37:31	1490	Bauer, Thomas		GER	GER	1:00:45	2:22	5:25:14	4:32	4:04:41
94		10:38:57	1498	Jaruszewski, Kevin		USA	USA	1:10:20	3:23	5:36:39	3:24	3:45:12
95		10:39:37	1504	Preissl, Ralf		GER	GER	1:06:23	3:22	5:40:01	5:14	3:44:39
96		10:40:29	1563	Panarella, Francesco		ITA	ITA	1:06:47	3:19	5:37:51	3:58	3:48:36
97		10:44:01	1531	Perez, Corey		USA	USA	1:01:35	6:17	5:45:41	7:04	3:43:26
98		10:44:14	1597	Tumiatti, Fabio		ESP	BRA	59:45	4:11	5:28:10	3:36	4:08:35
99		10:47:01	1474	Teramoto, Yoshiaki		JPN	JPN	1:29:57	3:02	5:28:16	3:49	3:41:58
100		10:47:45	1522	Columbine, Glenn		AUS	AUS	1:07:27	4:31	5:38:15	5:31	3:52:03
101		10:50:46	1485	Kennedy, Chris		CAN	CAN	1:06:39	3:51	5:31:46	3:26	4:05:06
102		10:51:30	1469	Mendoza, Jorge Juan		ESP	ESP	1:11:38	3:49	5:31:27	4:36	4:00:01
103		10:52:19	1459	Bolin, Scott		USA	USA	1:20:07	6:10	5:30:58	6:16	3:48:49
104		10:54:39	1460	Burkhard, Sascha		GER	GER	1:05:57	3:50	5:45:27	3:40	3:55:48
105		10:55:17	1477	White, John		CAN	CAN	1:11:39	3:54	6:07:35	3:33	3:28:37
106		10:57:53	1516	Noren, Erik		SWE	SWE	1:11:36	2:52	5:30:48	3:18	4:09:21
107		10:58:53	1543	Brodziak, Andrew		GBR	GBR	1:08:20	3:19	5:47:19	3:41	3:56:16
108		11:00:14	1524	Irtel, Thiemo		SWI	GER	1:04:33	3:56	5:45:09	5:30	4:01:08
109		11:00:20	1564	Pawel, Torsten		GER	GER	1:11:56	5:12	6:01:28	2:47	3:39:00
110		11:00:49	1560	Johnson, Jeremy		USA	USA	1:02:18	5:08	5:43:24	4:31	4:05:30
111		11:05:11	1566	Schmitz, Ruben		GER	GER	1:12:41	3:29	5:19:48	3:05	4:26:11
112		11:08:23	1478	Wilking, Brett		USA	USA	1:12:38	5:19	5:51:18	5:25	3:53:45
113		11:08:28	1589	Littler, Bevan		NZL	NZL	1:02:29	3:36	5:36:08	4:42	4:21:35
114		11:12:08	1495	Fukuta, Tsukasa		JPN	JPN	1:06:57	2:50	5:19:20	3:15	4:39:47
115		11:23:12	1556	Golle, Anthony		AUS	AUS	1:00:59	5:18	5:45:11	6:58	4:24:49
116		11:26:00	1574	Martin, Brent		USA	USA	1:09:10	3:33	5:56:04	6:00	4:11:14
117		11:29:17	1576	Serna, Inaki		ESP	ESP	59:12	3:44	5:29:32	3:43	4:53:07
118		11:44:49	1501	Kramer, Jeffrey		USA	USA	1:00:34	4:40	6:01:36	5:34	4:32:27
119		11:48:24	1466	Kemeny, Charles		USA	USA	56:44	4:33	5:29:39	13:18	5:04:12
120		11:51:44	1494	Cunha, Marcio		BRA	BRA	1:02:23	2:47	5:45:55	4:07	4:56:34
121		11:53:21	1483	Fambonne, Alexandre		FRA	FRA	1:01:31	2:15	5:29:03	5:42	5:14:52
122		11:54:58	1593	Ureta, Pablo		SWI	ARG	57:50	1:59	5:04:50	4:36	5:45:45
123		12:09:50	1487	Shead, Guy		AUS	AUS	1:07:32	3:47	5:52:02	4:21	5:02:10
124		13:06:42	1583	Cringle, Carl		USA	USA	1:32:53	3:45	6:53:28	5:40	4:30:59
125		13:24:13	1493	Crosland, Bryan		USA	USA	1:21:23	5:35	6:07:55	9:09	5:40:12
126		13:34:54	1580	Brown, Michael		USA	USA	1:25:32	8:07	7:06:57	11:06	4:43:14
127		13:35:47	1594	Powers, Barrett		USA	USA	1:17:41	5:53	7:09:57	4:39	4:57:39
128		13:37:58	1511	Barr, Kevin		USA	USA	1:13:46	6:19	6:41:55	7:47	5:28:12
129		13:57:44	1507	Salvia, Dimas		USA	USA	1:14:01	7:34	6:48:59	16:30	5:30:42
130		14:28:52	1515	Land, Greg		USA	USA	1:39:52	9:11	7:05:25	9:22	5:25:05

Place	Bla	Time	Numb	Lname	Fname	Cnt	Rep	Swim	Tr1	Bike	Tr2	Run
131		14:40:55	1509	Stokes, Mark		AUS	AUS	1:13:42	6:20	6:38:40	6:36	6:35:39
132		14:46:59	1546	Cannon, Miles		USA	USA	1:26:56	3:52	6:58:07	4:08	6:13:57
133		14:59:12	1561	Lichtenstern, Albert		GER	GER	1:27:59	4:03	7:29:34	8:34	5:49:04
134		15:09:59	1558	Heinrich, Regan		USA	USA	1:33:26	7:56	7:02:20	18:56	6:07:23
135	DNF		1559	Hemet, Nicolas		FRA	FRA	58:40	2:58			
136	DNF		1601	Veldeman, Stefaan		BEL	BEL	59:57	5:02	5:15:37	5:59	
137	DNF		1587	Gokel, Joury		BEL	BEL	1:01:19	2:23	5:03:10	2:44	
138	DNF		1500	Knuth, Cameron		USA	USA	1:01:31	4:10	5:15:02	5:29	
139	DNF		1600	Pena, Borja		ESP	ESP	1:03:42	3:06	6:48:46	10:42	
140	DNF		1496	Harper, Hayden		NZL	NZL	1:05:58	5:10	5:34:45	12:56	
141	DNF		1533	Powell, Matthew		USA	USA	1:11:12	3:58	5:56:03		
142	DNF		1544	Brown, Shaun		NZL	NZL	1:26:09	11:07	7:44:37	11:39	
143	DNF		196	Hoover, Matthew		USA	USA	1:37:43	6:09	8:05:53	11:37	

Men 35 - 39 Awards

Place	Bla	Time	Numb	Lname	Fname	Cnt	Rep	Swim	Tr1	Bike	Tr2	Run
1		09:01:32	1266	Mueller, Christian		GER	GER	1:00:21	2:51	4:47:10	3:00	3:08:12
2		09:08:49	73	Schifferle, Mike		SWI	SWI	1:05:43	3:03	4:42:48	3:20	3:13:57
3		09:09:59	52	Nielsen, Tommy		DNK	DNK	56:41	2:47	4:51:57	4:01	3:14:36
4		09:15:13	86	Veith, Roman		GER	GER	58:53	2:59	5:03:22	3:04	3:06:58
5		09:17:13	40	Hola, Tim		USA	USA	53:14	2:05	5:04:06	3:28	3:14:22
6		09:18:00	1244	Okayay, Mustafa		GER	GER	1:05:19	3:38	4:57:04	2:53	3:09:07
7		09:20:52	1305	Jansen, Mark		SGP	AUS	1:02:34	2:35	4:56:24	2:57	3:16:24
8		09:22:11	90	Invernizzi, Bruno		CHE	SWI	59:24	2:15	5:11:20	2:15	3:06:58
9		09:23:07	97	Houzelle, Fabrice		FRA	FRA	1:06:08	2:51	4:59:31	2:22	3:12:17
10		09:23:24	1292	Buxhofer, Matthias		AUT	AUT	1:07:07	2:49	4:51:31	6:44	3:15:15
11		09:24:28	1260	McGrath, Jeff		NZL	NZL	1:02:50	3:30	5:09:32	2:53	3:05:44
12		09:27:46	1377	Naylor, Timothy		USA	USA	1:06:18	3:46	5:08:25	3:36	3:05:43
13		09:30:59	1308	Kraeuchi, Michel		SWI	SWI	1:05:41	3:00	4:52:09	2:38	3:27:32
14		09:31:11	1304	Howse, Andrew		AUS	NZL	1:09:46	2:11	5:04:38	3:37	3:11:01
15		09:31:33	87	Muralter, Hans		AUT	AUT	1:11:50	3:09	4:59:24	2:20	3:14:52
16		09:34:24	1294	Cuq, Jerome		FRA	FXX	1:02:49	3:21	5:03:58	2:59	3:21:19
17		09:36:23	1256	Jonischkeit, Thorsten		GER	GER	1:09:37	3:09	4:53:03	2:01	3:28:35
18		09:36:27	1307	Philippe, Jerome		BEL	BEL	1:09:26	2:29	5:09:31	3:00	3:12:02
19		09:36:54	1295	Dal Maso, Filippo		ITA	ITA	1:09:58	2:57	5:06:51	3:38	3:13:31
20		09:37:11	1371	Wiesner, Daniel		GER	GER	1:01:56	3:30	4:52:19	2:42	3:36:46
21		09:37:35	1186	Legouge, Denis		FRA	FRA	58:39	2:45	5:06:17	7:31	3:22:25



2009 Ford Ironman World Championship Results

2009 Ford Ironman World Championship Results

Age Group Results

Age Group Results

Place	Bla	Time	Numb	Lname	Fname	Cnt	Rep	Swim	Tr1	Bike	Tr2	Run
22		09:39:07	1323	Siede, John		AUS	AUS	1:03:52	2:46	4:56:57	7:38	3:27:56
23		09:39:35	1185	Krickel, Alain		BEL	BEL	58:24	3:02	5:09:56	6:47	3:21:29
24		09:39:57	1225	Niederau, Dirk		GER	GER	56:59	2:34	5:09:04	8:13	3:23:09
25		09:40:11	1326	Yamamoto, Shingo		JPN	JPN	1:05:05	4:13	5:13:46	2:22	3:14:47
26		09:40:37	1378	Pady, Richard		CAN	CAN	56:51	2:44	5:06:56	4:16	3:29:52
27		09:42:50	1183	Kaminski, Brian		USA	USA	56:39	2:55	5:17:22	4:38	3:21:18
28		09:43:56	1314	Modonesi, Carlo		ITA	ITA	1:03:38	3:44	5:06:00	2:06	3:28:29
29		09:46:25	1209	Casey, Christopher		USA	USA	1:13:47	3:23	5:07:55	2:50	3:18:32
30		09:47:09	1325	Wilson, Jared		USA	USA	1:04:57	3:13	5:19:48	4:49	3:14:24
31		09:47:27	1287	Bartkowiak, Jens		GER	GER	1:00:56	3:11	5:14:45	4:02	3:24:34
32		09:47:41	1355	Laureyns, Peter		BEL	BEL	1:00:48	2:26	5:08:56	5:04	3:30:29
33		09:48:39	1203	Kinsley, Nicolas		ZAF	ZAF	1:00:57	3:34	5:28:56	5:07	3:10:08
34		09:49:35	1284	Krombach, Christian		LUX	LUX	58:50	2:23	5:16:56	6:47	3:24:41
35		09:50:05	1320	Saudemont, Manoel		FRA	FXX	1:05:47	3:57	5:09:54	4:11	3:26:18
36		09:50:08	1348	Forlani, Simone		ITA	ITA	1:04:18	3:36	4:49:30	3:03	3:49:44
37		09:51:27	1212	Duller, Stefan		AUT	AUT	1:12:02	3:15	5:14:43	3:31	3:17:58
38		09:51:33	1352	Kirkwood, Craig		NZL	NZL	1:04:05	3:05	5:20:54	3:08	3:20:21
39		09:51:40	1232	Briquez, Stephane		FRA	FRA	1:07:54	2:54	5:08:08	3:49	3:28:58
40		09:52:24	1190	Silkjaer, Niels-Otto		DNK	DNK	1:05:53	3:31	4:54:16	3:46	3:44:59
41		09:52:33	1344	Cipollini, Nazzareno		ITA	ITA	1:09:51	4:18	5:08:08	5:42	3:24:37
42		09:52:41	1289	Becker, Sebastien		FRA	FRA	1:01:29	3:54	5:15:27	9:43	3:22:10
43		09:53:15	1341	Barnett, Ryan		USA	USA	1:01:43	3:03	5:04:23	3:50	3:40:17
44		09:53:18	1191	Sink, Tomaz		SVN	SVN	59:13	2:41	5:19:54	3:44	3:27:47
45		09:54:05	1296	Doyle, Declan		GBR	IRL	1:10:20	8:16	5:09:58	3:17	3:22:16
46		09:54:13	1338	Terranova, Paul		USA	USA	1:05:11	2:44	5:26:26	2:45	3:17:10
47		09:54:20	1243	Matheson, David		CAN	CAN	1:01:11	3:22	5:17:13	3:58	3:28:38
48		09:54:31	1216	Jarrett, Chad		USA	USA	1:06:29	4:43	5:16:35	3:45	3:23:00
49		09:54:35	1297	Dullnig, Stefan		AUT	AUT	1:15:25	3:18	5:25:27	2:07	3:08:19
50		09:55:23	1178	Fredin, Kyle		USA	USA	1:06:26	3:57	5:26:21	4:18	3:14:22
51		09:55:34	1362	Nikolopoulos, Alexander		GER	GRC	1:08:18	3:12	4:56:16	5:57	3:41:52
52		09:56:08	1370	Vohmann, Adam		AUS	AUS	1:02:10	3:00	5:06:08	3:10	3:41:42
53		09:57:13	1321	Schuler, Brido		SWI	SWI	1:19:08	4:18	4:46:59	3:13	3:43:38
54		09:58:58	1274	Smith, Marcus		AUS	AUS	1:03:40	3:18	5:06:36	2:43	3:42:44
55		09:59:35	1215	Gotzler, Mike		USA	USA	1:06:49	3:41	5:21:39	3:51	3:23:37
56		10:02:56	1286	Milson, Scott		AUS	AUS	1:00:00	2:52	5:47:20	3:29	3:09:16
57		10:02:59	1340	Gonzales, Patricio		SPA		1:09:50	3:22	5:22:07	3:08	3:24:33
58		10:03:08	1318	Raspanti, Christian		ARG	ARG	1:06:53	3:18	5:19:01	2:46	3:31:13
59		10:03:29	1242	Kensington, Nicholas		GBR	NZL	1:02:09	2:19	5:09:19	7:49	3:41:55

Place	Bla	Time	Numb	Lname	Fname	Cnt	Rep	Swim	Tr1	Bike	Tr2	Run
60		10:04:13	1210	Clark, Ethan		AUS	AUS	1:05:34	2:08	4:59:46	2:12	3:54:36
61		10:07:11	1217	Kovac, Tomaz		SVN	SVN	1:10:00	4:29	5:22:44	2:51	3:27:10
62		10:08:38	1211	Doyle, Elliott		USA	GBR	1:06:48	3:12	5:20:23	3:23	3:34:54
63		10:09:04	1360	Meinicke, Darren		AUS	AUS	1:03:58	2:49	5:08:31	5:59	3:47:49
64		10:09:08	1205	Aldebert, Vincent		FRA	FRA	1:13:41	3:32	5:01:16	3:36	3:47:05
65		10:09:09	1237	Wozniakowski, Paul		USA	USA	1:21:19	5:34	5:12:54	4:43	3:24:40
66		10:10:26	1188	Rizzi, Joe		CAN	CAN	1:04:08	3:47	5:21:06	3:22	3:38:06
67		10:11:12	1310	Matsushita, Atsushi		JPN	JPN	1:11:51	2:06	5:37:29	3:30	3:16:19
68		10:11:31	1350	Henry, Yannick		FRA	FRA	1:07:47	3:35	5:22:13	3:09	3:34:49
69		10:11:44	1363	Novoa, Alejandro		ARG	ARG	58:58	2:22	5:04:38	3:36	4:02:12
70		10:13:14	1196	West, Mitch		USA	USA	1:01:18	3:57	5:21:10	5:09	3:41:42
71		10:13:18	1275	Spycher, Dominik		SWI	SWI	1:01:07	4:09	5:14:01	5:20	3:48:43
72		10:13:23	1315	Pfaehler, Mathias		GER	GER	1:13:43	2:46	4:53:56	3:45	3:59:15
73		10:13:51	1273	Shiflett, Bryan		USA	USA	1:05:57	3:13	5:16:52	2:41	3:45:10
74		10:14:20	1317	Ramsey, Christopher		USA	USA	1:06:17	3:46	5:26:46	4:45	3:32:47
75		10:14:29	1313	Meister, Thierry		FRA	FRA	1:04:14	6:15	5:05:14	3:25	3:55:23
76		10:14:29	1288	Becht, Jerome		FRA	FRA	1:01:25	2:28	5:16:49	3:49	3:50:00
77		10:15:28	1373	Braendli, Reto		SWI	SWI	1:08:08	3:53	5:22:25	4:29	3:36:33
78		10:15:37	1291	Bigglestone, Benjamin		USA	GBR	58:57	2:53	5:19:42	4:14	3:49:53
79		10:15:41	1366	Preem, Kurt		BEL	BEL	1:00:52	3:05	5:11:23	2:17	3:58:07
80		10:15:48	1279	Bachl, Christopher		USA	USA	1:06:08	2:58	5:09:04	8:08	3:49:32
81		10:16:10	1293	Cochrane, Richard		USA	USA	1:13:59	3:28	5:41:09	3:37	3:13:58
82		10:16:22	1380	Stastny-Babitsch, Juergen		AUT	AUT	1:22:27	2:30	5:10:30	3:31	3:37:26
83		10:16:54	1246	Amatucci, Ezio		ITA	ITA	1:11:59	3:19	5:19:02	3:24	3:39:12
84		10:17:04	1301	Goodlad, Martin		GBR	GBR	1:01:16	3:18	5:17:04	3:31	3:51:56
85		10:17:15	1368	Scott, Brian		USA	USA	1:10:35	3:03	5:16:34	3:23	3:43:42
86		10:17:18	1283	Kromar, Damjan		SVN	SVN	1:06:04	2:50	5:13:42	3:06	3:51:38
87		10:19:15	1184	Kincaid, Jason		CAN	CAN	1:08:13	4:06	5:23:38	9:49	3:33:31
88		10:21:19	1229	Riseley, Mark		IRL	IRL	1:09:45	2:27	5:22:44	2:44	3:43:41
89		10:21:22	1245	Rose, Nick		GBR	GBR	1:09:19	2:54	5:23:24	4:50	3:40:56
90		10:22:07	1230	Schreck, Marco		GER	GER	1:03:02	2:45	5:27:49	4:05	3:44:29
91		10:22:08	1306	Janta, Sebastian		GER	GER	1:06:12	2:50	5:20:13	5:19	3:47:35
92		10:22:59	1327	Zangen, Dirk		BEL	GER	1:01:06	4:16	5:08:16	3:56	4:05:28
93		10:23:18	1214	Erat, Pablo		FIN	FIN	58:54	2:28	5:21:56	3:05	3:56:57
94		10:23:34	1241	Gervais, Greg		USA	USA	1:06:05	4:27	5:18:00	3:21	3:51:44
95		10:24:01	1262	Mengering, Glenn		USA	CAN	1:01:33	3:17	5:08:16	3:08	4:07:49
96		10:25:02	1270	Pavoni, Ronan		PAN	ARG	1:01:24	2:23	5:10:48	2:27	4:08:02
97		10:26:44	1302	Guthrie, Lee		USA	USA	56:52	2:30	5:38:18	3:56	3:45:10



2009 Ford Ironman World Championship Results

2009 Ford Ironman World Championship Results

Age Group Results

Age Group Results

Place	Bla	Time	Numb	Lname	Fname	Cnt	Rep	Swim	Tr1	Bike	Tr2	Run
98		10:26:46	1258	Marti, Reto		SWI	SWI	1:06:09	3:44	5:26:17	5:12	3:45:25
99		10:26:53	1328	Barcelo, Eduard		AND	AND	1:10:03	3:45	5:22:18	2:51	3:47:58
100		10:27:36	1252	Ganser, Markus		GER	GER	1:08:17	4:06	4:57:44	2:26	4:15:05
101		10:28:18	1233	Testoni, Mauricio		ARG	ARG	1:04:57	3:40	5:20:30	3:47	3:55:26
102		10:28:33	1351	Cattori, Jean-Marc		SWI	SWI	57:42	2:09	5:09:09	2:27	4:17:08
103		10:28:37	1364	Parteder, Hannes		AUT	AUT	1:07:19	3:29	5:25:06	3:36	3:49:08
104		10:28:39	1238	Aurich, Frank		GER	GER	1:17:59	3:49	5:33:33	5:00	3:28:20
105		10:29:13	1303	Hoppo, Noriyasu		JPN	JPN	1:14:04	3:59	5:47:46	3:34	3:19:52
106		10:30:12	1213	Dwyer, Patrick		USA	USA	1:04:56	3:37	5:42:45	4:39	3:34:17
107		10:30:18	1265	Morgenfeld, Todd		USA	USA	1:07:22	4:14	5:41:09	5:42	3:31:54
108		10:31:43	1324	Terzi, Christophe		FRA	FRA	1:03:12	2:51	5:30:11	3:06	3:52:24
109		10:32:30	1369	Smith, Ryan		CAN	CAN	1:07:28	4:22	5:20:54	3:52	3:55:56
110		10:34:17	1336	Marti, Tom		SWI	SWI	1:06:03	5:18	5:24:14	4:05	3:54:39
111		10:34:29	1285	Luconi, Galliano		CRI	CRI	1:10:48	2:26	5:36:26	3:27	3:41:23
112		10:34:35	1198	Jorgensen, Jorgen		DNK	DNK	1:12:03	3:47	5:47:38	3:05	3:28:05
113		10:34:52	1332	Gers, Jason		USA	USA	1:14:13	2:48	5:40:36	3:54	3:33:22
114		10:35:05	1179	Healing, Paul		USA	USA	1:04:11	3:01	5:14:11	3:41	4:10:03
115		10:36:20	1227	Picicci, Sam		USA	USA	1:05:58	2:23	5:20:46	4:29	4:02:46
116		10:36:22	1311	McDonald, Deiter		AUS	AUS	1:02:05	3:30	5:17:21	4:33	4:08:54
117		10:36:32	1175	Blattner, Andreas		SWI	SWI	1:06:17	5:09	5:21:37	5:29	3:58:02
118		10:37:12	1367	Schaar, Martin		GER	GER	1:14:48	6:17	5:28:48	3:24	3:43:58
119		10:37:44	1349	Gaskin, Dean		NZL	NZL	1:05:48	4:58	5:30:50	11:48	3:44:23
120		10:39:21	1282	Kolkea, Trevor		CAN	CAN	1:13:00	3:00	5:22:41	5:39	3:55:02
121		10:41:25	1174	Arai, Takashi		JPN	JPN	1:02:16	4:05	5:46:40	6:50	3:41:36
122		10:44:04	1376	Hotham, Scott		NZL	NZL	1:07:44	5:15	5:18:45	5:28	4:06:54
123		10:45:25	1299	Friend, Simon		AUS	AUS	1:00:24	3:29	5:14:45	3:36	4:23:13
124		10:45:29	1223	Monk, Timothy		USA	USA	58:58	4:29	5:41:49	5:04	3:55:11
125		10:46:27	1248	Boos, Allan		CAN	CAN	1:02:44	2:35	5:29:22	4:05	4:07:43
126		10:49:16	1176	Blow, Gregg		USA	USA	1:07:21	4:37	5:14:49	4:47	4:17:44
127		10:49:19	1193	Taylor, Marty		USA	USA	1:07:13	3:29	5:29:54	2:59	4:05:45
128		10:49:30	1218	Lloyd, Ben		USA	GBR	1:05:35	3:28	5:35:40	4:25	4:00:25
129		10:49:57	1221	Mangold, Christian		GER	GER	1:22:02	2:43	5:32:40	2:45	3:49:48
130		10:50:28	1300	Gac, Scott		USA	USA	1:09:57	3:59	5:20:11	5:42	4:10:40
131		10:51:33	1277	Woelfert, Tobias		USA	GER	57:07	4:04	5:37:30	6:01	4:06:52
132		10:52:51	1356	Lidster, Laird		CAN	CAN	1:29:58	3:35	5:44:17	4:07	3:30:57
133		10:54:06	1333	Herget, Ted		USA	USA	1:18:24	4:53	5:37:34	3:44	3:49:35
134		10:54:16	1202	Grey, Kevin		ZAF	ZAF	1:05:34	4:37	5:20:43	3:38	4:19:46
135		10:54:41	1254	Henggeler, Daniel		SWI	SWI	1:08:29	2:57	5:31:32	3:39	4:08:07

Place	Bla	Time	Numb	Lname	Fname	Cnt	Rep	Swim	Tr1	Bike	Tr2	Run
136		10:54:50	1264	Mikkelsen, Jasper		CYM	DNK	1:00:51	4:13	5:18:59	6:09	4:24:39
137		10:58:09	1192	Stemmet, Johan		ZAF	ZAF	1:22:10	3:01	5:32:58	5:15	3:54:47
138		10:59:32	1357	Maizey, Adrian		USA	ZAF	1:11:58	5:52	5:49:39	5:14	3:46:51
139		11:01:35	1272	Schulten, Chris		USA	USA	1:17:32	4:37	5:31:29	5:21	4:02:38
140		11:02:05	1234	Thull, Patrick		GER	GER	1:17:48	3:54	5:30:42	3:17	4:06:26
141		11:03:51	1189	Ryan, Alan		USA	USA	1:08:27	4:45	5:44:11	4:05	4:02:24
142		11:04:47	1239	Capobianco, Jeffrey		USA	USA	1:20:42	4:34	6:11:43	3:31	3:24:19
143		11:05:00	1228	Richardson, Robert		USA	USA	1:11:36	3:19	5:45:03	3:40	4:01:24
144		11:07:46	1235	Vinck, Igor		BEL	BEL	1:25:30	4:01	5:53:40	5:32	3:39:05
145		11:08:32	1180	Hessian, John		USA	USA	1:09:40	3:54	5:16:02	4:47	4:34:12
146		11:11:52	1334	Jallard, Chris		AUS	AUS	56:49	4:06	5:40:24	7:18	4:23:17
147		11:12:26	1268	Painter, Glyn		GBR	GBR	1:10:31	4:47	5:14:04	3:34	4:39:31
148		11:13:29	1200	Loughney, Scott		USA	USA	1:13:47	4:40	5:54:52	6:44	3:53:29
149		11:16:21	1361	Morriss, Darren		AUS	AUS	1:09:49	4:32	5:34:54	4:58	4:22:11
150		11:19:22	1319	Romano Neto, Otavio		BRA	BRA	1:10:12	4:01	5:52:02	5:00	4:08:09
151		11:19:24	1372	Worth, Jeffrey		AUS	AUS	59:28	3:40	5:35:08	3:28	4:37:44
152		11:20:26	1312	Meister, Mathieu		FRA	FRA	1:05:14	4:02	5:14:29	7:42	4:49:01
153		11:21:54	1290	Bezard, Arnaud		FRA	FRA	1:04:01	4:22	5:10:35	4:52	4:58:06
154		11:24:46	1365	Perron, Eric		USA	USA	1:21:07	3:22	5:30:46	4:32	4:25:01
155		11:25:13	1255	Jimenez, Juan		AUS	AUS	1:01:46	4:09	5:52:18	5:27	4:21:35
156		11:25:24	1231	Slavinski, Dave		USA	USA	1:04:04	2:42	5:54:04	4:28	4:20:08
157		11:25:59	1261	Melo, Christian		BRA	BRA	1:00:44	2:41	5:41:23	4:13	4:37:00
158		11:26:17	1259	McClellan, Todd		USA	USA	1:14:53	4:30	5:29:51	3:28	4:33:39
159		11:29:18	1339	Cuerno, Javier			SPA	1:07:23	2:43	5:30:36	4:20	4:44:18
160		11:29:42	1240	Ettlin, Andi		SWI	SWI	1:07:25	4:08	5:28:13	5:14	4:44:45
161		11:35:27	1187	Marshall, John		USA	USA	1:12:05	3:21	5:58:27	4:26	4:17:10
162		11:38:03	1249	Daley, Tony		AUS	AUS	1:13:53	7:03	6:00:26	9:10	4:07:33
163		11:43:09	1298	Eastwood, Brad		AUS	AUS	1:03:02	5:03	5:23:29	5:11	5:06:26
164		11:45:06	1251	Gaebler, Lars		GER	GER	56:38	2:01	4:56:19	3:08	5:47:01
165		11:45:12	1343	Burby, Aaron		USA	USA	1:05:56	4:22	5:46:03	4:26	4:44:27
166		11:48:07	1177	Coudron, Jeffrey		USA	USA	1:05:36	4:19	5:38:05	6:50	4:53:18
167		11:51:49	1379	Schroll, Travis		USA	USA	1:18:16	4:35	5:51:15	5:19	4:32:26
168		12:02:26	1358	Marquardt, Klaus		AUT	AUT	1:00:34	3:56	5:15:23	6:30	5:36:04
169		12:14:33	1173	Roduner, Ian		AUS	AUS	1:07:50	4:11	5:59:25	6:10	4:56:59
170		12:15:06	1250	Dickey, Patrick		USA	USA	1:02:00	6:21	5:53:17	4:40	5:08:49
171		12:20:44	1194	Urwin, Brett		AUS	AUS	1:01:15	10:26	5:28:49	5:23	5:34:53
172		12:31:33	1199	Lehto, Teemu		FIN	FIN	1:24:56	4:56	6:20:34	3:43	4:37:26
173		12:37:05	1253	Henderson, Penn		USA	USA	1:06:20	4:00	5:31:02	57:37	4:58:07





2009 Ford Ironman World Championship Results

Age Group Results

Place	Bla	Time	Numb	Lname	Fname	Cnt	Rep	Swim	Tr1	Bike	Tr2	Run
174		12:39:01	1219	Luecke, Patrick		GER	GER	59:47	3:27	5:56:57	4:48	5:34:04
175		12:40:40	1309	Lahaye, Philip		USA	USA	1:04:52	3:28	5:51:57	5:02	5:35:22
176		12:41:55	1207	Cardona, Sam		USA	PRI	1:41:38	4:02	6:24:29	7:50	4:23:58
177		12:42:21	1226	Partain, Matthew		USA	USA	1:07:51	5:17	6:37:35	4:51	4:46:49
178		13:22:48	1278	Ziemann, Marcus		GER	GER	1:21:11	4:46	6:41:36	5:42	5:09:35
179		13:29:16	1342	Bramann, Geoff		AUS	AUS	1:10:46	4:13	7:30:32	8:00	4:35:47
180		13:30:28	1236	Walters, Greg		CAN	CAN	1:23:28	6:31	6:32:25	7:31	5:20:36
181		13:42:31	1181	Howard, Michael		USA	USA	1:18:40	6:38	7:19:25	9:55	4:47:54
182		13:52:05	1220	Macklem, Greg		USA	USA	1:19:31	6:38	6:52:10	8:44	5:25:04
183		13:53:49	1381	Woleben, Matt		USA	USA	1:36:19	6:26	6:47:25	6:48	5:16:54
184		13:53:55	1197	Dennen, Robert		USA	USA	1:12:24	6:29	6:47:28	7:05	5:40:30
185		13:54:41	1224	Morais, Julian		USA	USA	1:33:15	8:17	7:11:23	8:05	4:53:43
186		14:09:15	1337	Noglotte, Olivier		GLP	FRA	1:07:55	4:20	6:14:49	6:55	6:35:18
187		14:43:39	1206	Bagshaw, Adam		GBR	GBR	1:25:49	9:49	7:18:23	9:32	5:40:08
188		14:44:49	1331	Faklaris, Christopher		USA	USA	1:13:28	3:38	6:29:59	5:13	6:52:33
189		14:46:00	1271	Reese, Michael		USA	USA	1:24:23	6:33	7:00:04	6:53	6:08:09
190		14:51:49	1182	Ibarra, Ruben		MEX	MEX	1:22:41	4:41	6:32:27	6:35	6:45:28
191		15:19:40	1195	Vossberg, Michal		GER	GER	1:49:48	7:09	7:07:11	10:38	6:04:56
192		15:21:03	1374	Burnes, R		USA	USA	1:50:06	7:23	7:23:51	6:38	5:53:07
193		15:34:30	1346	Davies, Tom		USA	USA	1:39:41	11:35	7:04:59	12:15	6:26:02
194		16:06:46	1247	Balfe, Kevin		USA	USA	1:37:51	8:10	7:06:57	11:49	7:02:02
195		16:15:47	1281	Cabrera, Ramon		USA	USA	1:38:36	11:42	7:03:29	12:03	7:09:59
196		16:18:18	1257	Khairallah, Cyril		USA	USA	1:51:54	8:45	7:45:33	11:30	6:20:37
197	DNF		1208	Carey, Mark		USA	USA	58:23	2:50	5:41:43	3:22	
198	DNF		99	J. Vonach, Thomas		AUT	AUT	59:03	3:00	5:04:56	4:14	
199	DNF		1267	Niemerg, Frank		GER	GER	1:00:41	2:18	5:06:22	3:20	
200	DNF		1276	Stokes, Kit		GBR	GBR	1:05:04	2:57	5:17:16	12:38	
201	DNF		1201	Shelden, Brian		USA	USA	1:05:35	3:01	5:37:46	8:05	
202	DNF		1280	Boucher, Guy		CAN	CAN	1:11:09	3:42			
203	DNF		1375	Fellows, Carl		AUS	AUS	1:12:34	3:50	5:31:05	12:08	
204	DNF		1316	Ple, Patrick		SWI	SWI	1:24:56	3:00			
205	DNF		185	Garlett, Kyle		USA	USA	2:21:55				
206	DQ	09:46:17	1345	Coma, Enric		ESP	ESP	58:46	3:08	5:02:44	11:25	3:30:17



2009 Ford Ironman World Championship Results

Age Group Results

Men 40 - 44 Awards

Place	Bla	Time	Numb	Lname	Fname	Cnt	Rep	Swim	Tr1	Bike	Tr2	Run
1		09:22:33	1022	Clark, Doug		USA	USA	1:00:46	1:55	5:01:57	2:30	3:15:27
2		09:26:31	1049	Guadagni, Massimo		ITA	ITA	59:19	2:50	5:14:59	3:09	3:06:15
3		09:27:09	1039	Brunold, Thomas		USA	USA	1:04:22	4:15	4:59:01	3:27	3:16:06
4		09:27:47	923	Topan, Luiz		BRA	BRA	53:45	3:24	5:08:14	2:22	3:20:03
5		09:38:31	920	Ryan, Alan		IRL	IRL	1:11:15	2:56	5:05:42	3:23	3:15:18
6		09:38:32	994	Horlacher, Frank		GER	GER	1:00:39	2:31	5:05:56	3:08	3:26:21
7		09:38:39	854	Haidenek, Peter		AUT	AUT	1:03:33	5:13	5:05:46	6:44	3:17:24
8		09:40:08	975	Pfundheller, Frank		GER	GER	1:07:04	3:25	5:11:28	3:18	3:14:55
9		09:43:08	1065	Philippe, Anthony		FRA	FRA	1:06:10	3:39	5:14:06	3:11	3:16:05
10		09:45:49	51	Hauth, Chris		USA	USA	54:20	2:34	5:01:52	3:01	3:44:03
11		09:45:53	1011	Stoffel, Richard		SWI	SWI	1:11:43	4:09	5:01:34	3:57	3:24:32
12		09:48:31	1018	Yujiri, Junya		JPN	JPN	59:36	3:12	5:14:25	3:30	3:27:50
13		09:48:53	895	Kriege, Markus		GER	GER	1:04:45	4:57	5:17:16	4:14	3:17:42
14		09:49:29	858	Jones, Scott		USA	USA	1:01:37	3:18	5:08:46	4:13	3:31:37
15		09:49:35	947	Lewis, Sean		USA	USA	1:10:38	2:29	5:15:47	2:55	3:17:48
16		09:50:33	933	Cross, Mark		NZL	NZL	1:05:47	3:26	5:10:26	2:53	3:28:03
17		09:51:37	942	Hodska, Eric		USA	USA	1:00:55	3:36	5:09:12	3:06	3:34:49
18		09:52:06	1015	Vervoort, Alain		BEL	BEL	1:00:54	2:41	5:10:45	3:19	3:34:30
19		09:54:22	1020	Apitz, Lars		GER	GER	59:57	2:16	5:04:56	2:47	3:44:28
20		09:55:18	960	Rowley, Tim		CAN	CAN	1:04:09	3:35	5:21:03	2:55	3:23:37
21		09:55:50	928	Bishop, Tim		GBR	GBR	1:07:16	2:45	5:15:21	2:05	3:28:26
22		09:56:22	1008	Simonsen, Richard		NZL	NZL	1:06:13	2:56	5:07:35	3:43	3:35:58
23		09:56:55	1006	Price, Greg		USA	USA	59:53	3:24	5:16:27	2:39	3:34:35
24		09:57:25	1061	Oldmeadow, Rip		USA	USA	1:01:37	3:01	5:12:56	5:07	3:34:46
25		10:01:16	868	Sharples, Ian		NZL	NZL	1:01:22	3:03	5:21:06	3:36	3:32:12
26		10:03:24	857	Ishikura, Keisuke		JPN	JPN	1:05:40	2:25	5:30:39	3:10	3:21:32
27		10:03:26	1063	Oseland, Neal		USA	USA	1:15:19	3:44	5:14:12	4:31	3:25:41
28		10:03:35	1050	Hill, Colin		HKG	GBR	1:02:52	2:43	5:18:33	3:07	3:36:22
29		10:03:48	961	Santos, Ricardo		BRA	BRA	1:11:52	2:22	5:33:30	5:43	3:10:24
30		10:04:34	1028	Melowski, Dennis		USA	USA	1:02:13	4:19	5:14:52	5:04	3:38:09
31		10:04:38	1043	Dunstan, Brett		AUS	AUS	1:10:49	3:49	5:20:28	3:41	3:25:53
32		10:06:16	989	Goedhart, Gert		BEL	BEL	1:02:52	3:30	5:19:09	6:06	3:34:42
33		10:06:46	862	MacDonell, Brett		USA	USA	1:00:58	3:11	5:19:50	3:50	3:38:59
34		10:07:39	997	Johnston, Chad		CAN	CAN	1:18:40	2:22	5:06:55	3:49	3:35:53
35		10:08:29	984	Depoorter, Yves		BEL	BEL	1:06:28	2:56	5:09:36	3:01	3:46:29



2009 Ford Ironman World Championship Results

2009 Ford Ironman World Championship Results

Age Group Results

Age Group Results

Place	Bla	Time	Numb	Lname	Fname	Cnt	Rep	Swim	Tr1	Bike	Tr2	Run
36		10:08:58	922	Steiner, David		USA	USA	1:02:35	3:53	5:09:46	4:18	3:48:28
37		10:09:23	946	Leggewie, Christian		GER	GER	1:01:32	3:39	5:07:55	3:03	3:53:16
38		10:09:41	1025	Judex, Stefan		USA	USA	1:01:19	3:34	5:10:25	5:13	3:49:12
39		10:10:13	990	Gold, Mitch		USA	USA	1:04:03	3:31	5:18:25	5:34	3:38:43
40		10:10:39	955	Omur, Oguz		TUR	TUR	59:51	2:43	5:19:08	3:44	3:45:14
41		10:10:55	964	Schweighofer, Georg		AUT	AUT	1:18:39	4:29	5:17:50	4:21	3:25:38
42		10:11:22	954	Olsen, Randall		USA	USA	1:07:43	3:21	5:24:34	3:15	3:32:31
43		10:11:41	901	Plank, Herbert		AUT	AUT	1:18:25	4:14	5:28:31	3:04	3:17:29
44		10:11:46	1034	Bernaschi, Edoardo		ITA	ITA	1:03:22	3:09	5:29:33	7:18	3:28:26
45		10:11:51	937	Flageole, Marc		CAN	CAN	1:09:47	3:08	5:11:21	2:36	3:45:01
46		10:12:05	1031	Van Stralen, Erich		USA	USA	1:03:59	4:33	5:07:59	3:49	3:51:47
47		10:12:16	1084	Lauk, Michael		GER	GER	1:19:39	3:04	5:03:54	2:54	3:42:47
48		10:13:38	1078	Wagner, Scott		USA	USA	53:37	3:01	5:21:20	4:55	3:50:47
49		10:15:13	1083	Gux, Stephane		SWI	SWI	1:05:53	4:15	5:16:42	7:30	3:40:56
50		10:15:14	1088	Sellars, Andrew		CAN	CAN	56:55	2:58	5:26:35	5:24	3:43:24
51		10:15:16	886	Bassett, Jeff		USA	USA	1:14:09	3:20	5:23:17	5:10	3:29:22
52		10:15:35	1032	Mattsson, Lars		SWE	SWE	1:03:21	3:23	5:12:21	2:50	3:53:41
53		10:15:48	953	Noll, Michael		GER	GER	1:04:14	4:12	5:08:13	3:42	3:55:29
54		10:15:58	872	Yoshimura, Naoto		JPN	JPN	1:18:41	4:06	5:31:30	3:16	3:18:26
55		10:16:01	939	Garbutt, Keith		GBR	GBR	1:06:50	2:59	5:31:11	4:11	3:30:52
56		10:16:32	870	Sublett, Brett		USA	USA	1:01:19	4:24	5:24:24	4:49	3:41:38
57		10:16:49	1074	Snowise, Mark		USA	USA	1:04:36	3:58	5:34:06	4:04	3:30:06
58		10:17:27	949	Madsen, Joern		DNK	DNK	1:11:38	4:06	5:27:41	4:09	3:29:55
59		10:17:32	905	Schrading, Eric		USA	USA	1:09:17	3:17	5:32:12	4:18	3:28:29
60		10:17:50	995	Illingworth, Matthew		AUS	GBR	1:05:44	3:00	4:50:29	4:24	4:14:14
61		10:18:28	1059	Montgomery, Michael		USA	USA	1:00:11	2:53	5:18:26	3:53	3:53:07
62		10:18:48	1093	Auger, Emmanuel		FRA	FRA	1:07:57	3:39	5:16:49	2:41	3:47:45
63		10:18:52	1075	Spagnol, Olivier		FRA	FRA	1:21:41	5:24	5:25:44	4:53	3:21:13
64		10:19:19	1052	Jacobsen, Ole		GER	DEU	56:13	2:42	5:32:19	3:27	3:44:40
65		10:20:32	887	Bouvier, Arnaud		FRA	FRA	1:11:06	3:22	5:15:14	5:33	3:45:19
66		10:20:57	1054	Konczak, Kevin		USA	USA	1:03:30	4:00	5:43:33	3:33	3:26:23
67		10:21:28	910	Szunyog, Zsolt		SWI	HUN	58:55	3:55	5:43:56	3:37	3:31:05
68		10:22:08	1041	Diedrich, Jochen		GER	GER	1:02:22	3:04	5:32:11	3:11	3:41:21
69		10:22:17	1072	Schuster, Hugues		FRA	FRA	1:08:19	5:02	5:14:24	5:26	3:49:08
70		10:22:26	900	Panter, Jorg		GER	GER	1:14:00	3:54	5:30:50	4:33	3:29:11
71		10:22:35	879	Mendoza, Carlos		USA	USA	1:14:34	4:25	5:30:15	3:57	3:29:25
72		10:22:41	932	Craig, David		NZL	NZL	1:09:58	3:01	5:27:49	4:03	3:37:52
73		10:23:12	918	Mendez Cadavid, Jose Manue		ESP	ESP	1:07:05	5:07	5:41:03	3:32	3:26:27

Place	Bla	Time	Numb	Lname	Fname	Cnt	Rep	Swim	Tr1	Bike	Tr2	Run
74		10:24:50	1045	Findlay, Dyson		AUS	NZL	1:06:01	4:11	5:31:30	3:51	3:39:19
75		10:26:24	894	Karcher, Mario		GER	GER	1:16:04	4:13	5:28:17	3:04	3:34:48
76		10:26:41	1091	Yvars, Eric		FRA	FRA	1:08:26	5:21	5:35:49	4:34	3:32:33
77		10:26:51	1067	Primozic, Lojze		SVN	SVN	1:28:15	4:48	5:20:13	2:45	3:30:51
78		10:27:59	1077	Strothkamp, Dirk		GER	GER	1:09:23	5:57	5:40:16	3:09	3:29:16
79		10:28:29	913	Berker, Andre		GER	GER	1:02:59	3:28	5:26:30	2:32	3:53:02
80		10:28:40	880	Neilsen, Eric		USA	USA	1:06:01	3:46	5:25:42	5:58	3:47:15
81		10:28:46	1036	Bielen, Markus		GER	GER	1:19:01	3:06	5:35:37	6:27	3:24:37
82		10:29:41	957	Pieck, Martin		USA	GER	1:05:54	3:41	5:31:48	4:22	3:43:58
83		10:29:41	1021	Bregenzer, Alexander		AUT	AUT	1:03:52	3:16	5:32:54	4:21	3:45:20
84		10:30:07	1037	Bos, Eric		ESP	ESP	1:00:33	3:14	5:11:55	4:48	4:09:40
85		10:30:10	859	Kandel, Michel		SWI	SWI	1:07:06	4:29	5:28:20	3:56	3:46:22
86		10:30:16	907	Snow, Sean		USA	USA	1:04:53	4:20	5:31:17	5:01	3:44:48
87		10:31:10	869	Stephenson, Chris		USA	GBR	1:21:56	3:36	5:26:00	3:25	3:36:16
88		10:34:18	81	Lang, Alexander		GER	GER	1:06:06	2:11	5:05:13	2:28	4:18:23
89		10:35:19	1087	Salesses, Eric		REU	REU	1:05:22	5:01	5:21:11	4:54	3:58:53
90		10:35:25	929	Brierley, Andrew		GBR	GBR	1:13:59	3:41	5:17:49	3:10	3:56:49
91		10:36:25	1070	Sargis, Christophe		SAU	SAU	1:05:57	3:48	5:42:09	3:17	3:41:16
92		10:36:36	1010	Stahl, Olaf		GER	GER	1:08:38	4:24	5:53:54	3:42	3:26:00
93		10:36:37	981	Bode, Klaus		GER	GER	1:15:10	2:28	5:50:10	3:15	3:25:36
94		10:38:59	873	Doerr, Frank		GER	GER	1:12:43	5:27	5:32:12	3:57	3:44:43
95		10:39:19	849	Burke, Shawn		USA	USA	1:04:16	6:06	5:35:46	6:46	3:46:27
96		10:39:25	991	Halphen, Gerry		USA	USA	1:16:30	4:39	5:27:53	3:37	3:46:48
97		10:39:27	1007	Scherer, Manfred		GER	GER	1:07:41	4:14	5:57:40	3:24	3:26:30
98		10:39:39	1001	Mayer, Martin		AUT	AUT	57:49	3:09	5:31:01	4:56	4:02:46
99		10:39:40	848	Budenbender, Bernd		GER	GER	1:11:41	3:37	5:23:22	2:52	3:58:09
100		10:39:52	892	Hillig, Steffen		BRB	GER	1:22:43	4:02	5:39:35	4:06	3:29:27
101		10:40:08	909	Strong, Andrew		USA	USA	1:22:25	3:18	5:30:29	5:38	3:38:21
102		10:40:40	987	Fortier, Philippe		FRA	FRA	1:16:55	2:59	5:09:19	3:16	4:08:12
103		10:40:56	950	Malik, Vinu		USA	USA	1:06:10	3:53	5:36:36	5:24	3:48:54
104		10:40:57	976	Russeler, Martin		GER	GER	1:19:10	5:11	5:40:19	4:57	3:31:21
105		10:41:31	935	Doi, Keish		USA	USA	1:08:00	3:09	5:19:08	6:28	4:04:48
106		10:41:39	902	Potter, John		USA	USA	56:58	2:40	5:36:40	3:07	4:02:16
107		10:42:16	852	Gilbert, Uli		GER	GER	1:28:47	2:50	5:28:03	3:55	3:38:43
108		10:43:05	951	Millett, Brian		AUS	AUS	1:00:28	4:23	5:34:08	5:53	3:58:15
109		10:43:16	977	Baalcke, Frank		GER	GER	1:00:54	3:28	5:24:28	4:30	4:09:57
110		10:43:28	1055	Lebeda, Bruno		HKG	FRA	1:18:35	3:40	5:32:26	4:13	3:44:35
111		10:43:36	968	Testa, Pablo		USA	PAN	1:05:39	5:27	5:34:03	5:37	3:52:51



2009 Ford Ironman World Championship Results

2009 Ford Ironman World Championship Results

Age Group Results

Age Group Results

Place	Bla	Time	Numb	Iname	Fname	Cnt	Rep	Swim	Tr1	Bike	Tr2	Run
112		10:43:38	1017	Wiberg, John		USA	USA	1:02:32	6:47	5:36:14	9:17	3:48:50
113		10:43:49	1058	McSkimming, Glen		NZL	NZL	1:06:06	4:22	5:29:35	4:10	3:59:37
114		10:44:23	891	Heydemann, Ulrich		GER	GER	1:06:08	4:33	5:30:34	4:35	3:58:35
115		10:44:39	853	Hackner, Thomas		AUT	AUT	1:05:50	3:17	5:30:25	4:56	4:00:14
116		10:45:22	999	Maiolo, Brian		USA	USA	1:03:33	4:13	5:26:28	4:56	4:06:13
117		10:46:00	986	Edstein, Steve		AUS	AUS	1:07:08	5:39	5:54:58	5:34	3:32:43
118		10:46:03	924	Weiss, Thomas		GER	GER	1:10:09	3:10	5:38:19	3:13	3:51:14
119		10:46:24	906	Sheehan, Greg		USA	USA	1:13:48	3:20	5:24:28	4:17	4:00:32
120		10:46:43	919	Perrot, Stephane		FRA	FRA	1:13:24	3:05	5:30:29	3:42	3:56:04
121		10:46:58	945	Laur, Sylvain		AUS	AUS	1:11:28	7:38	5:33:32	4:31	3:49:52
122		10:48:29	1071	Schalm, Andreas		GER	GER	1:17:38	4:33	5:35:31	4:55	3:45:54
123		10:49:03	992	Hobson, Richard		AUS	AUS	1:01:39	4:56	5:13:35	4:52	4:24:03
124		10:49:28	998	Lanza, Craig		USA	USA	58:22	4:00	5:53:26	9:12	3:44:29
125		10:49:56	898	Mullaney, David		USA	USA	1:18:19	4:39	5:32:58	6:24	3:47:37
126		10:50:31	186	Jacobs, Jeff		USA	USA	1:07:15	4:17	5:30:08	5:02	4:03:51
127		10:50:41	966	Sortino, Mark		USA	USA	1:12:29	3:39	5:36:56	7:04	3:50:34
128		10:50:43	1090	Vandewalle, Harry		BEL	BEL	1:07:15	4:45	5:28:38	8:20	4:01:48
129		10:51:55	1051	Huchingson, James		USA	USA	1:01:38	3:28	5:29:32	4:31	4:12:48
130		10:52:03	885	Ahler, Friedhelm		GER	GER	1:06:24	3:53	5:24:32	2:54	4:14:22
131		10:52:36	893	Inaba, Takasi		JPN	JPN	1:06:40	3:08	6:01:38	6:52	3:34:19
132		10:52:45	1085	Lipinsky, Goetz		GER	GER	1:06:49	5:14	5:41:44	3:24	3:55:35
133		10:53:34	983	Dean, Steve		NZL	NZL	1:06:06	3:15	5:26:01	3:31	4:14:43
134		10:54:28	883	Wizani, Roland		AUT	AUT	1:06:15	4:16	5:31:16	4:24	4:08:19
135		10:54:43	1064	Pak, Minsok		SGP	SGP	1:11:49	3:15	5:44:07	4:29	3:51:05
136		10:55:49	884	Oliveira, Samuel		BRA	BRA	1:14:44	5:21	5:41:37	4:25	3:49:43
137		10:55:52	876	Hikoi, Hiro		JPN	JPN	1:13:23	4:33	5:57:30	4:40	3:35:48
138		10:56:41	927	Bennett, Jeff		USA	USA	1:19:07	3:40	5:39:43	4:12	3:50:01
139		10:57:24	867	Render, Mark		USA	USA	1:01:42	3:42	5:38:19	4:44	4:08:58
140		10:57:27	1076	Strathdee, Andrew		GBR	GBR	1:09:51	3:29	5:45:54	8:49	3:49:26
141		10:57:37	948	Linnemann, Thomas		GER	GER	1:08:23	3:41	5:41:28	3:06	4:01:02
142		10:58:12	888	Chambers, John		USA	USA	1:18:42	6:08	5:29:58	4:16	3:59:10
143		10:58:24	882	Tzschentke, Thomas		GER	GER	1:23:23	7:25	5:41:01	3:37	3:43:00
144		10:58:43	1053	Jeukendrup, Asker		GBR	GBR	1:15:16	3:33	5:11:25	2:44	4:25:47
145		11:04:39	1023	Friedrichs, Dan		USA	USA	1:13:10	3:47	5:39:24	4:02	4:04:18
146		11:04:41	1047	Gonzalez, Sebastien		SWI	SWI	1:10:59	2:40	5:24:32	3:20	4:23:13
147		11:05:06	1030	Stutz, Rene		SWI	SWI	1:09:42	3:33	5:31:42	3:56	4:16:16
148		11:05:44	936	Duin, Waldo		NLD	NLD	1:07:30	3:49	5:21:54	5:36	4:26:56
149		11:06:24	1048	Grauvogel, Bernd		GER	GER	1:14:02	3:22	5:33:04	4:57	4:11:01

Place	Bla	Time	Numb	Iname	Fname	Cnt	Rep	Swim	Tr1	Bike	Tr2	Run
150		11:07:27	1000	Martens, Darrel		CAN	CAN	1:17:35	4:14	5:51:51	3:39	3:50:10
151		11:08:53	1066	Pocas, Augusto		BRA	BRA	1:09:43	4:24	5:57:10	7:14	3:50:23
152		11:09:23	971	Watkins, Steven		USA	USA	1:13:51	3:57	5:22:42	7:22	4:21:33
153		11:09:38	877	Hille, Arnd		GER	GER	1:13:48	5:17	5:52:29	7:28	3:50:38
154		11:09:43	988	Gandon, David		FRA	FRA	59:42	4:31	5:44:13	7:35	4:13:45
155		11:09:45	1005	Prezzi, Franco		ITA	ITA	1:16:45	3:51	5:22:10	6:15	4:20:47
156		11:09:59	1079	Walker, Edward		USA	USA	1:06:14	3:22	5:55:12	12:54	3:52:19
157		11:12:43	1082	Zogl, Gerald		AUT	AUT	1:28:38	4:03	5:58:02	3:08	3:38:55
158		11:12:58	969	Toscani, Andrea		BRA	ITA	1:12:04	3:29	5:45:05	3:50	4:08:31
159		11:13:35	1060	Nugent, Russell		ZAR	ZAF	1:10:32	6:27	5:41:30	4:08	4:11:00
160		11:16:46	921	Santos, Paulo		PRT	PRT	1:04:46	3:07	5:32:32	5:40	4:30:42
161		11:16:57	881	Roberts, Paul		AUS	AUS	1:11:46	4:05	5:35:31	5:11	4:20:27
162		11:18:23	952	Miyata, Kazuaki		JPN	JPN	1:11:03	4:36	5:46:41	6:10	4:09:54
163		11:18:53	874	Donahue, Joe		USA	USA	1:12:11	3:56	5:56:57	6:03	3:59:47
164		11:18:54	197	Haas, David		USA	USA	1:04:59	4:32	5:49:02	9:16	4:11:07
165		11:20:04	1003	Mori, Masaki		JPN	JPN	1:25:55	5:17	5:53:11	5:21	3:50:22
166		11:20:25	899	Onishi, Masayuki		JPN	JPN	1:07:15	4:44	5:37:43	7:45	4:23:00
167		11:21:48	904	Sa, Eduardo		USA	BRA	1:05:46	4:40	5:50:26	5:21	4:15:37
168		11:22:33	851	Duffy, Paul		SGP	GBR	1:13:07	3:19	5:44:39	3:54	4:17:36
169		11:23:28	962	Schirnack, Andreas		GER	GER	1:16:34	7:16	5:44:09	5:12	4:10:19
170		11:23:42	963	Schmid, Hans		GER	GER	1:09:48	7:37	5:39:52	5:46	4:20:41
171		11:23:42	973	Zimmer, Kurt		GER	GER	1:12:08	5:15	5:37:59	7:44	4:20:37
172		11:23:45	930	Beaud, Christophe		FRA	FRA	1:10:45	5:43	5:50:00	4:32	4:12:46
173		11:28:42	1057	Lord, Steven		GBR	GBR	56:42	3:04	5:08:53	3:39	5:16:24
174		11:30:05	1089	Tuffs, Jason		USA	USA	1:25:55	3:43	6:04:55	4:33	3:51:01
175		11:30:22	1014	Thrower, Mitch		USA	USA	57:36	3:36	5:34:31	3:40	4:51:01
176		11:34:00	1002	Moniz, Gustavo		BRA	BRA	1:01:50	4:28	6:05:29	7:06	4:15:09
177		11:36:06	1046	Friedland, Jonathan		USA	USA	1:09:36	4:56	6:08:11	5:34	4:07:50
178		11:36:10	915	Diederichs, Rudolf		GER	GER	1:19:47	3:01	6:17:00	4:07	3:52:16
179		11:36:14	195	Hobson, Hunter		USA	USA	1:07:45	4:13	5:45:50	5:58	4:32:29
180		11:37:04	978	Baldelli, Giuseppe		ITA	ITA	58:05	4:34	5:25:49	6:55	5:01:43
181		11:39:19	944	Ishii, Hatsuo		JPN	JPN	1:19:00	6:43	5:53:22	8:47	4:11:29
182		11:39:56	1073	Shashy, Ron		USA	USA	1:13:21	5:12	6:10:16	5:20	4:05:48
183		11:42:45	866	Morgeson, Chris		USA	USA	1:09:13	4:41	5:22:22	6:23	5:00:07
184		11:43:24	1026	Keith, Lowell		USA	USA	1:14:52	5:24	6:00:50	5:25	4:16:56
185		11:47:15	911	Thompson, Paul		HKG	HKG	1:09:56	4:33	5:53:04	6:50	4:32:54
186		11:55:04	1068	Ragual, Jim		USA	USA	1:14:44	5:08	6:20:45	6:30	4:07:58
187		11:55:29	184	Rubin, Marc		USA	USA	1:08:07	3:35	5:49:54	11:48	4:42:07



2009 Ford Ironman World Championship Results

2009 Ford Ironman World Championship Results

Age Group Results

Place	Bla	Time	Numb	Lname	Fname	Cnt	Rep	Swim	Tr1	Bike	Tr2	Run
188		11:56:21	897	Michelsen, John		NOR	NOR	1:33:58	5:09	6:01:34	7:48	4:07:54
189		11:59:12	1035	Bhend, Werner		SWI	SWI	1:36:28	3:51	6:04:21	5:02	4:09:32
190		12:12:09	889	Connors, Tim		USA	USA	1:24:51	5:37	6:18:52	4:58	4:17:54
191		12:13:53	934	Distel, Ben		JPN	NLD	1:14:58	5:40	6:24:14	4:59	4:24:05
192		12:20:54	850	Da Silva, Leonardo		BRA	BRA	1:34:03	14:57	6:10:08	8:49	4:12:57
193		12:24:26	1081	Wood, Robert		USA	USA	1:15:36	5:25	5:52:23	6:19	5:04:45
194		12:25:16	1029	Osterbaan, Daniel		USA	USA	1:18:41	8:54	6:03:10	9:56	4:44:38
195		12:28:57	192	Sazenski, Todd		USA	USA	1:39:16	6:31	6:05:56	7:10	4:30:05
196		12:31:00	1086	Pena, Jose		USA	USA	1:33:56	5:09	6:32:47	5:47	4:13:23
197		12:33:40	980	Beaver, Dan		USA	USA	1:17:07	5:30	6:03:01	12:31	4:55:33
198		12:33:57	1044	Evans, Rob		USA	USA	1:13:52	5:22	5:45:49	8:31	5:20:25
199		12:37:45	940	Giovanoli, Bruno		SWI	SWI	1:02:51	4:02	5:12:09	6:09	6:12:37
200		12:43:47	982	Charles, Ian		USA	USA	1:17:40	3:13	6:02:19	4:56	5:15:41
201		12:44:37	871	Tebbetts, Clayton		USA	USA	1:10:30	5:56	6:28:39	7:30	4:52:04
202		12:44:49	908	Stackman, Scott		USA	USA	1:10:18	3:42	6:23:51	5:01	5:01:59
203		12:48:11	1009	Spitz, Steven		USA	USA	1:14:37	7:38	6:36:25	7:18	4:42:16
204		12:51:14	860	Lamb, Steven		USA	GBR	1:20:09	8:15	6:33:39	7:40	4:41:33
205		12:53:53	1069	Rosenman, Andrew		USA	USA	1:19:39	4:17	6:29:17	5:04	4:55:38
206		12:53:55	967	Stern, Scott		USA	USA	1:18:37	4:43	6:32:51	9:00	4:48:46
207		12:54:06	198	Cross, Don		USA	USA	1:13:52	9:36	6:42:42	13:50	4:34:09
208		12:54:17	1080	Wespi, Marcel		SWI	SWI	1:15:46	3:43	5:49:13	4:26	5:41:11
209		12:55:20	972	Weiler, Chris		USA	NOR	1:05:52	3:42	5:20:31	6:46	6:18:30
210		12:58:02	1056	Loiselle, Jonathan		USA	USA	1:34:30	10:12	6:52:32	7:26	4:13:23
211		13:00:12	925	Arizio, Florencio		ARG	ARG	1:19:19	5:40	6:42:33	7:06	4:45:37
212		13:01:03	1062	Osborne, Ian		GBR	GBR	1:05:21	3:17	6:21:25	7:06	5:23:57
213		13:17:37	1013	Suter, Tim		USA	USA	1:18:35	5:51	6:58:57	11:44	4:42:31
214		13:23:30	1092	Zaccheo, William		USA	USA	1:34:53	4:48	7:07:30	9:25	4:26:55
215		13:26:51	926	Ball, John		GBR	GBR	1:24:56	6:52	6:54:39	7:33	4:52:53
216		13:29:22	896	Maguire, Timothy		USA	USA	1:18:06	4:45	6:22:29	4:04	5:40:00
217		13:31:26	189	Heller, Jay		USA	USA	1:20:55	3:58	7:05:59	4:16	4:56:19
218		13:36:01	864	Moats, Steve		USA	USA	1:06:56	6:04	6:50:30	8:40	5:23:52
219		13:44:03	965	Sibson, Thomas		USA	USA	1:13:37	10:22	6:49:09	9:20	5:21:37
220		13:44:55	1038	Boswell, Eric		USA	USA	1:18:25	5:16	6:45:09	6:27	5:29:40
221		13:45:53	970	Turner, Graeme		AUS	AUS	1:30:30	6:23	6:19:42	7:16	5:42:04
222		13:46:03	956	O'Neill, John		AUS	AUS	1:24:48	6:32	6:39:48	9:56	5:25:02
223		13:47:26	878	Huber, Ulrich		AUT	AUT	1:30:44	6:26	6:34:02	9:12	5:27:05
224		14:03:49	985	Dixon, Roy		UAE	ZWE	1:21:33	3:49	6:52:16	5:26	5:40:48
225		14:05:11	863	Mercer, Neil		GBR	GBR	1:14:17	4:51	6:08:02	49:07	5:48:57

Age Group Results

Place	Bla	Time	Numb	Lname	Fname	Cnt	Rep	Swim	Tr1	Bike	Tr2	Run
226		14:11:09	938	Gambles, Matthew		GBR	GBR	1:17:30	6:02	6:46:21	5:55	5:55:23
227		14:32:35	861	Kirk, Lewis		CAN	CAN	1:29:44	7:06	7:11:42	6:07	5:37:58
228		14:47:06	1019	Zerbe, John		USA	USA	1:51:39	8:57	7:53:10	10:39	4:42:42
229		14:48:35	979	Baumann, James		USA	USA	1:51:06	7:19	6:46:58	10:27	5:52:47
230		14:51:39	943	Hulick, Thomas		USA	USA	1:12:42	8:36	7:26:11	12:59	5:51:13
231		14:57:33	912	Wieczynski, Geoff		USA	USA	1:24:25	9:53	7:19:48	11:48	5:51:41
232		15:03:11	1027	McGowan, Rod		GBR	GBR	1:22:44	7:31	7:30:16	11:05	5:51:38
233		15:10:14	931	Cook, Joseph		USA	USA	1:28:34	6:23	7:21:09	9:19	6:04:50
234		15:10:54	974	Aschkenasy, Paul		USA	USA	1:47:24	10:01	7:23:54	11:30	5:38:07
235		15:12:02	959	Robesky, James		USA	USA	1:14:29	6:19	7:25:01	12:35	6:13:38
236		15:12:11	903	Rogers, Don		USA	USA	1:39:03	8:04	6:58:56	7:11	6:18:58
237		15:13:38	875	Fix, James		USA	USA	1:19:43	11:39	7:41:46	10:15	5:50:16
238		15:14:20	916	Frings, Andreas		GER	GER	1:23:04	8:28	7:59:19	6:40	5:36:51
239		15:23:48	1016	Weisberg, Jason		USA	USA	1:32:28	5:57	7:34:30	7:58	6:02:57
240		15:25:54	847	Bailey, Ronald		USA	USA	1:12:16	6:15	6:48:35	9:42	7:09:08
241		15:28:32	917	McDonald, Dan		USA	USA	1:36:48	11:54	7:15:21	12:08	6:12:22
242		15:42:36	856	Holden, Reginald		USA	USA	1:37:07	8:45	7:12:48	10:20	6:33:39
243		15:45:39	996	Jenkins, John		USA	USA	1:47:59	7:52	7:07:40	9:31	6:32:39
244		15:49:12	1012	Sullivan, Dennis		USA	USA	1:27:24	10:16	7:29:52	11:13	6:30:28
245		15:50:49	890	Duval, Daniel		USA	USA	1:18:44	6:53	7:40:06	7:54	6:37:15
246		15:56:21	188	Hicks, Trent		USA	USA	1:40:03	4:19	7:00:32	8:29	7:03:00
247	DNF		958	Post, Karl		USA	USA	1:20:20	5:23	6:42:50	11:14	
248	DNF		993	Holmes, Brian		USA	USA	1:28:41	8:31			
Men 45 - 49 Awards												
Place	Bla	Time	Numb	Lname	Fname	Cnt	Rep	Swim	Tr1	Bike	Tr2	Run
1		09:11:24	91	Andersen, Bent		DNK	DNK	56:55	2:19	5:04:47	3:04	3:04:22
2		09:36:26	761	Southwell, Chris		AUS	AUS	55:20	2:39	5:07:44	6:30	3:24:15
3		09:37:30	643	Boyes, David		AUS	AUS	1:07:09	2:17	5:08:31	2:53	3:16:42
4		09:43:19	784	O'Connell, John		USA	USA	1:00:06	3:08	5:05:31	3:13	3:31:24
5		09:44:17	727	Bacco, Luigi		ITA	ITA	1:04:22	3:28	5:15:35	3:48	3:17:06
6		09:46:04	759	Schloegel, Robert		USA	USA	1:00:47	2:46	5:21:46	2:59	3:17:47
7		09:46:25	733	Canham, Roger		GBR	GBR	1:10:58	2:44	5:15:22	4:15	3:13:07
8		09:47:06	725	Gisler, Steve		SWI	SWI	1:14:10	4:39	5:07:28	3:31	3:17:19
9		09:49:15	710	Zwierlein, Rob		AUS	AUS	1:02:23	2:01	5:03:15	2:19	3:39:19
10		09:54:25	687	Jones, David		USA	USA	1:07:19	3:12	5:14:45	4:03	3:25:07
11		09:57:39	783	Nixon, Richard		USA	USA	1:06:00	3:17	5:20:26	3:57	3:24:01



2009 Ford Ironman World Championship Results

2009 Ford Ironman World Championship Results

Age Group Results

Age Group Results

Place	Bla	Time	Numb	Lname	Fname	Cnt	Rep	Swim	Tr1	Bike	Tr2	Run
12		09:58:58	658	Sammut, Ron		AUS	AUS	1:05:19	3:17	5:18:09	4:02	3:28:14
13		10:01:20	758	Scheller, Gerd		SWI	SWI	1:07:31	3:02	5:06:08	6:56	3:37:44
14		10:03:59	771	Boyce, Albert		USA	USA	55:38	2:51	5:22:32	3:28	3:39:32
15		10:09:15	712	Ciarrocchi, Mauro		ITA	ITA	1:00:57	4:32	5:32:24	2:53	3:28:31
16		10:10:19	790	Valentin, Ralf		GER	GER	1:03:03	2:57	5:16:26	4:11	3:43:44
17		10:10:43	726	Van Aelst, Rudi		BEL	BEL	1:02:30	7:14	5:22:08	4:25	3:34:28
18		10:11:26	745	Kawashima, Ryuichi		JPN	JPN	1:06:07	4:35	5:33:03	3:50	3:23:53
19		10:14:09	618	Beerendonk, John		NLD	NLD	1:07:29	3:14	5:17:20	4:18	3:41:49
20		10:14:51	721	Stephens, Dan		USA	USA	1:11:00	3:18	5:22:38	2:59	3:34:56
21		10:15:55	719	Maith, Thomas		GER	GER	1:12:50	6:02	5:28:10	3:26	3:25:29
22		10:16:52	692	Melmer, Dietmar		AUT	AUT	1:22:24	2:48	5:14:39	3:51	3:33:11
23		10:17:08	716	Glah, Ken		USA	USA	58:23	3:33	5:12:40	5:29	3:57:06
24		10:17:25	625	Kasperek, Pavel		CZE	CZE	58:23	3:30	5:21:45	7:11	3:46:38
25		10:18:15	679	Dominique, Molard		FRA	FRA	1:18:36	5:32	5:09:35	4:40	3:39:55
26		10:18:31	653	Mumford, Mark		USA	USA	1:09:30	4:26	5:22:01	3:32	3:39:05
27		10:19:22	739	Ferreira, Mike		USA	USA	1:05:06	2:31	5:30:52	4:11	3:36:44
28		10:21:26	684	Horandner, Gunter		AUT	AUT	1:07:02	3:05	5:19:54	4:13	3:47:15
29		10:21:37	704	Tanaka, Takeshi		JPN	JPN	1:04:00	2:50	5:49:48	3:13	3:21:47
30		10:21:44	755	Pendones, Ramon		CRI	CRI	1:09:31	2:21	5:34:03	2:38	3:33:13
31		10:22:02	620	Campbell, Jason		USA	USA	56:50	2:58	5:21:33	5:38	3:55:04
32		10:26:05	787	Schuetz, Herbert		SWI	SWI	1:09:51	3:51	5:14:47	4:04	3:53:35
33		10:26:55	693	Meneely, Hilton		GER	GBR	1:13:33	5:08	5:35:50	3:23	3:29:02
34		10:28:42	670	Vignes, Emmanuel		FRA	FRA	1:07:41	4:33	5:25:00	3:15	3:48:16
35		10:29:10	766	Vogeli, Beat		SWI	SWI	1:11:10	5:21	5:28:29	3:32	3:40:40
36		10:30:26	706	Vedrinelle, Marc		FRA	FRA	1:01:41	2:37	5:32:19	3:06	3:50:45
37		10:30:54	777	Hill, Rob		AUS	AUS	1:13:27	6:18	5:31:10	3:23	3:36:38
38		10:31:14	729	Bonner, Rhett		USA	USA	1:04:15	4:23	5:17:55	4:54	3:59:48
39		10:32:08	789	Spencer, Bruce		GUM	GUM	1:04:27	2:25	5:27:24	4:24	3:53:30
40		10:33:29	673	Anthonis, Johan		BEL	BEL	1:10:53	3:30	5:31:42	3:52	3:43:34
41		10:34:14	769	Zaher, Ahmed		USA	EGY	1:00:20	4:00	5:16:33	6:03	4:07:20
42		10:36:30	636	Grzelec, Jaroslaw		POL	POL	1:15:17	4:25	5:46:24	3:04	3:27:22
43		10:36:56	603	Dmitruk, Barry		CAN	CAN	1:11:15	4:38	5:33:29	4:16	3:43:20
44		10:38:49	735	Dietrich, Frank		GER	GER	1:12:22	4:01	5:37:44	4:01	3:40:43
45		10:41:35	747	Krueger, Michael		GER	GER	1:20:03	3:08	5:21:16	2:42	3:54:28
46		10:41:42	763	Toth, Patrick		GER	SWI	1:12:54	7:19	5:32:36	5:24	3:43:31
47		10:43:10	645	Domke, Joerg		GER	GER	1:19:07	3:34	5:40:46	3:16	3:36:30
48		10:43:39	709	Zarro, Dario		SWI	SWI	56:46	3:00	5:17:03	7:51	4:19:02
49		10:43:44	655	Poisson, John		USA	USA	1:00:55	3:36	5:17:04	4:50	4:17:21

Place	Bla	Time	Numb	Lname	Fname	Cnt	Rep	Swim	Tr1	Bike	Tr2	Run
50		10:43:45	773	Crump, Rick		USA	USA	56:51	3:01	5:43:49	5:04	3:55:02
51		10:43:53	785	Parche, Ingo		GER	GER	1:15:30	4:21	5:38:37	5:44	3:39:43
52		10:45:01	775	Duelks, Roman		GER	GER	1:11:42	3:11	5:23:10	2:45	4:04:15
53		10:45:23	626	Lesage, Xavier		FRA	FRA	1:21:18	5:20	5:27:57	3:03	3:47:47
54		10:45:33	576	Lamie, Michael		USA	USA	57:05	3:56	5:36:07	5:02	4:03:25
55		10:46:47	741	Gompers, Paul		USA	USA	1:11:34	4:25	5:33:24	6:39	3:50:47
56		10:46:53	720	Scholten, Valentijn		GER	NLD	1:11:18	3:50	5:39:03	3:59	3:48:45
57		10:47:13	610	Schumann, Frank		GER	GER	1:25:22	4:02	5:35:28	4:11	3:38:12
58		10:47:27	613	Beauregard, Alan		USA	USA	1:11:02	3:49	5:33:44	4:04	3:54:50
59		10:48:06	657	Rouaud, Laurent		FRA	FRA	1:10:04	3:50	5:41:17	4:48	3:48:09
60		10:49:06	724	Wood, Andrew		AUS	AUS	1:13:44	3:24	5:26:27	3:11	4:02:22
61		10:49:10	654	Neal, Kevin		USA	USA	1:12:01	4:29	5:32:40	6:49	3:53:13
62		10:49:27	740	Gilbert, Kai		GER	GER	1:22:09	3:44	5:33:48	3:54	3:45:54
63		10:50:49	677	Contant, Dan		CAN	CAN	1:16:20	5:54	5:36:17	6:46	3:45:34
64		10:51:11	732	Busko, Billy		USA	USA	1:14:52	3:45	5:45:35	3:33	3:43:28
65		10:51:21	713	Deckmyn, Ignace		BEL	BEL	1:14:40	5:14	5:37:57	5:36	3:47:55
66		10:51:39	669	Trible, John		USA	USA	1:07:23	4:26	5:43:44	3:55	3:52:11
67		10:52:12	659	Suzuki, Takehisa		JPN	JPN	1:07:08	3:37	5:52:50	5:21	3:43:18
68		10:53:16	661	Dogruol, Gokhan		TUR	TUR	1:09:32	3:54	5:28:45	3:00	4:08:08
69		10:53:58	762	Thoms, Stefan		GER	GER	1:15:21	4:24	5:37:42	3:03	3:53:30
70		10:54:08	638	Malloy, Jr, Edward		USA	USA	1:02:04	4:04	5:40:43	5:12	4:02:07
71		10:54:44	756	Peters, John		USA	USA	1:04:42	5:01	5:37:40	4:33	4:02:50
72		10:56:13	697	Osada, Fumitoshi		JPN	JPN	1:15:01	6:25	5:46:14	6:36	3:42:00
73		10:56:19	671	Abe, Kenetsu		JPN	JPN	1:18:02	5:42	5:46:50	5:00	3:40:48
74		10:58:08	682	Geier, Robert		GER	GER	1:16:59	3:46	5:56:36	3:09	3:37:40
75		10:58:17	744	Hofer, Christian		AUT	AUT	1:11:56	4:01	5:43:06	2:49	3:56:27
76		10:58:46	748	Kuklinski, Adam		USA	POL	1:18:23	4:40	5:58:23	4:24	3:32:59
77		10:59:00	750	Lomba, Carlos		PRI	PRI	56:10	2:31	5:39:58	6:30	4:13:53
78		10:59:47	652	Knapp, John		GBR	GBR	1:18:22	3:20	5:45:57	3:20	3:48:49
79		10:59:57	650	Holzberger, Blasius		GER	GER	1:09:42	3:08	5:36:55	4:24	4:05:50
80		11:00:18	663	Hertel, Keith		USA	USA	1:07:01	5:06	5:33:38	4:16	4:10:19
81		11:00:32	678	Dobmeier, Gerhard		GER	GER	1:07:01	4:08	5:32:07	4:57	4:12:22
82		11:01:37	728	Baust, Robert		GER	GER	1:18:38	4:26	5:41:27	3:40	3:53:28
83		11:02:40	699	Prinzbach, Joachim		GER	GER	1:06:38	4:18	5:50:53	4:05	3:56:48
84		11:02:44	715	Geoghegan, Mark		USA	AUS	1:08:16	3:22	5:33:53	4:13	4:13:02
85		11:04:05	634	Wilfling, Rudolf		AUT	AUT	1:18:14	3:39	5:49:27	2:17	3:50:30
86		11:05:06	751	Schaerer, Max		SWI	SWI	1:06:50	3:59	5:44:50	4:00	4:05:30
87		11:05:45	767	White, Paul		CAN	CAN	1:15:20	4:32	5:32:49	4:07	4:08:59



2009 Ford Ironman World Championship Results

2009 Ford Ironman World Championship Results

Age Group Results

Age Group Results

Place	Bla	Time	Numb	Lname	Fname	Cnt	Rep	Swim	Tr1	Bike	Tr2	Run
88		11:06:09	746	Klause, Andreas		GER	GER	1:14:46	3:13	5:34:23	2:34	4:11:15
89		11:06:34	703	Sunners, James		CAN	CAN	1:13:41	4:39	5:35:00	3:27	4:09:50
90		11:08:22	764	Twine, Rick		AUS	AUS	1:05:21	6:27	5:39:11	4:20	4:13:05
91		11:10:01	701	Sprague, Dean		USA	USA	1:10:26	3:57	5:41:30	3:45	4:10:25
92		11:10:12	743	Hert, Paul		USA	USA	1:18:39	4:11	5:42:48	4:20	4:00:15
93		11:11:34	681	Falke, Juergen		GER	GER	1:08:35	4:35	5:25:23	8:20	4:24:42
94		11:13:23	609	Messina, Luca		ITA	ITA	1:14:36	4:23	5:54:29	5:21	3:54:37
95		11:14:06	753	Murphy, John		USA	USA	59:44	2:27	5:16:40	3:07	4:52:11
96		11:15:26	651	Jager, Anton		USA	AUT	1:11:59	4:17	5:37:47	7:31	4:13:53
97		11:17:43	611	Scott, Douglas		NZL	NZL	1:08:04	5:27	5:42:07	7:41	4:14:25
98		11:19:53	660	Breuer, Rainer		GER	GER	1:24:52	3:03	5:12:12	8:12	4:31:36
99		11:21:15	730	Budd, Scott		AUS	AUS	1:02:20	4:44	5:42:27	5:18	4:26:27
100		11:22:40	635	Berkebile, Guy		USA	USA	1:16:54	5:21	5:31:47	4:11	4:24:30
101		11:23:10	779	Hoult, Rob		NZL	NZL	1:14:49	6:25	6:15:54	4:12	3:41:52
102		11:26:33	686	Johnson, Scott		USA	USA	1:00:12	5:54	6:01:15	4:27	4:14:47
103		11:26:39	665	Lawson, Dave		NZL	GBR	1:13:43	4:57	5:31:19	3:51	4:32:52
104		11:26:48	734	Conte, Christophe		REU	REU	1:39:44	3:59	5:48:56	3:25	3:50:45
105		11:29:19	768	Woon, Kim		KOR	KOR	1:25:50	6:06	6:07:05	4:56	3:45:24
106		11:32:01	668	Rees, Daniel		USA	USA	1:17:01	4:12	6:03:06	5:02	4:02:42
107		11:36:33	717	Jores, Marcus		GER	GER	1:06:49	3:52	5:43:11	5:45	4:36:58
108		11:37:29	780	MacKenzie, Cam		CAN	CAN	1:09:34	3:14	6:07:23	2:52	4:14:27
109		11:37:36	642	Birkelo, John		USA	USA	1:28:32	3:47	5:54:06	4:48	4:06:25
110		11:37:38	680	Eubanks, Robert		USA	USA	1:13:10	4:52	5:57:31	9:02	4:13:05
111		11:43:16	752	Mistareck, Olaf		GER	GER	1:21:15	4:34	6:13:00	5:01	3:59:27
112		11:44:44	605	Grimm, Mike		USA	USA	59:55	3:25	5:45:18	4:32	4:51:36
113		11:46:00	685	Hughes, Clive		GBR	GBR	1:14:56	4:40	6:27:02	6:06	3:53:18
114		11:51:40	737	Emele, Peter		GER	GER	1:14:15	5:34	6:20:15	4:43	4:06:56
115		11:52:41	723	Sugino, Yotaro		JPN	JPN	1:28:07	5:13	6:10:27	4:53	4:04:03
116		11:52:44	649	Hersey, Ian		USA	USA	1:24:24	5:30	6:22:15	4:09	3:56:29
117		11:54:46	695	Nixon, Jason		USA	USA	1:05:06	4:09	6:02:33	5:37	4:37:24
118		11:58:02	778	Hollinger, Warren		USA	USA	1:13:34	5:37	6:14:13	3:29	4:21:12
119		11:58:17	683	Hemp, Brendan		USA	USA	1:18:37	6:19	5:58:15	6:33	4:28:34
120		11:59:12	633	Welch, Kyle		USA	USA	1:02:48	3:26	5:33:10	5:30	5:14:18
121		12:01:03	648	Gonzalez, Bryan		USA	USA	1:07:33	4:29	5:50:55	5:27	4:52:41
122		12:01:32	702	Stevenson, Michael		ZAF	ZWE	1:14:37	5:33	6:28:30	4:35	4:08:18
123		12:02:43	718	Kester, Steven		USA	USA	1:00:47	3:40	5:38:15	15:28	5:04:35
124		12:03:24	760	Shirazi, Desmond		USA	USA	1:29:52	7:04	6:22:15	8:18	3:55:56
125		12:04:13	731	Bursell, John		USA	USA	1:11:45	4:36	5:54:17	5:07	4:48:29

Place	Bla	Time	Numb	Lname	Fname	Cnt	Rep	Swim	Tr1	Bike	Tr2	Run
126		12:05:03	711	Churillo, Johnny		USA	USA	1:14:30	6:37	6:12:25	5:54	4:25:40
127		12:05:19	765	Vandersluis, Ronald		CAN	CAN	1:00:16	4:24	5:28:09	10:56	5:21:37
128		12:07:18	644	Dannenberg, Peter		GER	GER	1:09:41	3:28	6:09:35	5:42	4:38:54
129		12:08:48	675	Carrol, John		USA	USA	1:04:37	3:26	5:21:55	5:02	5:33:50
130		12:09:09	754	O'Brien, Larry		USA	USA	1:16:39	5:11	6:16:54	4:52	4:25:36
131		12:17:23	781	Moffatt, Van		USA	USA	1:24:43	5:21	6:12:28	6:05	4:28:48
132		12:24:09	627	Macdonald, Robert		CAN	CAN	1:15:23	6:50	6:15:10	5:04	4:41:44
133		12:24:41	694	Newman, Rob		AUS	AUS	1:21:45	3:15	6:02:39	2:58	4:54:06
134		12:26:23	664	Johnsen, Alfred		NOR	NOR	1:18:12	3:36	5:22:23	3:18	5:38:57
135		12:33:22	629	Peerless, Michael		CAN	CAN	1:32:50	7:03	6:18:16	5:14	4:30:01
136		12:36:05	623	Jackson, T Dale		USA	USA	1:06:31	5:01	6:09:15	7:29	5:07:51
137		12:38:08	628	Morris, Bob		USA	USA	1:14:07	4:33	6:16:50	10:51	4:51:49
138		12:39:13	641	Bartfay, Dale		USA	USA	1:19:06	5:10	6:13:20	6:30	4:55:09
139		12:39:45	662	Gomes, Mauricio		BRA	BRA	1:10:55	4:35	6:21:35	11:48	4:50:53
140		12:43:26	672	Anderson, Ron		USA	USA	1:14:23	9:26	6:27:20	15:44	4:36:36
141		12:43:49	689	Lucchesi, Ken		USA	USA	1:25:04	8:12	6:36:44	10:15	4:23:36
142		12:47:13	632	Ulmer, Bill		USA	USA	1:07:30	5:32	6:11:29	7:30	5:15:14
143		12:50:21	774	Day, Charles		CAN	CAN	1:18:43	5:39	6:35:11	7:18	4:43:32
144		12:53:38	782	Moses, Mark		USA	USA	1:13:36	5:21	6:40:01	8:02	4:46:42
145		13:00:45	742	Harding, Peter		GBR	GBR	1:12:00	6:50	6:40:13	6:39	4:55:05
146		13:07:08	788	Silva, Carlos		USA	USA	1:26:47	4:25	6:53:11	5:06	4:37:41
147		13:18:15	640	Uytengsu, Wilfred		PHL	PHL	1:02:19	4:21	6:45:57	6:39	5:19:01
148		13:29:25	612	Thomas, Chuck		USA	USA	1:38:05	5:29	6:57:07	13:12	4:35:35
149		13:36:45	674	Bosch, Donald		USA	USA	1:04:32	7:04	7:02:26	14:14	5:08:30
150		13:41:41	736	Dunning, Ralph		CAN	CAN	1:25:39	6:55	6:40:48	9:30	5:18:51
151		13:45:22	691	McFarland, Jeffery		USA	USA	1:24:53	7:27	7:07:52	9:19	4:55:53
152		13:46:08	749	Kunimasa, Kuwahara		JPN	JPN	1:07:10	3:34	6:28:01	8:36	5:58:49
153		13:46:39	656	Roberts, Terry		AUS	AUS	1:11:33	4:47	6:01:17	6:43	6:22:21
154		13:52:56	630	Pelton, Greg		USA	USA	1:33:33	5:32	6:47:15	6:46	5:19:52
155		13:56:45	619	Beyer, William		USA	USA	1:15:45	3:49	6:05:25	46:40	5:45:09
156		14:07:54	707	Voth, Jack		USA	USA	1:29:12	11:47	7:00:37	13:09	5:13:11
157		14:12:20	647	George, John		USA	USA	1:27:47	7:53	7:15:59	10:04	5:10:39
158		14:22:30	776	Geer, Don		USA	USA	1:52:17	13:20	6:07:59	13:59	5:54:57
159		14:24:04	696	Obrien, Mark		USA	USA	1:19:49	7:28	7:30:03	10:14	5:16:33
160		14:34:15	602	Cosgrove, Dean		USA	USA	1:33:32	7:53	7:02:49	12:03	5:38:00
161		14:41:01	631	Scearce, Tim		USA	USA	1:24:53	8:34	7:11:03	10:10	5:46:22
162		14:43:17	700	Pruetz, David		USA	USA	1:25:33	8:14	7:11:40	19:15	5:38:37
163		15:00:50	722	Strachan, Shawn		CAN	CAN	1:34:04	6:48	7:10:24	9:23	6:00:14



2009 Ford Ironman World Championship Results

2009 Ford Ironman World Championship Results

Age Group Results

Place	Bla	Time	Numb	Lname	Fname	Cnt	Rep	Swim	Tr1	Bike	Tr2	Run
164		15:06:31	622	Hansen, Kurt		USA	USA	1:28:51	11:04	7:15:10	16:36	5:54:52
165		15:06:43	614	Cavalli, Steve		USA	USA	1:23:14	5:34	5:57:32	5:49	7:34:35
166		15:09:49	624	Kane, Michael		USA	USA	1:34:19	7:37	7:17:01	7:48	6:03:06
167		15:21:53	617	Huffman, Steve		USA	USA	1:56:14	6:52	7:27:42	8:43	5:42:24
168		15:29:52	607	Lehberg, Mark		USA	USA	1:15:52	8:42	7:38:36	10:55	6:15:48
169		15:43:33	608	Mason, Mark		USA	USA	1:44:28	5:36	7:12:26	8:28	6:32:38
170		15:49:03	688	Larson, Jonathan		USA	USA	1:13:39	9:24	7:20:32	11:20	6:54:10
171		15:49:21	770	Bononno, James		USA	USA	2:12:47	10:08	7:00:28	13:31	6:12:29
172		16:10:03	757	Rodriguez, Freddie		USA	USA	1:22:20	9:05	7:53:23	11:56	6:33:21
173		16:12:39	621	Geffen, Bruce		USA	USA	1:30:11	7:24	8:06:58	9:04	6:19:04
174	DNF		698	Palmucci, Danilo		ITA	ITA	57:46	3:04	5:11:18	3:34	
175	DNF		738	Fenger, Morten		DNK	DNK	1:08:31	2:55	5:07:28	4:14	
176	DNF		639	Rowlings, Andrew		AUS	AUS	1:11:13	4:14	6:19:17		
177	DNF		637	Larson, Dave		USA	USA	1:11:50				
178	DNF		606	Ibach, Thomas		GER	GER	1:14:16	6:24	6:24:11	6:39	
179	DNF		714	Fritz, Uwe		GER	GER	1:15:27	5:09	5:17:26	3:33	
180	DNF		71	Beltran, Fabian		ARG	ARG	1:24:17	5:09			
181	DNF		690	Mauldin, Patrick		USA	USA	1:26:15	11:17			
182	DNF		604	Gaulin, Myles		CAN	CAN	1:41:05	3:51	6:56:13		
183	DNF		646	Frank, Murray		CAN	CAN	1:44:14	7:28	7:44:32	10:27	

Men 50 - 54 Awards

Place	Bla	Time	Numb	Lname	Fname	Cnt	Rep	Swim	Tr1	Bike	Tr2	Run
1		09:33:09	526	Fergusson, Kevin		AUS	AUS	58:20	2:27	5:01:02	2:22	3:28:59
2		09:35:25	488	Bodson, Christian		BEL	BEL	1:13:27	3:05	5:01:42	3:25	3:13:47
3		09:48:52	539	Meteyer, Michael		USA	USA	58:51	2:51	5:14:35	4:01	3:28:35
4		09:59:17	448	Bonness, Joe		USA	USA	1:09:53	2:59	5:03:30	4:02	3:38:56
5		10:01:32	546	Wacker, Roger		USA	USA	1:01:42	3:33	5:17:16	3:47	3:35:16
6		10:02:22	556	Kinsey, Nicholas		GBR	GBR	1:05:10	3:25	5:11:27	3:29	3:38:52
7		10:02:40	501	Timm, Rolf		GER	GER	1:06:01	4:34	5:01:46	2:45	3:47:36
8		10:06:38	530	Hryciuk, Andreas		GER	GER	1:18:17	2:36	5:22:14	2:18	3:21:16
9		10:10:39	534	Kornelsen, Peter		CAN	CAN	1:01:06	3:45	5:31:36	6:54	3:27:19
10		10:11:17	480	Hill, John		AUS	AUS	1:16:53	3:46	5:15:23	3:56	3:31:21
11		10:18:55	524	Chalencon, Dominique		FRA	FRA	1:05:29	4:35	5:10:00	5:17	3:53:36
12		10:19:52	536	Lewis, Barry		USA	USA	1:12:17	3:22	5:26:09	2:53	3:35:13
13		10:26:28	485	Black, Larry		USA	USA	56:47	2:47	5:33:35	5:06	3:48:15
14		10:29:01	478	Garnitschnig, Reinhold		AUT	AUT	1:05:04	3:36	5:27:21	5:01	3:48:02

Age Group Results

Place	Bla	Time	Numb	Lname	Fname	Cnt	Rep	Swim	Tr1	Bike	Tr2	Run
15		10:29:16	475	Sperazza, Charles		USA	USA	1:05:59	4:24	5:17:09	6:06	3:55:40
16		10:38:35	463	Adam, Szwagrún		BEL	BEL	1:05:17	6:47	5:33:50	5:13	3:47:29
17		10:38:40	497	McGovern, Brian		SGP	AUS	1:17:37	3:40	5:44:39	3:48	3:28:58
18		10:39:33	506	Weigert, Uwe		GER	GER	1:11:50	3:30	5:22:21	2:40	3:59:14
19		10:40:21	490	Bridgland, Murray		AUS	AUS	1:09:22	3:07	5:16:51	4:28	4:06:35
20		10:42:55	494	Leeuwen, Jacques		NLD	NLD	1:04:28	3:56	5:30:58	5:21	3:58:14
21		10:43:10	493	Kreykenbohm, Frank		GER	GER	1:05:55	4:46	5:32:25	5:35	3:54:30
22		10:45:07	447	Bertolo, Jean Marc		FRA	FRA	1:14:12	6:17	5:44:01	4:25	3:36:14
23		10:46:23	507	Wilson, John		USA	USA	1:11:44	3:01	5:28:23	4:00	3:59:17
24		10:49:13	476	Staub, Juergen		GER	GER	1:15:08	5:01	5:33:45	5:06	3:50:14
25		10:52:42	466	Blackwell, Jeff		USA	USA	1:23:17	3:39	5:51:36	3:16	3:30:56
26		10:54:01	551	Eble, Roland		SWI	SWI	1:12:02	4:36	5:34:41	4:40	3:58:05
27		10:55:15	520	Beck, Wolfram		GER	GER	1:18:18	2:59	5:39:14	4:07	3:50:39
28		10:57:01	533	Klindworth, Juergen		GER	GER	1:08:12	3:01	5:48:10	3:31	3:54:08
29		10:57:12	505	Verwimp, Marc		BEL	BEL	1:07:23	5:15	5:50:00	3:58	3:50:38
30		10:58:27	554	Kanne, Stefan		GER	GER	1:11:16	4:04	5:24:13	4:39	4:14:17
31		10:59:21	531	Hviid, Arne		DNK	DNK	1:15:12	6:05	5:31:27	7:19	3:59:21
32		11:01:59	521	Bennatan, Andre		USA	USA	1:07:41	3:31	6:04:53	9:14	3:36:43
33		11:05:14	516	Allen, John		USA	USA	1:12:44	3:52	5:27:33	6:13	4:14:54
34		11:08:21	515	Stock, Gerhard		GER	GER	1:14:57	4:16	5:41:21	3:40	4:04:08
35		11:12:04	545	Van Wachem, Geoff		AUS	AUS	1:07:38	9:06	5:22:57	6:38	4:25:47
36		11:12:27	468	Chavez, Steven		USA	USA	1:08:21	3:59	6:00:40	9:29	3:49:59
37		11:15:03	555	Keast, Brian		CAN	CAN	1:14:24	4:20	5:54:46	3:08	3:58:27
38		11:15:27	458	Maru, Tomoji		JPN	JPN	1:12:56	5:30	6:14:22	5:36	3:37:04
39		11:16:29	547	Waco, Steve		USA	USA	1:17:38	5:18	5:49:07	4:24	4:00:03
40		11:18:16	489	Brandson, Kelly		CAN	CAN	1:12:02	4:34	6:02:26	3:09	3:56:07
41		11:18:37	508	Yost, Mark		USA	USA	1:25:25	5:43	6:03:43	5:55	3:37:52
42		11:20:15	544	Smith, Malcolm		AUS	AUS	1:21:03	4:11	6:03:13	4:40	3:47:10
43		11:21:22	519	Barnett, Mark		USA	USA	1:18:22	4:39	5:56:08	5:26	3:56:49
44		11:22:23	513	Richardson, Allan		USA	CAN	1:27:51	3:19	6:02:19	4:49	3:44:08
45		11:22:30	518	Austinat, Ralf		GER	GER	1:15:02	4:36	5:47:14	5:19	4:10:22
46		11:22:57	527	Goering, Hans-Heiner		GER	GER	1:04:26	7:12	5:41:01	4:08	4:26:12
47		11:23:17	560	Wally, Ron		USA	USA	1:07:03	3:22	5:39:01	3:45	4:30:09
48		11:25:09	529	Holland, Brendan		AUS	AUS	1:19:10	4:57	5:29:01	7:10	4:24:53
49		11:30:13	558	Kozlowski, Andrzej		CAN	POL	1:13:31	5:36	5:54:51	5:40	4:10:37
50		11:31:08	537	Mawhinney, David		GBR	GBR	1:15:02	3:45	5:40:13	3:34	4:28:35
51		11:33:43	484	Sweeney, Patrick		USA	USA	1:10:02	3:49	5:30:41	4:34	4:44:37
52		11:34:17	449	Colmant, Michael		CAN	CAN	1:31:27	4:07	6:01:03	4:50	3:52:51



2009 Ford Ironman World Championship Results

2009 Ford Ironman World Championship Results

Age Group Results

Place	Bla	Time	Numb	Lname	Fname	Cnt	Rep	Swim	Tr1	Bike	Tr2	Run
53		11:34:45	491	Brockenbrough, John		USA	USA	57:22	5:17	6:15:50	5:46	4:10:31
54		11:35:17	450	Dietrich, Johannes		GER	GER	1:14:46	3:28	5:51:13	3:16	4:22:36
55		11:38:06	559	Reckel, Wolfgang		GER	GER	1:30:17	4:44	5:50:27	4:06	4:08:33
56		11:38:12	482	McCluskey, Dan		USA	USA	1:07:49	3:45	5:46:45	4:15	4:35:40
57		11:38:49	464	Bakerman, Paul		USA	USA	1:09:56	3:48	6:13:43	5:36	4:05:48
58		11:39:23	459	Nobili, Aldo		ITA	ITA	1:14:44	4:35	5:50:58	3:20	4:25:49
59		11:39:32	514	Richers, Olaf		GER	GER	1:15:21	6:46	5:58:09	9:10	4:10:08
60		11:43:45	538	McClintock, Bruce		NZL	NZL	1:11:01	4:15	5:54:43	5:36	4:28:11
61		11:44:13	492	Bruns, Werner		GER	GER	1:25:19	4:12	6:00:53	5:10	4:08:41
62		11:46:16	522	Boldt, Jeff		USA	USA	1:12:04	3:20	5:30:05	3:09	4:57:40
63		11:50:09	528	Hassell, Mark		USA	USA	1:15:37	7:04	5:54:15	9:43	4:23:32
64		11:53:55	495	Lines, Peter		AUS	AUS	1:15:25	4:39	5:48:51	6:54	4:38:08
65		11:55:24	498	Moore, Brad		USA	USA	1:18:33	8:10	5:50:57	7:55	4:29:50
66		11:57:36	517	Annear, John		AUS	AUS	1:19:10	5:30	6:07:11	6:02	4:19:45
67		11:58:05	456	Foulounoux, Thierry		FRA	FRA	1:13:13	4:39	5:57:39	5:48	4:36:48
68		11:59:31	549	Cleary, Sean		USA	USA	1:22:12	6:22	5:58:39	6:06	4:26:13
69		12:00:01	557	Koebrich, Michael		GER	GER	1:20:27	3:53	6:19:32	3:52	4:12:19
70		12:02:16	487	Boand, Philippe		SWI	SWI	1:09:55	3:05	5:26:31	3:55	5:18:52
71		12:05:55	502	Tremaine, Vincent		AUS	AUS	1:25:35	5:06	5:55:38	7:53	4:31:45
72		12:08:37	477	D'Alessandro, Garrett		USA	USA	1:26:05	6:12	6:18:25	10:28	4:07:29
73		12:10:41	543	Rumsey, Andy		USA	USA	1:18:21	4:32	5:57:34	4:14	4:46:03
74		12:17:29	469	Debenec, Bojan		SVN	SVN	1:07:12	6:04	6:14:18	9:09	4:40:49
75		12:30:11	553	Glynn, Kevin		USA	USA	1:25:13	5:14	6:39:26	6:41	4:13:40
76		12:35:42	472	Gallo, Oscar		ARG	ARG	1:13:45	3:19	6:21:04	4:23	4:53:13
77		12:42:07	500	Safko, Greg		USA	USA	1:20:50	11:37	6:05:05	8:42	4:55:55
78		12:42:50	548	Wrightthouse, James (Randy)		USA	USA	1:13:58	7:17	6:35:18	15:07	4:31:12
79		12:49:50	467	Brown, Ray		USA	USA	1:27:19	5:29	6:18:19	5:17	4:53:26
80		12:50:46	503	Turcotte, Joe		USA	USA	1:40:04	9:29	6:03:48	5:45	4:51:42
81		12:55:30	511	Lander, Bruce		USA	USA	1:02:45	5:00	5:56:07	5:07	5:46:32
82		12:56:17	471	Flockhart, Mark		AUS	AUS	1:10:10	4:53	6:34:50	39:23	4:27:02
83		12:59:47	479	Heyrman, Peter		BEL	BEL	1:29:48	4:59	6:06:12	7:03	5:11:46
84		13:14:01	453	Spicer, Herb		USA	USA	1:05:51	2:59	5:37:26	6:11	6:21:37
85		13:38:46	486	Blair, Michael		USA	USA	1:20:46	7:17	6:41:29	9:13	5:20:03
86		14:03:30	504	Van Nostrand, William		USA	USA	1:18:30	11:03	6:52:13	12:09	5:29:38
87		14:38:59	454	Sarran, H. Scott		USA	USA	1:26:40	7:29	7:43:29	7:45	5:13:37
88		14:53:43	552	Gibbons, Robert		USA	USA	1:13:56	6:01	6:58:27	7:53	6:27:27
89		15:04:44	460	Baker, Robert		V.A	GBR	1:28:27	9:10	7:10:23	7:38	6:09:08
90		15:22:25	483	Silva, Francisco		BRA	BRA	1:44:26	8:57	7:32:59	11:10	5:44:55

Age Group Results

Place	Bla	Time	Numb	Lname	Fname	Cnt	Rep	Swim	Tr1	Bike	Tr2	Run
91		15:28:17	523	Bowersox, Keith		USA	USA	1:19:22	8:06	7:27:35	9:52	6:23:24
92		15:40:44	474	Littrell, David		USA	USA	1:30:39	5:53	8:04:58	8:17	5:51:00
93		15:57:51	462	Lait, Bob		CAN	CAN	1:32:13	9:07	7:57:27	9:18	6:09:48
94		16:03:59	525	Eykhof, Gary		AUS	AUS	1:31:18	6:55	7:20:15	12:44	6:52:49
95		16:17:22	455	Fischer-Colbrie, Mark		USA	USA	1:20:00	13:03	7:55:21	17:56	6:31:03
96		16:34:35	535	Foulk, William		USA	FJI	1:43:07	9:38	8:01:29	7:38	6:32:45
97	DNF		470	Fisch, Gilbert		SWI	SWI	1:02:56	3:12	5:35:40	3:27	
98	DNF		451	Gailis, Raimond		GER	GER	1:05:55	2:38	5:34:47	3:03	
99	DNF		509	Cali, Laurent		USA	USA	1:06:01	2:57			
100	DNF		550	Dumay, Yves		FRA	FXX	1:06:42	4:55	5:27:30	3:24	
101	DNF		496	Lukanich, Jim		USA	USA	1:24:15	5:43	5:56:27		
102	DNF		541	Ross, David		USA	USA	1:34:55	14:33	8:36:46	10:08	
103	DNF		452	Olson, Dave		USA	USA	1:41:23	9:23			
104	DNF		499	Ridao, Richard		USA	USA	2:00:20	10:11			
Men 55 - 59 Awards												
Place	Bla	Time	Numb	Lname	Fname	Cnt	Rep	Swim	Tr1	Bike	Tr2	Run
1		10:33:03	416	Moats, Kevin		USA	USA	1:05:51	3:30	5:19:24	4:09	4:00:12
2		10:36:47	382	Ames, Oakes		USA	USA	1:13:53	4:01	5:31:12	3:35	3:44:07
3		10:38:41	411	Norris, Randall		USA	USA	1:13:25	3:24	5:22:30	4:34	3:54:50
4		10:47:23	394	Forster, Gustav		GER	GER	1:17:44	4:16	5:36:21	4:54	3:44:09
5		10:52:05	370	Bruskewitz, Jim		USA	USA	59:35	5:23	5:36:09	8:57	4:02:03
6		10:52:24	371	Churlet, Daniel		FRA	FRA	1:12:00	3:47	5:30:22	4:52	4:01:25
7		11:02:02	365	Vrastil, Miroslav		CZE	CZE	1:18:14	3:38	5:41:20	3:25	3:55:26
8		11:05:08	393	Fitch, Stu		AUS	AUS	1:02:40	3:36	5:54:14	3:50	4:00:50
9		11:11:03	407	Kiley, Chris		AUS	AUS	1:22:38	4:35	5:40:23	4:18	3:59:10
10		11:11:20	406	Kaiser, Nicholas		USA	GBR	1:14:51	4:39	5:59:30	4:02	3:48:20
11		11:16:13	386	Mijwaart, Gerrit		NLD	NLD	1:18:10	3:45	5:40:43	3:35	4:10:02
12		11:17:58	375	Mccormack, David		AUS	AUS	1:17:41	4:18	5:59:01	2:51	3:54:09
13		11:19:08	389	Valena, Tomas		AUS	AUS	1:33:44	4:23	5:58:32	3:12	3:39:19
14		11:23:58	392	Dalla Barba, Patrick		FRA	FXX	1:13:53	4:00	6:00:23	5:17	4:00:27
15		11:26:04	377	Roobrouck, Jo		BEL	BEL	1:24:12	3:49	5:41:32	4:48	4:11:45
16		11:29:51	387	Preradovic, Konstantin		SVN	SVN	1:12:13	5:52	5:54:21	6:46	4:10:42
17		11:36:34	378	Sattler, Hans		GER	GER	1:02:44	3:23	5:52:49	6:26	4:31:13
18		11:49:51	397	Kaitsuka, Kenji		JPN	JPN	1:11:11	8:59	6:16:57	5:53	4:06:52
19		11:50:05	408	Moriarty, John		NZL	NZL	1:28:45	9:34	6:19:20	6:44	3:45:43
20		11:51:02	367	Simpson, Rick		USA	USA	1:06:03	4:11	6:09:10	2:26	4:29:14



2009 Ford Ironman World Championship Results

2009 Ford Ironman World Championship Results

Age Group Results

Age Group Results

Place	Bla	Time	Numb	Lname	Fname	Cnt	Rep	Swim	Tr1	Bike	Tr2	Run
21		11:57:25	388	Shinners, Thomas		USA	USA	1:23:18	4:59	5:40:19	5:38	4:43:13
22		11:58:40	390	Waldau, Michael		USA	USA	1:22:08	4:20	6:27:46	4:37	3:59:50
23		12:04:26	380	Dykhouse, Mark		USA	USA	1:21:35	7:05	5:54:11	4:20	4:37:18
24		12:12:54	363	Arrasate, Juan		CHL	CHL	1:25:31	8:13	6:12:42	5:40	4:20:49
25		12:13:28	398	Kloedon, Peter		GER	GER	1:31:09	5:08	6:22:10	4:24	4:10:38
26		12:18:13	384	Lamothe, Bob		USA	USA	1:30:23	5:15	6:00:01	7:59	4:34:36
27		12:19:03	361	Horino, Masaaki		JPN	JPN	1:28:07	6:20	6:39:02	3:15	4:02:21
28		12:25:50	410	Muessgens, Gerd		GER	GER	1:20:31	6:07	6:22:40	21:26	4:15:08
29		12:29:06	381	Fuller, Jim		USA	USA	1:15:51	7:27	6:23:33	4:43	4:37:34
30		12:38:21	368	Tout, Richard		CAN	CAN	1:36:56	4:56	6:20:01	7:23	4:29:08
31		12:38:51	405	Jonker, Michiel		SWI	BEL	1:25:17	6:09	6:09:57	10:25	4:47:05
32		12:41:27	413	Rosenstraus, Joel		USA	USA	1:28:36	5:57	6:28:49	5:44	4:32:24
33		12:43:00	401	Boylan, Scott		USA	USA	1:23:16	8:50	6:59:03	7:33	4:04:20
34		12:43:25	364	Cadiere, Robert		FRA	FRA	1:09:09	4:15	6:34:23	6:55	4:48:45
35		12:49:33	402	Carlyle, Phil		AUS	AUS	1:38:56	6:06	6:27:48	9:29	4:27:17
36		12:51:36	403	Guignon, Milton		CAN	CAN	1:29:07	6:54	6:38:06	10:07	4:27:25
37		12:59:26	415	Woodhurst, Derek		CAN	CAN	1:25:21	6:46	6:27:56	7:26	4:51:58
38		12:59:37	373	Edye, Simon		GBR	GBR	1:17:52	5:41	6:32:43	8:14	4:55:08
39		13:02:21	412	Reid, George		CAN	CAN	1:12:49	3:54	6:47:40	3:56	4:54:03
40		13:04:26	383	Harper, Dean		USA	USA	57:12	4:59	6:32:38	5:26	5:24:13
41		13:13:34	391	Whitman, Bob		USA	USA	1:36:36	7:05	6:32:41	9:07	4:48:07
42		13:37:50	372	Dugan, David		USA	USA	1:10:39	5:30	6:28:30	5:38	5:47:34
43		13:43:15	396	Ishida, Yoshikazu		JPN	JPN	1:19:40	5:37	6:39:38	12:21	5:26:02
44		13:44:31	379	Azevedo Jr, Roberto		BRA	BRA	1:15:15	3:31	6:06:20	6:12	6:13:16
45		13:58:44	404	Harrison, Scott		USA	USA	1:41:15	8:01	6:53:19	7:49	5:08:22
46		14:02:07	369	Arnold, Walter		USA	USA	1:11:57	5:06	6:16:08	8:00	6:20:57
47		14:21:03	366	Hamilton, Micheal		USA	USA	1:48:15	6:21	6:42:33	8:49	5:35:07
48		14:28:55	395	Greineisen, Bill		USA	USA	1:15:13	5:51	6:48:22	8:08	6:11:23
49		14:50:46	359	Alvarez, Charles		USA	USA	1:57:50	5:37	6:47:31	7:57	5:51:53
50		15:20:26	362	Homps, Pablo		ARG	ARG	1:26:53	10:20	7:19:48	11:19	6:12:08
51		15:26:35	376	Porter, Kevin		USA	USA	2:01:23	9:37	7:24:47	6:43	5:44:07
52		16:48:16	374	Fuller, Terry		USA	USA	1:39:33	9:48	8:12:38	10:58	6:35:21
53	DNF		400	Beardsley, William		USA	USA	1:03:39	4:34	5:50:22		
54	DNF		414	Taylor, Gregory		USA	USA	1:07:56	5:16	5:43:22	4:41	
55	DNF		399	Andres, Hartmut		GER	GER	1:12:03	2:37			
56	DNF		409	Morini, Dennis		USA	USA	1:13:26	4:07	6:35:06		
57	DNF		385	Matzner, Robert		USA	USA	1:19:37	5:53	5:45:43	4:56	



Men 60 - 64 Awards

Place	Bla	Time	Numb	Lname	Fname	Cnt	Rep	Swim	Tr1	Bike	Tr2	Run
1		10:27:28	316	Humboldt, Reinhold		GER	GER	1:12:06	4:16	5:25:09	8:13	3:37:46
2		10:51:48	331	Krach, Wilhelm		GER	GER	1:11:45	4:12	5:46:10	3:37	3:46:05
3		10:58:20	315	Hefti, Hermann		SWI	SWI	1:26:42	3:39	5:34:27	6:04	3:47:30
4		11:27:31	339	Domoney, Christopher		GBR	GBR	1:31:01	4:18	6:03:09	3:26	3:45:39
5		11:27:54	311	Weber, Thomas		SWI	SWI	1:11:48	5:19	5:47:42	8:35	4:14:31
6		11:35:03	326	Briscoe, Timothy		ZAF	ZAF	1:32:16	4:57	6:17:10	4:05	3:36:36
7		11:50:00	320	Pitman, Allan		AUS	AUS	1:10:18	4:03	6:20:00	3:47	4:11:55
8		11:51:34	307	Michelon, Johann		AUT	AUT	1:35:57	3:46	5:56:57	3:13	4:11:43
9		12:00:27	317	Loeb, Andrew		USA	USA	1:13:29	5:31	6:18:42	4:44	4:18:04
10		12:09:44	332	Lambert, Paul		USA	USA	1:25:25	4:35	6:02:44	5:51	4:31:11
11		12:17:57	322	Allen, George		USA	USA	1:28:31	5:33	6:21:47	3:28	4:18:39
12		12:31:56	340	Maxwell, Gary		USA	USA	1:47:09	6:31	6:13:13	5:33	4:19:32
13		12:53:01	324	Ladewig, Rob		USA	USA	1:33:47	5:47	6:29:16	4:58	4:39:14
14		12:56:36	305	Balfour, Scott		GBR	GBR	1:21:02	6:13	6:47:07	6:49	4:35:28
15		13:06:26	294	Taube, Eric		USA	ISR	1:18:13	5:17	6:51:15	4:44	4:46:59
16		13:07:15	314	Dicker, James		USA	USA	1:19:38	6:53	6:07:24	5:39	5:27:42
17		13:07:26	327	Brown, Steve		AUS	AUS	1:21:38	6:44	6:14:15	6:56	5:17:55
18		13:13:30	313	Schachner, Josef		GER	GER	1:41:56	7:39	7:01:12	5:28	4:17:16
19		13:24:08	318	Padin, Mario		ARG	ARG	1:17:39	7:38	7:14:03	7:43	4:37:06
20		13:28:06	328	Coville, Charles		AUS	AUS	1:32:11	6:11	6:44:12	5:44	4:59:48
21		13:34:08	302	Mitsui, Toshihiko		JPN	JPN	1:54:28	8:47	6:50:25	10:54	4:29:37
22		13:37:17	321	Wren, William		USA	USA	1:05:23	4:07	6:04:03	6:02	6:17:44
23		13:40:07	312	Adams, Richard		USA	USA	1:25:45	5:56	7:07:58	10:28	4:50:03



2009 Ford Ironman World Championship Results

2009 Ford Ironman World Championship Results

Age Group Results

Age Group Results

Place	Bla	Time	Numb	Lname	Fname	Cnt	Rep	Swim	Tr1	Bike	Tr2	Run
24		13:46:41	329	Ishikawa, Norifumi		JPN	JPN	2:03:50	10:58	7:01:34	11:02	4:19:19
25		13:49:32	297	Aoki, Masataka		JPN	JPN	1:29:36	7:32	6:38:35	6:55	5:26:55
26		13:52:33	334	Matsumoto, Mitsuru		JPN	JPN	1:21:14	6:23	7:10:44	6:30	5:07:43
27		13:57:13	338	Cookson, Louis		USA	USA	1:26:27	6:11	6:09:03	12:36	6:02:58
28		14:02:36	299	Fassler, Hansjorg		SWI	SWI	1:29:28	5:07	6:26:28	6:04	5:55:30
29		14:07:39	187	Adamle, Mike		USA	USA	1:33:51	5:44	7:09:48	4:13	5:14:04
30		14:16:53	323	Hetherington, John		CAN	CAN	1:31:16	5:45	7:04:34	7:01	5:28:19
31		14:18:14	306	Burnett, Russ		USA	USA	1:33:28	10:53	7:05:21	9:38	5:18:57
32		14:25:48	325	Partel, Ken		USA	USA	1:39:45	7:50	6:49:42	9:08	5:39:25
33		14:40:11	319	Pavlovic, Caslav		USA	USA	1:41:20	5:06	7:27:54	8:19	5:17:34
34		14:40:54	310	Spitaleri, Ted		USA	USA	1:33:13	7:48	7:24:39	9:32	5:25:45
35		14:47:32	298	Decker, Dane		USA	USA	1:31:35	11:32	7:48:08	12:29	5:03:51
36		15:25:50	293	Miller, Chuck		USA	USA	1:39:51	13:41	7:13:00	7:01	6:12:19
37		15:30:28	308	Rosen, Ted		CAN	CAN	1:33:49	5:21	7:37:40	11:09	6:02:30
38		15:45:04	303	Butterworth, Simon		USA	USA	1:23:45	6:49	8:43:48	26:26	5:04:17
39		16:02:04	179	Vigorito, Robert		USA	USA	1:31:42	9:15	7:41:01	10:47	6:29:21
40		16:23:37	301	Lansing, Dick		USA	USA	1:42:34	7:08	7:06:13	8:12	7:19:31
41		16:24:13	333	Leahy, Mike		USA	USA	1:22:31	6:17	7:31:50	14:22	7:09:15
42		16:41:32	309	Scherer, Kenneth		USA	USA	1:42:11	12:59	7:19:14	10:34	7:16:35
43		16:41:54	296	Saenz, Guillermo		CRC	CRI				10:57	6:45:02

Place	Bla	Time	Numb	Lname	Fname	Cnt	Rep	Swim	Tr1	Bike	Tr2	Run
44	DNF		335	Rothbaum, Mark		USA	USA	1:12:18	6:15	7:43:58		6:38
45	DNF		337	Truscott, Al		USA	USA	1:18:53	3:42	6:36:41		11:55
46	DNF		304	Hyre, Richard		USA	USA	1:25:07	4:49	6:56:55		
47	DNF		300	Honeychurch, Denis		USA	USA	1:30:26	5:49	6:33:00		8:10
48	DNF		330	Jennings, George		USA	USA	1:34:11	13:14			
49	DNF		295	Hoon, Bill		USA	USA	2:01:52	11:25			

Men 65 - 69 Awards

Place	Bla	Time	Numb	Lname	Fname	Cnt	Rep	Swim	Tr1	Bike	Tr2	Run
1		12:24:18	258	Kostic, Milos		CAN	CAN	1:33:50	7:15	6:14:22	5:11	4:23:42
2		12:36:44	287	Winkler, Gotthard		GER	GER	1:31:23	5:44	6:22:00	7:16	4:30:24
3		12:40:00	277	Dihismaier, Gunter		GER	AUT	1:28:08	6:20	6:40:10	5:53	4:19:32
4		12:45:49	270	Plant, Robert		USA	USA	1:18:22	5:29	6:25:12	5:59	4:50:49
5		13:06:16	257	Iwens, Eli		BEL	BEL	1:33:24	5:32	6:27:58	4:56	4:54:28
6		13:21:18	268	Koshino, Masayuki		JPN	JPN	1:49:00	6:28	6:58:18	4:45	4:22:49
7		13:24:28	285	Spreitzgrabner, Richard		AUT	AUT	1:42:26	4:29	6:39:44	5:51	4:52:01
8		13:24:34	274	Thorsen, Geoffrey		AUS	AUS	1:33:07	5:12	6:16:05	5:12	5:25:01
9		13:43:16	286	Weinbrandt, Dick		USA	USA	1:14:11	4:49	7:05:36	5:42	5:13:01
10		13:46:32	273	Lundell, Dwight		USA	USA	1:48:37	5:58	6:25:28	8:46	5:17:45
11		13:56:23	259	Hellman, Patrick		USA	USA	1:46:57	9:46	6:31:13	8:16	5:20:14
12		14:00:19	280	Fekete, Tamas		GER	GER	1:38:51	11:23	6:48:03	8:12	5:13:53
13		14:11:06	272	Davis, Mount		USA	USA	1:25:15	6:58	6:37:18	8:06	5:53:31
14		14:17:14	265	Birtalan, Vic		USA	USA	1:22:57	9:33	7:24:16	7:39	5:12:50
15		14:21:34	263	Ogawa, Tadayoshi		JPN	JPN	1:21:02	7:34	7:42:25	7:16	5:03:18
16		14:27:09	284	Nakagawa, Ryuji		JPN	JPN	1:44:25	5:48	7:03:05	5:09	5:28:43
17		14:31:47	261	Ishii, Hideki		JPN	JPN	1:46:59	8:02	7:47:38	8:25	4:40:45
18		14:36:42	282	Garcia, Joseph		CAN	CAN	1:51:52	4:04	8:00:04	6:44	4:34:00
19		14:42:14	267	Homma, Tomio		JPN	JPN	1:34:10	6:34	7:20:02	6:17	5:35:13
20		15:50:34	283	Hemker, Reinhold		GER	AUT	1:36:34	4:21	7:38:53	43:26	5:47:22
21		16:08:38	260	Hudson, Russ		USA	USA	2:06:59	7:41	7:11:42	8:29	6:33:48
22		16:09:46	264	Anfossi, Jean-Louis		FRA	FRA	1:34:13	9:13	7:41:21	13:22	6:31:39
23		16:19:12	269	Mine, Warren		USA	USA	2:02:00	5:59	8:19:13	11:00	5:41:00
24		16:23:42	281	Frezza, Marty		USA	USA	1:38:50	7:21	7:21:26	9:27	7:06:39
25		16:27:40	256	Horiuchi, Tadashi		JPN	JPN	2:02:24	10:46	8:16:26	9:52	5:48:14
26		16:28:37	253	Baker, Robert		USA	USA	1:47:15	12:50	7:33:51	10:59	6:43:43
27		16:30:53	254	Lettner, Tommy		CAN	CAN	1:52:10	12:58	7:38:28	11:20	6:35:59
28		16:32:55	266	Hetherington, Ken		CAN	CAN	1:41:18	7:39	8:39:39	5:44	5:58:38



2009 Ford Ironman World Championship Results

Age Group Results

Place	Bla	Time	Numb	Lname	Fname	Cnt	Rep	Swim	Tr1	Bike	Tr2	Run
29		16:50:36	262	Richey, Wayne		USA	USA	1:50:28	7:46	7:39:56	8:43	7:03:44
30		16:59:12	276	Decker, Richard		USA	USA	1:22:57	16:16	7:47:21	14:32	7:18:07
31	DNF		279	Estes, Rob		USA	USA	1:21:41	5:38	6:34:42	7:08	
32	DNF		271	Wood, Peter		USA	NZL	1:29:21	6:17	6:09:05	5:52	
33	DNF		255	Little, Roger		USA	USA	1:38:45	6:25	7:40:45	10:40	
34	DNF		275	A-Moo-Ha, Cowman		USA	USA	2:00:29	19:20			

Men 70 - 44 Awards

Place	Bla	Time	Numb	Lname	Fname	Cnt	Rep	Swim	Tr1	Bike	Tr2	Run
1		14:02:47	226	Kojima, Yutaka		JPN	JPN	1:19:05	9:20	7:18:20	8:25	5:07:39
2		14:03:28	243	Brunner, Eckhard		AUT	AUT	2:02:15	6:23	6:48:27	9:34	4:56:51
3		14:10:33	239	Greb, Horst		GER	GER	1:28:33	5:49	7:20:31	5:54	5:09:47
4		14:17:40	237	Clark, Richard		USA	USA	1:48:55	7:29	6:48:51	6:00	5:26:27
5		14:23:15	247	Hoening, Adalbert		GER	GER	1:26:47	8:10	6:52:52	5:33	5:49:55
6		14:27:06	249	Tarkington, Al		USA	USA	1:22:07	8:36	7:09:03	4:58	5:42:24
7		14:27:56	236	Von Schrader, Georg		GER	GER	1:30:39	8:25	7:39:44	9:38	4:59:32
8		14:45:42	242	Beccamel, Pierre		FRA	FRA	2:07:49	4:53	7:15:47	6:50	5:10:25
9		14:52:40	248	Weigel, Volkhard		GER	GER	1:39:56	11:42	7:30:03	13:55	5:17:07
10		14:55:15	234	Ottaway, Ron		USA	USA	1:38:40	6:36	7:08:55	6:21	5:54:45
11		15:27:41	230	Thamhain, Hans		USA	USA	1:52:56	7:32	7:24:50	4:00	5:58:26
12		15:31:49	246	Heins, Bob		USA	USA	1:51:31	8:28	7:41:00	11:14	5:39:37
13		16:12:07	227	Tomita, Satoshi		JPN	JPN	1:44:32	7:24	7:50:36	10:37	6:19:00
14		16:14:52	229	Mayer, John		USA	USA	2:03:53	6:59	7:45:39	7:47	6:10:37
15		16:23:13	238	Elmitt, Garry		USA	USA	1:39:39	7:36	7:26:34	9:10	7:00:16
16		16:24:53	232	Kahl, Kurt		USA	USA	2:01:12	4:42	7:54:13	5:34	6:19:13
17		16:32:41	235	Yee, Sze Mun		MYS	MYS	1:51:37	5:33	8:19:34	8:14	6:07:44
18		16:36:41	245	Dieben, Hans		USA	NLD	1:34:25	7:31	7:50:42	14:18	6:49:46
19		16:38:41	193	Amundson Jr, George		USA	USA	1:45:35	8:31	7:40:46	12:15	6:51:36
20	DNF		244	Cram, Gerald		USA	USA	1:39:12	11:41			
21	DNF		233	McDiarmid, James		USA	USA	1:52:12	6:32			
22	DNF		240	Morrison, Robert		USA	USA	2:09:11	13:50			
23	DNF		231	Foster, Robert		USA	USA	2:11:38	6:16			
24	DNF		228	Eggink, Cliff		USA	USA	2:13:08	15:12			

2009 Ford Ironman World Championship Results

Age Group Results

Men 75 - 49 Awards

Place	Bla	Time	Numb	Lname	Fname	Cnt	Rep	Swim	Tr1	Bike	Tr2	Run
1		14:47:53	222	Brockenbrough, Roger		USA	USA	2:12:52	6:55	7:18:47	8:34	5:00:47
2		15:24:17	216	Scott, Bob		USA	USA	1:48:44	5:44	7:15:04	9:21	6:05:27
3		15:47:34	223	Endo, Suimo		JPN	JPN	1:32:55	10:39	7:49:41	8:20	6:06:02
4		16:52:29	215	Hollander, Lew		USA	USA	1:52:12	5:45	8:08:54	6:55	6:38:44
5	DNF		219	Wolfgram, Edwin		USA	USA	1:57:37	5:08			
6	DNF		220	Harter, Bill		USA	USA	2:01:15	13:09			
7	DNF		224	Linder, Bill		USA	USA	2:01:19	20:03			
8	DNF		218	Knor, Franz		AUT	AUT	2:22:59				

Men 80 & Over Awards

Place	Bla	Time	Numb	Lname	Fname	Cnt	Rep	Swim	Tr1	Bike	Tr2	Run
1	DNF		200	Southwell, Robert		AUS	AUS	1:30:32	11:17	8:32:59		

Women 18 - 24 Awards

Place	Bla	Time	Numb	Lname	Fname	Cnt	Rep	Swim	Tr1	Bike	Tr2	Run
1		10:50:52	1864	Wohlers, Lindsay		USA	USA	1:03:00	3:01	5:38:25	3:29	4:02:59
2		10:52:11	1872	Vertiz, Tatiana		USA	MEX	1:05:24	2:53	6:08:20	3:16	3:32:20
3		11:12:16	1869	Tripke, Julia		GER	GER	1:13:27	3:42	5:58:56	3:30	3:52:43
4		11:26:07	1856	Kuhnlein, Angela		GER	GER	1:11:57	3:59	5:54:05	2:50	4:13:17
5		11:46:07	1855	Gooch, Kiley		USA	USA	1:03:12	2:42	6:01:44	4:41	4:33:49
6		11:52:29	1871	Collier, Jacinta		AUS	AUS	1:00:49	3:14	6:21:54	8:22	4:18:12
7		11:57:08	1868	Abramowski, Jannicke		GER	GER	1:05:28	2:36	6:26:09	3:16	4:19:42
8		12:00:38	1851	Cassel, Kara		USA	USA	1:21:35	3:09	6:44:52	4:01	3:47:03
9		12:24:53	1866	Rossi, Julia		USA	USA	1:08:15	3:50	6:00:00	6:56	5:05:55
10		12:28:54	1860	Nelson, Sara		USA	USA	1:11:35	2:44	6:17:51	3:43	4:53:03
11		12:29:46	1850	Browne, Meghan		USA	USA	55:23	2:42	6:22:44	4:52	5:04:07
12		12:33:02	1853	Chura, Haley		USA	USA	53:33	3:11	6:06:03	4:35	5:25:42
13		12:39:56	1865	Chow, Amy		USA	USA	1:19:31	6:52	6:53:44	8:29	4:11:22
14		12:42:19	1854	Dimichele, Leslie		USA	USA	1:05:12	2:57	6:49:49	3:56	4:40:27
15		12:48:54	1870	Valerius, Carmen		GER	GER	1:10:25	2:37	6:15:55	5:10	5:14:49
16		12:54:56	1852	Chong, Jessica		USA	USA	1:02:20	2:23	6:16:34	4:19	5:29:22
17		13:06:31	1863	Stedford, Adrienne		CAN	CAN	1:10:53	2:53	6:16:51	25:14	5:10:42
18		13:07:00	1862	Pfleger, Florentina		AUT	AUT	1:21:15	3:53	7:21:35	4:04	4:16:15



2009 Ford Ironman World Championship Results

2009 Ford Ironman World Championship Results

Age Group Results

Place	Bla	Time	Numb	Lname	Fname	Cnt	Rep	Swim	Tr1	Bike	Tr2	Run
19		13:07:28	1873	Fujiki, Aiko		JPN	JPN	1:18:19	4:06	7:17:23	5:11	4:22:31
20		13:15:01	1857	Mandy, Dammekens		BEL	BEL	1:27:42	4:33	6:45:44	4:59	4:52:04
21		13:15:40	1874	Rahel, Battig		SWI	SWI	1:14:28	5:38	6:39:04	3:02	5:13:30
22		14:46:37	1875	Fraser, Ryann		USA	CAN	1:13:35	5:43	6:49:08	8:47	6:29:26
23		15:03:48	1859	Murawska, Anna		GBR	GBR	1:28:58	11:03	7:43:53	13:40	5:26:17
24		15:51:01	1858	Markesich, Catherine		USA	USA	1:25:31	6:34	8:06:31	11:10	6:01:17

Women 25 - 29 Awards

Place	Bla	Time	Numb	Lname	Fname	Cnt	Rep	Swim	Tr1	Bike	Tr2	Run
1		10:01:48	1800	Nichols, Renee		AUS	AUS	1:10:54	3:16	5:15:53	3:08	3:28:38
2		10:10:54	1767	Benz, Simone		SWI	SWI	56:15	2:34	5:37:16	2:48	3:32:03
3		10:12:29	1764	Maier, Simone		NZL	NZL	1:13:30	3:17	5:19:11	3:43	3:32:50
4		10:17:58	1811	Arendt, Jackie		USA	USA	1:01:18	3:40	5:39:41	4:34	3:28:48
5		10:30:43	1771	Tvermoes, Brooke		USA	USA	1:01:58	3:35	5:46:35	5:17	3:33:20
6		10:33:17	1782	Ottosen, Karina		DNK	DNK	1:03:28	2:33	5:47:29	3:28	3:36:21
7		10:50:40	1798	Trukenmuller, Rebekka		GER	GER	1:14:12	3:13	5:45:43	3:58	3:43:35
8		10:51:04	1801	Brama, Elisabeth		GBR	GER	1:03:27	3:16	5:47:01	4:26	3:52:55
9		10:52:12	1804	Mavrodin, Julia		USA	USA	1:02:10	3:32	5:45:18	2:56	3:58:17
10		10:57:34	190	Gross, Nicole		USA	USA	58:55	2:43	5:49:11	3:10	4:03:36
11		11:02:19	1802	Castaneda, Rosalinda		USA	USA	1:13:04	3:10	6:00:36	3:54	3:41:36
12		11:03:37	1814	Levasseur, Laurianne		FRA	FRA	1:18:31	3:48	5:30:04	4:16	4:07:00
13		11:05:00	1765	Richardson, Shandra		USA	USA	1:00:03	3:13	5:56:42	4:47	4:00:17
14		11:05:49	1796	Springer, Laura		USA	USA	58:14	2:29	5:47:29	3:17	4:14:22
15		11:08:34	1772	Bounds, Brandy		USA	USA	1:02:37	2:35	5:53:33	4:58	4:04:53
16		11:08:48	1789	Craft, Kristy		AUS	AUS	1:09:16	2:22	5:55:03	3:37	3:58:32
17		11:09:28	1787	Beebe, Kelzie		USA	USA	1:04:19	3:45	5:57:02	3:52	4:00:32
18		11:11:44	1768	Flaherty, Rebecca		USA	USA	1:06:17	2:44	5:57:33	2:55	4:02:17
19		11:16:09	1779	Lockwood, Elizabeth		USA	USA	1:06:09	3:23	6:01:57	3:50	4:00:52
20		11:17:01	1780	Louw, Sarah		ZAF	RSA	1:06:18	3:01	6:03:51	5:15	3:58:38
21		11:17:19	1770	Rekas, Lidia		USA	POL	1:11:07	3:07	5:51:15	4:27	4:07:25
22		11:18:34	1769	Meyer, Angela		USA	USA	1:21:16	3:30	5:57:38	3:39	3:52:32
23		11:21:07	1795	Senzai, Kimiko		JPN	JPN	1:06:46	3:23	6:40:55	3:22	3:26:43
24		11:27:48	1774	Chrislock-Lauterbach, Mari		USA	USA	1:06:26	4:22	6:15:23	5:09	3:56:30
25		11:27:49	1803	Geier, Andrea		AUT	AUT	1:00:14	3:27	5:54:35	3:11	4:26:25
26		11:29:06	1776	Jackson, Christina		USA	USA	57:00	3:18	5:57:39	8:26	4:22:44
27		11:32:27	1812	Daunhauer, Beth		USA	USA	1:05:52	3:55	5:59:12	3:40	4:19:49
28		11:34:16	1784	Wittmaack, Elizabeth		USA	USA	1:19:35	3:34	6:01:45	6:21	4:03:03

Age Group Results

Place	Bla	Time	Numb	Lname	Fname	Cnt	Rep	Swim	Tr1	Bike	Tr2	Run
29		11:41:02	1807	Lapinova, Kristina		SVK	SVK	1:26:31	2:11	6:12:42	3:12	3:56:27
30		11:41:35	1794	Schlemmer, Vanessa		GER	GER	1:03:54	2:55	6:05:20	6:07	4:23:22
31		11:44:04	1778	Korevec, Kristin		USA	USA	1:05:02	3:29	6:11:24	4:07	4:20:04
32		11:49:29	1785	Spiese, Darcy		USA	USA	1:05:11	5:03	6:33:28	6:04	3:59:44
33		11:49:52	1799	Relf, Ashley		USA	USA	1:16:14	4:27	6:11:04	7:00	4:11:09
34		11:51:17	1777	Kersten, Erin		USA	USA	1:25:46	3:22	6:07:44	3:47	4:10:40
35		12:17:21	1808	Benoit, Jacqueline		AUS	AUS	1:09:04	2:49	6:30:12	5:53	4:29:26
36		12:19:40	1792	Matsen, Laura		USA	USA	1:22:07	5:55	6:27:34	5:47	4:18:19
37		12:30:02	1806	Vatlach, Mignon		GER	GER	57:46	3:03	6:17:05	6:16	5:05:53
38		12:32:51	1793	Paradis, Lilia		USA	RUS	1:32:48	7:20	6:54:51	7:44	3:50:11
39		13:48:17	1809	Jackson, Catriona		CAN	CAN	1:06:57	4:14	6:09:36	5:30	6:22:02
40		13:49:56	1786	Walter, Verena		GER	GER	1:06:59	3:40	5:45:28	4:55	6:48:55
41		14:04:10	1783	Palijanskaite, Laura		USA	LIT	1:42:08	5:15	7:13:39	5:43	4:57:27
42		14:24:44	1781	McCurdy, Jane		CAN	CAN	1:22:27	3:48	6:58:50	6:55	5:52:45
43		14:44:10	1805	Robinson, Jessica		USA	USA	1:19:44	5:24	7:34:55	6:48	5:37:21
44		15:31:25	1775	Hankus, Lindsey		USA	USA	1:34:52	8:30	7:40:17	12:50	5:54:58
45		15:37:27	1763	Johnson, Emily		USA	USA	1:34:47	6:50	7:54:43	10:49	5:50:20
46	DNF		1788	Aeberhard, Christin		SWI	SWI	1:01:48	2:55	5:48:04	9:38	
47	DNF		1766	Vancauwenberghe, Inge		BEL	BEL	1:06:25	2:08			
48	DNF		1773	Carrel, Jo		NZL	NZL	1:11:17	3:48	6:10:49	4:52	
49	DNF		1797	Taketomo, Mai		JPN	JPN	1:11:48	4:47			
50	DNF		1790	Freeman, Hannah		USA	USA	1:15:34	32:24			
51	DNF		1791	Harburg, Michelle		USA	USA	1:19:14	4:39	5:48:23	11:42	

Women 30 - 34 Awards

Place	Bla	Time	Numb	Lname	Fname	Cnt	Rep	Swim	Tr1	Bike	Tr2	Run
1		09:46:26	1602	Calkins, Kathleen		USA	USA	59:52	3:07	5:16:13	3:23	3:23:54
2		10:02:56	1617	Shaw, Rhae		USA	CAN	1:00:42	2:29	5:15:51	2:59	3:40:57
3		10:04:36	1635	Balbach, Silvia		GER	GER	1:11:03	2:11	5:26:22	2:47	3:22:14
4		10:06:45	1653	Hufe, Mareen		GER	GER	1:06:07	3:01	5:17:38	2:58	3:37:03
5		10:17:14	1629	Wernick, Charisa		USA	USA	1:06:09	2:33	5:32:42	2:37	3:33:16
6		10:19:25	1618	Carritt, Joanna		GBR	GBR	1:07:46	2:33	5:32:20	2:17	3:34:32
7		10:24:52	1646	Snyder, Sierra		USA	USA	58:45	2:34	5:31:45	4:42	3:47:08
8		10:26:13	1663	Molloy, Kirsten		AUS	AUS	1:00:03	2:33	5:40:40	2:34	3:40:26
9		10:28:23	1610	Schmidt-Mongrain, Sharon		USA	USA	1:05:01	3:25	5:42:18	2:48	3:34:53
10		10:32:54	1637	Brooks, Belinda		AUS	AUS	56:40	3:39	5:47:16	4:36	3:40:44
11		10:39:07	1612	Solanas, Julieta		ARG	ARG	1:01:40	2:19	5:52:34	3:03	3:39:33



2009 Ford Ironman World Championship Results

2009 Ford Ironman World Championship Results

Age Group Results

Place	Bla	Time	Numb	Lname	Fname	Cnt	Rep	Swim	Tr1	Bike	Tr2	Run
12		10:39:23	1603	Christensen, Birgitte		DNK	DNK	1:09:54	2:43	5:36:33	3:53	3:46:22
13		10:44:27	1630	Wilfing, Monika		AUT	AUT	1:17:38	3:10	5:36:19	2:48	3:44:34
14		10:46:31	1643	Johnson, Jennifer		USA	USA	1:10:21	3:51	5:51:12	3:41	3:37:28
15		10:48:15	1665	Sutton, Edwina		GBR	GBR	1:06:21	3:28	5:29:33	2:22	4:06:33
16		10:50:04	1652	Glad, Jasmina		FRA	FIN	1:09:29	2:49	5:55:52	4:04	3:37:52
17		10:54:13	1650	Dierkes, Manuela		GER	GER	1:07:02	2:36	5:52:59	3:47	3:47:52
18		10:55:32	1622	In-Albon, Tina		SWI	SWI	1:06:32	4:01	5:59:21	4:13	3:41:26
19		10:55:38	1647	Kronenberg, Manuela		SWI	SWI	1:15:05	3:07	5:54:22	3:46	3:39:19
20		10:57:45	1615	Weber-Niederberger, Brigit		SWI	SWI	1:15:22	5:37	6:01:43	5:46	3:29:19
21		11:00:08	1641	Joaquin, Michelle		USA	USA	1:13:24	4:02	6:07:28	3:22	3:31:54
22		11:02:05	1604	Foley, Jen		USA	USA	57:09	3:00	6:01:22	3:36	3:57:00
23		11:02:36	1607	Repec, Marie		USA	USA	1:26:10	4:21	5:38:15	3:56	3:49:57
24		11:02:56	1666	Whelan, Laura-Clare		NZL	NZL	1:17:30	3:34	5:44:06	4:52	3:52:57
25		11:09:00	1657	Toebe, Svenja		GER	GER	1:14:41	5:52	6:19:14	5:25	3:23:50
26		11:09:58	1625	Kuck, Missy		USA	USA	56:11	2:56	5:48:11	4:48	4:17:53
27		11:11:37	1636	Bannink, Cindi		USA	USA	59:26	3:05	6:02:13	5:32	4:01:23
28		11:12:35	1619	Defilippi, Angie		USA	USA	1:17:54	2:40	6:10:25	3:13	3:38:26
29		11:12:56	1624	Kniaziew Gervais, Blaire		CAN	CAN	1:03:34	2:27	5:58:36	5:05	4:03:15
30		11:13:01	1651	Eck, Amy		USA	USA	1:12:29	2:29	5:58:13	3:06	3:56:45
31		11:13:55	1633	Dawson, Darcy		USA	USA	1:00:31	3:21	6:03:49	6:09	4:00:08
32		11:15:22	1644	Nelson, Teresa		USA	USA	56:37	2:28	5:32:42	3:29	4:40:07
33		11:15:39	1664	Pragluski, Sara		USA	USA	1:17:50	3:46	5:54:58	4:32	3:54:36
34		11:16:34	1609	Ruscetta, Abigail		USA	USA	1:00:26	3:25	6:07:22	2:53	4:02:30
35		11:18:30	1626	Ljone, Tracy		USA	USA	54:20	4:15	6:09:08	4:36	4:06:13
36		11:18:52	1606	Koekemoer, Martha		RSA	RSA	1:17:35	2:39	5:59:48	3:45	3:55:06
37		11:23:01	1655	Lawson, Carla		AUS	AUS	1:11:53	3:26	6:00:56	3:04	4:03:43
38		11:24:51	1649	Buser, Ariane		USA	USA	1:15:04	4:45	5:40:44	3:45	4:20:35
39		11:25:49	1654	Keeran, Meredith Brooke		USA	USA	57:52	3:07	5:43:00	3:02	4:38:49
40		11:25:51	1623	Kieffer, Estelle-Marie		FRA	FRA	1:02:28	3:36	6:06:07	4:55	4:08:48
41		11:26:12	1639	Chikaishi, Keiko		JPN	JPN	1:04:34	4:26	6:17:07	5:49	3:54:19
42		11:26:30	1656	Niklaus, Angela		SWI	SWI	1:11:53	3:19	5:53:43	6:06	4:11:31
43		11:27:06	1662	Milot, Michelle		CAN	CAN	1:06:39	3:46	6:18:55	3:27	3:54:22
44		11:28:55	1616	Labarge, Monica		CAN	CAN	1:05:49	4:00	6:08:34	6:00	4:04:34
45		11:30:19	1640	Hanley-Pinto, Jennifer		USA	USA	1:12:04	4:06	6:06:16	3:55	4:04:00
46		11:33:50	1669	Saeger, Adrienne		USA	USA	1:17:30	5:36	6:00:04	3:54	4:06:49
47		11:37:40	1660	Gregory, Caroline		USA	USA	1:07:51	2:37	6:02:21	2:17	4:22:36
48		11:37:48	1631	Windrow, Jaime		USA	USA	1:20:32	6:16	6:12:26	4:14	3:54:22
49		11:41:35	1621	Hild, Julia		GER	GER	1:18:39	3:41	5:52:11	3:37	4:23:29

Age Group Results

Place	Bla	Time	Numb	Lname	Fname	Cnt	Rep	Swim	Tr1	Bike	Tr2	Run
50		11:43:58	1627	Main, Rachel		USA	USA	1:05:39	3:22	5:44:29	4:39	4:45:51
51		11:44:16	1638	Caillet, Elise		FRA	FRA	1:17:45	7:39	6:22:07	7:24	3:49:23
52		12:04:59	1608	Roddie, Nikki		AUS	AUS	1:17:33	3:31	6:14:02	4:16	4:25:39
53		12:09:18	1658	Ueda, Akemi		USA	USA	1:18:04	4:10	6:54:13	5:55	3:46:59
54		12:10:07	1661	Merino Betancor, Aroa		ESP	ESP	1:12:00	3:44	7:03:47	3:37	3:47:01
55		12:14:16	1614	Tanimoto, Rani		USA	USA	1:13:55	6:09	6:36:19	6:03	4:11:52
56		12:16:44	1628	Repsold De Souza, Eloisa		BRA	BRA	1:13:08	4:30	6:48:47	5:07	4:05:14
57		12:26:47	1632	Woods, Julie		HKG	USA	1:11:54	3:14	6:21:38	3:41	4:46:23
58		12:37:09	1645	Powell, Krista		CAN	CAN	1:12:46	3:03	6:49:44	4:33	4:27:05
59		12:58:01	1668	Zemba, Lindsay		USA	USA	1:03:27	2:58	6:28:54	4:31	5:18:13
60		13:23:54	1620	Hamilton, Julie		AUS	AUS	1:30:33	5:43	6:28:28	4:19	5:14:53
61		13:40:04	1605	Fulde, Stefanie		GER	GER	1:30:22	11:02	7:05:15	7:12	4:46:15
62		13:46:06	1642	Johnson, Joy		USA	USA	1:25:27	5:35	6:39:09	8:01	5:27:56
63		15:22:39	1611	Shedd, Robin		USA	USA	1:35:07	4:17	7:55:15	8:37	5:39:25
64		15:36:35	1634	Lerbekmo, Kimberly		CAN	CAN	1:36:58	5:01	7:11:03	11:47	6:31:46
65		16:23:52	1876	Webb, Alexis		USA	USA	1:25:46	8:21	8:26:43	8:16	6:14:48
66	DNF		1648	Zeltner, Tamara		GER	GER	1:12:54	3:47	6:04:00	4:58	
67	DNF		1667	Zahr, Molly		USA	USA	1:14:32	4:57	5:47:55		

Women 35 - 39 Awards

Place	Bla	Time	Numb	Lname	Fname	Cnt	Rep	Swim	Tr1	Bike	Tr2	Run
1		10:26:36	1398	Chalmers, Jennifer		USA	USA	59:53	2:47	5:47:16	3:11	3:33:32
2		10:31:18	1434	Osen, Lori		USA	USA	1:09:48	4:38	5:22:50	5:04	3:49:00
3		10:34:21	1418	Villers, Rebecca		USA	USA	58:50	3:27	5:45:21	4:59	3:41:46
4		10:35:46	1414	Rudolf, Michaela		AUT	AUT	1:12:47	3:01	5:36:47	2:44	3:40:30
5		10:39:35	1425	Guinoiseau, Linda		FRA	FRA	1:05:41	3:24	5:57:23	4:51	3:28:18
6		10:44:04	1429	Johnston, Claudia		CAN	CAN	1:12:14	3:03	5:47:38	3:02	3:38:09
7		10:47:41	1451	Stephenson, Nell		USA	USA	1:19:13	4:29	5:36:18	3:34	3:44:09
8		10:47:57	1394	Schmidt, Betina		DNK	DNK	1:13:37	3:35	5:48:32	4:41	3:37:34
9		10:49:34	1401	Messinger-Walek, Margit		AUT	AUT	1:18:58	3:09	5:31:15	4:49	3:51:24
10		10:51:20	1385	Eakin, Tina		USA	USA	1:13:02	3:33	5:57:20	4:45	3:32:42
11		10:53:31	1263	Wlad, Kerrie		USA	CAN	1:14:55	4:05	6:12:21	3:36	3:18:36
12		10:55:36	1413	Rocha, Flavia		BRA	BRA	1:10:01	6:03	5:56:54	5:01	3:37:39
13		10:57:54	1409	Bretting, Nicole		GER	GER	1:23:43	3:24	5:47:06	4:10	3:39:33
14		11:00:44	1390	Rothgang, Heidi		GER	GER	1:19:05	3:28	5:42:09	4:37	3:51:26
15		11:01:54	1383	Boyes, Michelle		AUS	AUS	1:17:20	2:15	5:45:18	3:09	3:53:54
16		11:05:11	1447	Niikura, Kaoru		JPN	JPN	1:07:48	3:37	6:02:40	3:23	3:47:43



2009 Ford Ironman World Championship Results

2009 Ford Ironman World Championship Results

Age Group Results

Place	Bla	Time	Numb	Lname	Fname	Cnt	Rep	Swim	Tr1	Bike	Tr2	Run
17		11:05:29	1444	Gillis, Sheila		CAN	CAN	1:15:05	3:49	6:03:06	4:13	3:39:18
18		11:08:21	1415	Schaefer, Natalie		USA	USA	1:11:47	3:35	5:54:37	4:36	3:53:48
19		11:08:46	1384	Cornell, Sydney		USA	USA	1:09:58	3:18	5:47:48	4:28	4:03:16
20		11:09:05	1426	Hallett, Kristy		AUS	AUS	1:14:09	3:42	5:58:27	3:03	3:49:45
21		11:12:55	1437	Casey, Susan		AUS	AUS	1:10:28	3:52	5:45:18	4:41	4:08:38
22		11:13:47	1389	Meno, Sue		USA	USA	1:15:24	3:39	6:08:35	5:54	3:40:17
23		11:14:46	1416	Sellars, Virginia		CAN	CAN	1:18:14	3:15	5:48:11	4:16	4:00:52
24		11:17:09	1431	Krone, Tina		GER	GER	1:16:57	4:19	5:56:25	3:34	3:55:55
25		11:17:55	1450	Simmons, Michelle		USA	USA	59:05	2:47	5:43:54	4:34	4:27:36
26		11:18:44	1410	Bruce, Kim		USA	USA	1:00:10	2:54	5:40:35	3:52	4:31:15
27		11:21:40	1440	Gluck, Amy		USA	USA	1:15:06	4:43	6:07:01	3:47	3:51:04
28		11:23:31	1393	Kichula, Christina		USA	USA	1:19:51	5:08	6:04:45	4:36	3:49:13
29		11:24:13	1417	Speck, Sally		USA	USA	1:09:49	3:02	6:07:28	4:47	3:59:10
30		11:26:28	1382	Bancroft, Angela		USA	USA	1:03:48	5:21	6:09:55	8:25	3:59:02
31		11:29:01	1407	Liaw, Sandy		USA	USA	1:31:12	4:37	5:49:30	3:53	3:59:51
32		11:31:06	1421	Kobayashi, Megumi		JPN	JPN	1:11:52	3:23	5:48:03	4:07	4:23:45
33		11:31:24	1424	Finnegan, Erin		USA	USA	1:25:23	5:50	6:05:14	4:42	3:50:17
34		11:31:56	1388	McGrath, Amy		USA	USA	1:09:57	3:21	6:02:17	3:53	4:12:30
35		11:35:21	1391	Stern, Stacey		USA	USA	1:17:09	3:44	6:21:39	5:31	3:47:19
36		11:39:00	1408	Boire-Jette, Tiffany		CAN	CAN	1:15:12	4:24	5:41:31	7:27	4:30:27
37		11:39:04	1442	Dawson, Sherry		AUS	AUS	1:09:10	5:38	5:56:21	14:52	4:13:05
38		11:43:47	1433	Obetz, Molly		USA	USA	1:13:55	5:39	6:16:17	6:53	4:01:04
39		11:44:04	1428	Hume, Jill		GBR	GBR	1:10:47	3:31	5:51:48	4:14	4:33:46
40		11:44:33	1449	Sennema, Maryka		GBR	NLD	1:09:21	3:35	5:50:52	6:46	4:34:00
41		11:45:07	1436	Studer, Staci		USA	USA	1:18:25	3:35	6:23:45	5:29	3:53:55
42		11:46:51	1404	Schnass, Nicole		GER	GER	1:21:00	5:58	5:30:49	6:31	4:42:36
43		11:48:06	1420	Holden, Kebby		USA	USA	1:01:52	3:06	5:48:22	5:07	4:49:41
44		11:51:56	1452	Klemm, Marina		GER	GER	1:19:53	2:52	6:03:15	6:48	4:19:11
45		11:53:28	1403	Niederau, Annette		GER	GER	1:29:16	3:08	6:14:25	5:34	4:01:07
46		11:54:12	1427	Hankinson, Michelle		USA	USA	1:20:24	3:54	6:28:52	6:35	3:54:29
47		11:59:37	1395	Anderson, Adrienne		USA	USA	1:28:23	3:58	6:06:46	7:20	4:13:12
48		12:01:09	1412	Kojima, Sachi		JPN	JPN	1:15:05	3:40	6:24:28	4:01	4:13:58
49		12:02:36	1435	Shippee, Mitsu		JPN	JPN	1:14:34	3:13	6:18:20	4:10	4:22:21
50		12:03:19	1445	Hohenester, Melanie		GER	GER	1:09:55	3:37	5:46:23	4:00	4:59:25
51		12:04:48	1402	Mucha, Jeanette		USA	USA	1:09:48	3:40	6:11:47	4:06	4:35:29
52		12:05:14	1448	Roberts, Yvette		ZAF	ZAF	1:11:31	4:44	6:21:50	5:18	4:21:53
53		12:05:20	1405	Tartavel, Florence		CAN	CAN	1:14:14	4:21	5:50:17	5:29	4:51:01
54		12:15:01	1430	Kiser, Kymberly		USA	USA	1:19:24	5:10	6:09:27	26:01	4:15:01
55		12:20:47	1446	Kovaluk-Boos, Tammy		CAN	CAN	1:14:55	3:58	6:35:53	5:27	4:20:35

Age Group Results

Place	Bla	Time	Numb	Lname	Fname	Cnt	Rep	Swim	Tr1	Bike	Tr2	Run
56		12:23:17	1419	Amidon, Margaret		USA	USA	1:11:44	4:22	6:29:46	10:23	4:27:04
57		12:33:05	1411	Christmann, Nicole		AUT	AUT	1:21:55	4:02	5:54:04	4:29	5:08:36
58		12:36:01	1422	Enatsu, Naoko		JPN	JPN	1:13:24	5:22	6:39:10	7:24	4:30:43
59		12:37:10	1432	Mader, Wendy		USA	USA	58:21	2:57	5:38:27	2:38	5:54:50
60		12:42:13	1406	Towle, Wendy		USA	USA	1:26:03	3:33	6:16:37	5:00	4:51:01
61		12:45:20	1400	King, Nicola		GBR	GBR	1:14:07	4:01	6:42:54	4:41	4:39:40
62		12:46:41	1438	Forsyth, Maureen		USA	USA	1:20:55	4:56	6:18:55	4:25	4:57:32
63		12:54:04	1443	Douglas, Dierdre		CAN	CAN	1:14:00	4:46	6:26:10	6:52	5:02:17
64		12:55:28	1397	Cantwell, Jordan		USA	GBR	1:20:17	3:45	6:11:27	33:44	4:46:17
65		12:57:12	1423	Ferrell, Tressa		USA	USA	1:25:29	3:55	6:59:04	6:51	4:21:54
66		15:09:25	1392	Johnson, Traci		USA	USA	1:40:55	7:32	7:02:54	7:11	6:10:54
67		16:30:33	1387	Mahadocon, Kristi		USA	USA	1:29:15	4:50	8:28:12	9:12	6:19:06
68	DNF		1386	Kroniger, Melanie		GER	GER	1:03:41	3:08	7:19:29	6:35	
69	DNF		1396	Apel, Andrea		GER	GER	1:09:25	3:27	6:10:09	5:05	
70	DNF		1399	Hinterberger, Elke		AUT	AUT	1:14:54	3:44	6:04:54	5:13	
71	DNF		1439	Glendinning, Karen		GBR	GBR	1:21:07	3:08			
Women 40 - 44 Awards												
Place	Bla	Time	Numb	Lname	Fname	Cnt	Rep	Swim	Tr1	Bike	Tr2	Run
1		10:15:05	1097	Kenyon, Lisbeth		USA	USA	1:03:10	3:10	5:23:22	3:10	3:42:15
2		10:25:21	1145	Yetman, Peggy		USA	USA	1:12:48	2:35	5:37:55	2:49	3:29:16
3		10:27:03	1103	Buehlmann, Tanja		SWI	SWI	1:07:29	3:04	5:31:55	3:53	3:40:44
4		10:42:41	1130	Hassel, Diana		USA	USA	1:06:12	2:51	5:30:31	4:45	3:58:25
5		10:48:20	1163	Southwell, Leanne		AUS	AUS	1:03:01	2:35	5:53:09	3:07	3:46:31
6		10:50:21	1168	Bulloch, Melissa		AUS	AUS	1:17:31	3:40	6:00:50	3:36	3:24:47
7		10:54:28	1118	Bakk, Britni		USA	USA	1:05:56	2:20	5:38:34	2:15	4:05:25
8		10:55:16	1143	Smith, Karen		BMU	BMU	1:05:59	3:21	5:51:00	6:43	3:48:14
9		10:55:20	1109	Ianouette, Michelle		USA	USA	1:04:41	3:27	6:12:55	3:34	3:30:45
10		11:01:41	1119	Bathum, Heidi		USA	USA	1:01:15	3:34	5:53:41	4:42	3:58:32
11		11:02:31	1098	Lenti, Anita		SWI	SWI	58:18	2:51	5:47:23	3:52	4:10:10
12		11:05:54	1095	Hille, Claudia		GER	GER	1:14:47	2:45	6:05:53	4:52	3:37:39
13		11:08:08	1116	Humphrey, Linnea		CAN	CAN	1:06:46	3:13	5:47:38	3:11	4:07:22
14		11:10:03	1136	Bordage, Karen		BMU	BMU	1:17:39	4:19	5:59:51	3:54	3:44:22
15		11:10:04	1153	Chance, Dana		USA	USA	1:05:12	3:33	6:01:33	4:00	3:55:48
16		11:13:13	1166	Tokai, Kaori		JPN	JPN	1:07:13	4:17	6:00:36	5:16	3:55:53
17		11:20:00	1147	Wickham, Lyndy		NZL	NZL	1:20:48	3:56	6:06:36	3:32	3:45:10
18		11:27:57	1094	Bennett, Paula		USA	USA	1:18:34	3:53	5:54:04	6:09	4:05:19



2009 Ford Ironman World Championship Results

2009 Ford Ironman World Championship Results

Age Group Results

Place	Bla	Time	Numb	Lname	Fname	Cnt	Rep	Swim	Tr1	Bike	Tr2	Run
19		11:30:50	1138	Eaton, Darcy		USA	USA	1:16:13	3:26	6:04:00	3:28	4:03:46
20		11:30:58	1126	Raeber, Jasmin		SWI	SWI	1:13:21	3:46	5:58:53	4:14	4:10:46
21		11:31:58	1123	Hubbard, Carolyn		CAN	CAN	1:09:50	5:36	6:02:23	4:21	4:09:50
22		11:33:38	1137	Collins, Kelly		USA	USA	1:14:27	4:01	6:14:43	2:53	3:57:35
23		11:36:28	1112	Wells, Beverley		CAN	CAN	1:14:06	3:33	6:09:14	5:23	4:04:14
24		11:42:36	1101	Saunders, Jocelyn		USA	CAN	1:02:30	3:32	6:12:19	5:40	4:18:37
25		11:48:45	1144	Wolfson, Michele		USA	USA	1:09:09	3:01	5:58:47	3:34	4:34:16
26		11:48:50	1142	Sansom, Greer		AUS	AUS	1:18:07	2:29	5:59:28	2:47	4:26:00
27		11:49:22	1122	Hayes, Elizabeth		NZL	NZL	1:04:27	5:00	5:47:44	7:13	4:44:59
28		11:49:36	1156	Ferreira, Sandra		USA	USA	1:13:57	4:42	6:04:40	4:30	4:21:49
29		11:49:43	1115	Haas, Bettina		GER	GER	1:19:20	3:46	6:08:10	4:04	4:14:24
30		11:51:24	1170	Oroshiba, Shellie		USA	USA	1:24:44	4:52	6:08:06	6:10	4:07:35
31		11:53:10	1102	Becu, Anne		FRA	FRA	1:17:15	6:24	6:25:08	5:04	3:59:21
32		11:53:30	1111	Rubens, Sue		USA	USA	1:25:16	5:06	6:03:12	5:24	4:14:34
33		11:56:24	1165	Swart, Celeste		ZAF	ZAF	1:32:54	3:32	6:37:34	5:11	3:37:14
34		11:58:09	1169	Dews, Carolyn		AUS	AUS	1:14:35	4:34	6:34:48	9:16	3:54:58
35		11:58:21	1110	Parsons, Michelle		GBR	GBR	1:40:14	4:37	5:36:56	5:50	4:30:45
36		12:01:27	1121	Gance, Catherine		FRA	FRA	1:24:59	3:48	6:25:05	3:59	4:03:39
37		12:02:27	1141	Sanner, Kim		USA	USA	1:30:18	4:17	6:09:03	6:50	4:12:02
38		12:08:28	1106	Houston, Keri		NZL	NZL	1:25:17	3:47	6:31:50	5:26	4:02:09
39		12:11:37	1160	Roesch, Pamela		USA	USA	1:13:38	4:51	6:33:38	6:01	4:13:31
40		12:12:15	1107	Johnson, Laurel		CAN	CAN	1:17:36	4:21	6:30:49	4:28	4:15:04
41		12:12:43	1158	Janko, Steffani		GER	GER	1:15:04	4:50	6:30:31	7:24	4:14:55
42		12:16:59	1129	Siebke, Doerte		GER	GER	1:12:07	2:48	5:58:06	4:23	4:59:37
43		12:19:50	1117	Nelson, Eve		USA	USA	1:10:41	4:25	6:52:32	5:11	4:07:05
44		12:25:38	1139	Moreira, Miriam		BRA	BRA	1:16:40	5:58	6:22:27	11:12	4:29:24
45		12:35:01	1162	Slikas, MJ		USA	USA	1:06:18	3:42	6:29:53	4:37	4:50:34
46		12:37:46	941	Giovanoli, Gabi		SWI	SWI	1:18:28	4:37	6:26:48	7:59	4:39:56
47		12:41:47	1146	Schilling, Chris		USA	USA	1:24:53	5:06	6:26:59	8:28	4:36:24
48		13:04:35	194	Jones, Andi		USA	USA	1:39:53	4:55	6:29:02	5:10	4:45:36
49		13:05:38	1154	Dukes, Julie		USA	USA	1:25:14	5:54	7:11:15	5:58	4:17:20
50		13:08:10	1105	Crowley, Maria		USA	USA	1:28:43	4:40	7:11:52	6:20	4:16:37
51		13:08:14	1132	Patterson, Jane		NZL	NZL	1:21:18	7:06	6:50:28	15:28	4:33:56
52		13:09:54	1167	Alvord, Linnea		USA	USA	1:14:36	3:28	5:57:27	5:12	5:49:13
53		13:12:09	1134	Smith, Karen		USA	AUS	1:22:23	4:12	6:38:12	4:51	5:02:33
54		13:14:47	1131	Melocowsky, Melanie		USA	USA	1:19:25	7:13	6:51:46	7:35	4:48:50
55		13:18:45	1125	Olah, Terri		USA	USA	1:18:26	5:43	6:52:05	7:15	4:55:17
56		13:20:11	1172	Sayed, Robin		USA	USA	1:14:19	5:31	6:37:42	8:02	5:14:40
57		13:21:09	1124	Hutchison, Jennifer		USA	USA	1:21:03	6:03	6:04:15	8:58	5:40:52

Age Group Results

Place	Bla	Time	Numb	Lname	Fname	Cnt	Rep	Swim	Tr1	Bike	Tr2	Run
58		13:36:05	1108	Kavadias, Regina		USA	USA	1:51:28	4:40	6:26:59	7:36	5:05:24
59		13:38:32	1157	Freeman, Maggie		USA	USA	2:05:19	12:05	6:53:44	6:59	4:20:27
60		13:45:27	1100	Kuebelbeck, Leann		USA	USA	1:27:37	5:07	6:49:56	6:05	5:16:44
61		13:46:17	1104	Bundgaard, Lone		DNK	DNK	1:12:21	7:26	7:10:51	9:13	5:06:28
62		13:49:39	1159	Leong, Carmen		MYS	MYS	1:46:42	4:36	6:57:50	4:45	4:55:47
63		13:53:22	1155	Falskow, Lise		USA	USA	1:17:11	5:50	7:10:32	8:02	5:11:50
64		13:54:23	1148	Zenyoji, Kiyoko		JPN	JPN	1:37:12	8:00	7:31:03	9:36	4:28:33
65		14:12:24	1140	Nixon, Susan		USA	USA	1:28:09	3:48	6:59:15	6:36	5:34:38
66		14:13:48	1161	Samejima, Akiko		JPN	JPN	1:25:47	6:35	7:27:42	8:17	5:05:29
67		14:26:30	1133	Racela, Ricci		USA	USA	1:20:59	5:48	7:15:01	9:38	5:35:05
68		14:27:14	1099	Morin, Elizabeth		USA	USA	1:23:18	3:42	7:16:46	7:32	5:35:59
69		14:45:57	1152	Atkinson, Ann		USA	USA	1:35:28	6:54	7:20:34	7:17	5:35:46
70		15:36:34	1096	Kelly, Tammy		USA	USA	1:34:37	4:08	7:24:43	9:51	6:23:17
71		15:41:58	1128	Schaefer, Kim		USA	USA	1:58:55	9:00	7:16:03	7:21	6:10:41
72		15:52:43	1164	Sproles, Juliana		USA	USA	1:18:27	5:40	8:22:17	10:09	5:56:12
73		16:11:45	1120	Boles, Sharon		USA	USA	1:40:51	9:26	8:03:58	7:40	6:09:52
74		16:15:41	1113	Atkins, Beverly		USA	USA	1:27:59	8:43	8:05:52	17:49	6:15:20
75	DNF		1114	Dunkle, Julie		USA	USA	59:47	3:14	5:57:25	4:15	
76	DNF		1127	Sanderson, Leslie		CAN	CAN	1:00:25	7:46			

Women 45 - 49 Awards

Place	Bla	Time	Numb	Lname	Fname	Cnt	Rep	Swim	Tr1	Bike	Tr2	Run
1		10:57:19	797	Kenel Schmid, Ursula		SWI	SWI	1:16:56	3:47	5:46:56	3:51	3:45:52
2		10:58:47	815	Reinhardt, Manuela		GER	GER	1:04:13	3:24	5:38:26	4:37	4:08:09
3		11:10:24	801	Singleton, Tracy		AUS	AUS	59:48	3:09	5:43:49	3:48	4:19:53
4		11:18:07	832	Mills, Betty		USA	USA	56:54	4:41	6:02:38	5:37	4:08:18
5		11:19:20	822	I-Jakobsen, Kaisa		DNK	DNK	1:13:36	3:38	6:05:49	2:56	3:53:23
6		11:27:11	831	Fuhrmann, Ulrike		POL	GER	1:17:34	3:36	6:04:00	5:14	3:56:49
7		11:28:49	835	Daubner, Elizabeth		USA	USA	1:03:18	3:56	5:59:20	4:17	4:17:59
8		11:36:27	825	Regan, Amy		USA	USA	1:13:38	3:28	6:09:56	4:20	4:05:08
9		11:39:13	834	Arlander, Bodil		USA	USA	1:18:15	3:47	5:54:00	5:04	4:18:09
10		11:43:02	792	Capper, Colleen		USA	USA	1:24:49	3:34	5:58:29	4:42	4:11:30
11		11:44:25	840	Rosati, Valeria		BRA	BRA	1:09:50	3:26	6:17:12	3:08	4:10:51
12		11:54:49	791	Bette, Regine		GER	GER	1:24:55	5:57	6:07:31	5:32	4:10:57
13		11:56:25	805	Chaney, Cheryl		USA	USA	1:18:20	3:32	6:06:55	5:07	4:22:33
14		11:56:43	821	Hawley, Julia		BMU	BMU	1:18:05	4:54	6:15:19	4:36	4:13:51
15		11:56:57	814	Dalconzo, Patricia		USA	USA	1:18:42	3:40	6:22:16	3:58	4:08:23



2009 Ford Ironman World Championship Results

2009 Ford Ironman World Championship Results

Age Group Results

Place	Bla	Time	Numb	Lname	Fname	Cnt	Rep	Swim	Tr1	Bike	Tr2	Run
16		12:00:59	816	Truswell, Hallie		USA	USA	1:02:54	4:44	6:05:41	4:41	4:43:01
17		12:11:16	838	Hambrusch, Sabine		AUT	AUT	1:19:33	3:09	6:06:46	5:09	4:36:40
18		12:17:25	837	Fritzer, Debbie		USA	USA	1:01:21	4:46	6:15:30	6:56	4:48:54
19		12:18:52	800	Osterlund, Gaylia		USA	USA	1:13:38	4:40	6:22:32	4:24	4:33:40
20		12:24:14	818	Cochrane, Michelle		AUS	AUS	1:21:20	5:23	6:24:06	7:06	4:26:22
21		12:25:37	809	Kader, Tina		CAN	CAN	1:29:02	3:55	6:24:35	7:22	4:20:45
22		12:28:43	796	Howard, Janet		USA	USA	1:49:06	4:15	6:24:42	5:22	4:05:19
23		12:30:35	804	Andrew Piel, Judy		CAN	CAN	1:11:19	4:47	6:26:25	6:17	4:41:49
24		12:40:53	802	Tindale-Fox, Carmel		CAN	CAN	1:11:54	6:52	6:56:04	6:44	4:19:20
25		12:49:12	817	Boer, Sandra		ZAF	ZAF	1:38:22	7:12	6:44:10	6:30	4:13:00
26		12:52:31	824	Miyazawa, Sachie		JPN	JPN	1:13:49	6:15	6:41:38	4:57	4:45:53
27		12:57:08	798	Lorenz, Jenny		USA	USA	1:25:47	5:43	6:28:57	7:12	4:49:31
28		12:59:51	829	Yajima, Chieko		JPN	JPN	1:24:46	5:59	6:45:48	5:02	4:38:17
29		12:59:57	803	Onishi, Atsuko		JPN	JPN	1:20:44	7:27	7:18:37	8:00	4:05:11
30		13:00:24	826	Rotovnik Kozjek, Nada		SVN	SVN	1:06:05	7:17	6:56:31	5:52	4:44:41
31		13:02:44	820	Harrison, Julie		GBR	GBR	1:31:16	4:52	6:43:42	4:33	4:38:23
32		13:09:33	845	Nishiguchi, Akiko		JPN	JPN	1:31:22	7:03	6:51:03	6:02	4:34:05
33		13:10:33	823	Mitchell, Denise		USA	USA	1:25:15	4:37	6:36:17	4:47	4:59:38
34		13:21:00	793	Morrison, Marilyn		NZL	NZL	1:25:38	8:08	6:45:09	8:47	4:53:20
35		13:22:13	810	McKerney, Patty		USA	USA	1:44:34	6:29	6:49:03	7:53	4:34:15
36		13:22:35	806	Duncan, Vinnie		NZL	NZL	1:26:20	7:35	6:55:38	10:18	4:42:45
37		13:27:41	842	Stepler, Joan		USA	CAN	1:36:28	4:41	6:09:50	6:31	5:30:13
38		13:29:04	841	Secretario, Joy		USA	USA	1:24:56	5:48	6:55:44	7:04	4:55:34
39		13:33:56	794	Sander, Merilee		USA	USA	1:15:10	4:21	6:41:34	30:05	5:02:47
40		13:39:13	839	Plaga, Johnna		USA	USA	1:17:40	5:07	6:38:57	4:46	5:32:45
41		13:47:07	843	Tremayne, Margaret		AUS	AUS	1:42:12	8:26	7:05:21	8:03	4:43:07
42		13:53:30	828	Weber, Gretchen		USA	USA	1:21:33	6:41	7:03:03	8:40	5:13:34
43		14:11:06	808	Jessie, Jo		USA	USA	1:30:54	5:54	6:40:11	5:58	5:48:12
44		14:18:11	844	Buderus, Pamela		USA	USA	1:19:16	7:03	7:15:12	7:22	5:29:19
45		14:20:15	813	Tamaoki, Tomoko		CAN	CAN	1:21:09	6:45	7:08:39	7:25	5:36:19
46		14:23:56	811	Paul, Anne		IRL	IRL	1:31:29	4:53	7:08:03	6:39	5:32:54
47		14:48:43	827	Simpson, Jennifer		USA	USA	1:50:15	6:11	7:09:59	6:53	5:35:26
48		14:56:08	795	Combes, Corinne		FRA	FRA	1:31:11	5:54	7:19:57	6:37	5:52:31
49		15:26:17	830	Balsley, Teresa		USA	USA	1:35:38	5:38	7:52:56	9:12	5:42:54
50		15:31:11	846	Wilden, Anne		USA	USA	1:17:22	5:07	7:50:29	7:32	6:10:43
51		15:41:09	1877	Rudd, Renee		USA	USA	1:22:15	6:56	8:10:49	9:07	5:52:04
52		15:48:58	799	Maguire, Susie		USA	USA	1:30:00	9:36	7:44:33	20:16	6:04:35
53	DNF		812	Smith, Lauren		USA	USA	59:49	2:54	6:00:29	4:31	
54	DNF		836	Dewar, Paula		GBR	GBR	1:07:21	4:30	6:52:23		

Age Group Results

Women 50 - 54 Awards

Place	Bla	Time	Numb	Lname	Fname	Cnt	Rep	Swim	Tr1	Bike	Tr2	Run
1		10:51:28	578	Smyers, Donna		USA	USA	1:11:58	3:40	5:40:26	4:58	3:50:28
2		11:03:02	566	Sophiea, Laura		USA	USA	1:08:15	3:19	5:50:31	3:51	3:57:07
3		11:15:16	570	Smith, Nancy		USA	USA	1:06:47	5:28	5:48:29	8:14	4:06:19
4		11:25:31	573	Delis-Schlosser, Lydia		USA	USA	1:14:33	3:36	5:36:24	5:56	4:25:04
5		11:25:38	565	Rouse, Kimberlee		USA	USA	1:19:33	4:15	6:01:35	4:13	3:56:04
6		11:31:47	574	Fisher, Edie		CAN	CAN	1:02:15	3:08	5:55:50	5:28	4:25:08
7		11:46:10	588	Lopes, Hedla		BRA	BRA	1:06:02	3:50	6:16:16	6:03	4:14:01
8		11:49:13	594	Grundman, Bonnie		CAN	CAN	1:19:46	3:22	6:05:15	4:07	4:16:45
9		11:51:36	561	Acuff, Jan		USA	USA	1:07:20	4:24	5:58:36	6:01	4:35:17
10		11:56:32	579	Fuentes, Crissy		USA	USA	1:11:40	3:23	6:12:10	4:47	4:24:34
11		11:58:58	583	Beil, Brigitte		GER	GER	1:11:53	4:17	6:18:17	5:56	4:18:37
12		12:02:34	587	Gabriel, Bernadette		GER	GER	1:21:04	3:02	6:08:36	3:20	4:26:34
13		12:32:58	581	Liot, Christine		FRA	FRA	1:19:43	4:55	6:25:18	7:12	4:35:51
14		12:50:17	586	Dorta, Judith		SWI	SWI	1:30:24	7:28	6:26:52	5:45	4:39:52
15		12:56:58	595	Irving, Patricia		CAN	CAN	1:40:16	5:12	6:41:15	7:33	4:22:45
16		13:00:30	599	Simmons, Alison		USA	USA	1:06:31	4:33	6:56:49	4:59	4:47:40
17		13:04:21	575	Gensior, Berenike		GER	GER	1:27:40	4:33	6:51:22	5:26	4:35:21
18		13:07:53	569	Greaves, Sarah		GBR	GBR	1:18:18	5:03	7:22:38	7:31	4:14:26
19		13:12:27	572	Connors-Pace, Colleen		USA	USA	1:22:02	4:54	6:58:42	5:49	4:41:03
20		13:14:54	571	Cole, Kim		USA	USA	1:10:59	4:24	7:11:31	8:20	4:39:41
21		13:26:05	600	Uzuki, Shizuko		JPN	JOR	1:26:30	7:10	7:05:39	12:08	4:34:40
22		13:31:02	591	Calderon, Diane		USA	USA	1:17:25	5:04	6:37:18	7:32	5:23:44
23		13:46:02	589	Schurman, Tamsen		USA	USA	1:11:21	5:11	6:24:28	12:03	5:52:59
24		13:51:19	585	Daggett, Julia		USA	USA	1:25:41	4:43	6:45:50	4:12	5:30:56
25		14:01:02	590	Foster, Kim		AUS	AUS	1:18:24	4:56	7:10:53	8:50	5:18:02
26		14:11:39	584	Crumley, Ginny		USA	USA	1:41:52	9:29	7:11:37	7:19	5:01:25
27		14:22:11	567	Moll, Debra		AUS	AUS	1:33:12	10:18	7:10:15	8:11	5:20:17
28		14:26:09	568	Rapposelli, Linda		USA	USA	1:42:16	9:38	6:52:15	6:36	5:35:25
29		14:29:39	564	Paquay, Andree		BEL	BEL	1:34:26	6:17	7:35:26	10:13	5:03:19
30		14:34:38	582	Wu Tiu Yen, Nicole		REU	REU	1:21:04	3:44	7:32:38	5:51	5:31:23
31		14:35:19	562	Carson, Barb		NZL	NZL	1:48:58	7:01	7:13:32	9:43	5:16:05
32		14:53:10	563	Dinardo, Mary Lou		USA	USA	1:28:57	7:13	7:57:58	6:53	5:12:12
33		15:41:07	601	Watern, Kathy		USA	USA	1:39:34	5:13	7:34:05	7:51	6:14:25
34		15:44:50	580	Gabreski, Patricia		USA	USA	1:32:34	6:03	7:23:01	21:46	6:21:28
35		15:48:47	593	Greentree, Linda		USA	USA	1:39:28	4:36	7:28:31	9:06	6:27:07
36		15:55:27	577	Rodier, Sharon		USA	USA	1:48:38	11:54	8:00:28	21:40	5:32:49
37		16:13:39	596	Leong, Shawn Ann		SGP	SGP	1:56:33	5:11	8:06:47	5:44	5:59:25
38	DNF		597	Pitman, Sandy		AUS	AUS	1:17:42	4:27	7:13:02	9:36	



2009 Ford Ironman World Championship Results

Age Group Results

Women 55 - 59 Awards

Place	Bla	Time	Numb	Lname	Fname	Cnt	Rep	Swim	Tr1	Bike	Tr2	Run
1		11:49:34	445	Wilson, Rose		USA	USA	1:07:34	4:38	6:09:50	6:26	4:21:09
2		11:50:00	424	Le Strange, Missy		USA	USA	1:10:57	4:59	6:12:52	5:07	4:16:08
3		12:00:23	430	Hassell, Carol		USA	USA	1:13:29	5:26	6:09:14	5:32	4:26:43
4		12:09:49	443	Tibbetts, Cathy		USA	USA	1:22:05	4:57	6:11:36	7:20	4:23:53
5		12:13:18	191	Haffner, Joni		USA	USA	1:12:46	4:04	6:12:17	6:35	4:37:38
6		12:27:14	442	Sponagle, Elizabeth		USA	USA	1:27:12	4:14	6:39:40	3:49	4:12:21
7		12:49:43	592	Cooney, Vanessa		USA	USA	1:25:08	3:23	6:18:07	5:11	4:57:57
8		13:08:01	435	Sandner, Ursula		GER	GER	1:18:31	5:22	7:06:56	6:12	4:31:02
9		13:12:59	446	Alexander, Vickie		USA	USA	1:28:35	4:38	6:43:19	5:54	4:50:35
10		13:22:33	436	Watson, Beverly		CAN	CAN	1:18:20	4:31	6:59:09	7:43	4:52:52
11		13:43:39	437	Beers, Laurie		USA	USA	1:24:57	3:53	6:56:39	6:25	5:11:46
12		13:54:11	425	Stanley, Robyn		AUS	AUS	1:17:27	4:45	7:15:52	7:59	5:08:10
13		13:59:57	441	Montgomery, Joanne		CAN	CAN	1:30:14	11:50	7:24:44	13:31	4:39:40
14		14:13:09	421	Wilson, Beryl		AUS	AUS	1:10:17	4:51	7:07:21	6:22	5:44:20
15		14:15:28	423	Burke, Viola		CAN	CAN	1:30:52	4:42	7:04:59	5:58	5:28:58
16		14:24:31	419	Lowrie, Mary Lou		USA	USA	1:32:35	4:49	6:41:17	13:15	5:52:36
17		14:35:19	431	Haudry, Francoise		FRA	FRA	1:30:42	6:26	7:29:02	5:53	5:23:18
18		14:49:10	433	Van Cleave, Julia		USA	USA	1:10:46	5:32	6:35:04	11:06	6:46:44
19		14:52:56	428	Armstrong, Lorie		USA	USA	1:24:41	4:58	7:22:48	7:49	5:52:42
20		14:54:37	439	Blattspieler, Carol		USA	USA	1:35:24	6:01	7:26:09	8:41	5:38:23
21		15:22:47	418	Fahnenmann, Marlene		GER	GER	1:29:09	5:41	7:32:46	6:30	6:08:43
22		15:30:12	444	Walker, Marion		GBR	GBR	1:48:11	9:31	7:34:22	12:21	5:45:50
23		15:34:12	199	Thompson, Elizabeth		CAN	CAN	1:32:51	6:21	8:16:01	5:39	5:33:23
24		15:41:08	422	Budgett, Jenny		GBR	GBR	1:33:37	7:30	7:55:09	12:47	5:52:08
25		15:55:49	417	Deyoung, Patricia		USA	USA	2:01:10	6:14	7:35:43	9:13	6:03:31
26		16:07:36	438	Donovan, Katherine		USA	USA	1:44:36	6:47	8:10:37	10:06	5:55:31
27		16:21:04	420	Tauber, Gillian		ZAF	ZAF	1:34:12	8:09	8:17:58	17:36	6:03:11
28		16:34:29	427	Hutchinson, Glenda		AUS	AUS	1:41:05	6:12	8:38:13	7:17	6:01:45
29	DNF		426	Bareman, Ruth		USA	USA	1:45:49	6:35			
30	DNF		440	McCarney, Lori		USA	USA	1:55:45	6:27	7:05:47	16:23	
31	DNF		432	Kamura, Yoshiko		JPN	JPN	2:02:30	7:49			

2009 Ford Ironman World Championship Results

Age Group Results

Women 60 - 64 Awards

Place	Bla	Time	Numb	Lname	Fname	Cnt	Rep	Swim	Tr1	Bike	Tr2	Run
1		12:42:51	354	Ridgway, Diane		USA	USA	1:43:23	3:13	6:46:24	5:03	4:04:50
2		13:47:14	350	Goodyear, Cullen		CAN	CAN	1:21:15	4:26	6:53:39	6:44	5:21:13
3		13:48:37	351	Grundy, Anne		AUS	AUS	1:25:36	4:20	7:27:15	7:35	4:43:53
4		14:27:30	341	Burley, Marge		USA	USA	1:15:25	4:47	7:16:29	7:05	5:43:44
5		14:28:00	355	Maples, Marijane		USA	USA	2:01:19	6:39	7:31:14	6:30	4:42:19
6		14:31:10	345	Rach, Cindy		USA	USA	1:48:22	5:24	6:57:40	7:27	5:32:19
7		14:54:40	347	Crawford, Sally		USA	USA	1:19:26	6:21	7:35:03	7:27	5:46:26
8		15:00:47	353	Krach, Gertrud		GER	GER	1:44:47	7:02	7:19:27	8:09	5:41:23
9		15:00:57	352	Matsuda, Kimiko		JPN	JPN	1:48:50	5:13	7:44:19	6:29	5:16:08
10		15:02:48	344	Greenberg, Bobbe		USA	USA	1:47:41	5:43	7:40:22	9:02	5:20:01
11		15:08:01	356	Mathewson, Barbara		USA	USA	1:24:55	5:39	8:20:35	9:53	5:07:01
12		16:05:34	358	Barron, Charlene		USA	USA	1:41:03	8:49	8:00:10	10:40	6:04:54
13		16:09:41	349	Cronenberg, Melodie		USA	USA	1:36:55	9:35	7:21:10	13:53	6:48:11
14		16:11:23	357	Simmons, Anne		AUS	AUS	2:05:35	6:12	7:48:19	6:02	6:05:17
15		16:44:06	348	Bahurinsky, Morgen		USA	USA	2:12:01	8:15	8:04:53	7:31	6:11:28
16	DNF		346	Page, Linda		USA	USA	2:05:06	8:35	7:48:44	10:45	

Women 65 - 69 Awards

Place	Bla	Time	Numb	Lname	Fname	Cnt	Rep	Swim	Tr1	Bike	Tr2	Run
1		13:22:10	290	Gruenfeld, Cherie		USA	USA	1:19:19	4:26	6:57:32	4:11	4:56:43
2		15:36:31	291	Phipps, Mariana		USA	USA	1:31:51	6:54	7:37:29	9:57	6:10:22
3		15:46:25	289	Bivens, Karin		USA	USA	1:51:28	5:31	7:27:22	7:16	6:14:51
4		16:26:08	292	Kotthaus, Edith		GER	GER	1:47:11	5:32	7:40:43	11:13	6:41:31
5		16:39:45	288	McDowell-Cramer, Peggy		USA	USA	1:28:05	4:14	8:12:42	4:48	6:49:59

Women 70 - 74 Awards


Place	Bla	Time	Numb	Lname	Fname	Cnt	Rep	Swim	Tr1	Bike	Tr2	Run
1		16:53:11	250	Anderson, Harriet		USA	USA	1:47:37	5:08	7:35:50	12:33	7:12:05
2	DNF		252	Williams, Bobbie		USA	USA	2:10:03	5:40			
3	DNF		251	Shapiro, Mickie		USA	USA	2:13:03				

Women 75 & Over Awards

Place	Bla	Time	Numb	Lname	Fname	Cnt	Rep	Swim	Tr1	Bike	Tr2	Run
1	DNF		225	Buder, Madonna		USA	USA	1:48:21	7:15			



Our Sponsors



Our Sponsors



Our Sponsors



Results data by SportStats.ca, Marc Roy, info@sportstats.ca
Layout and Design by EventsOnline.ca, spartridge@eventsonline.ca

Photo credits: asipho.com

