




2010 Official Results Guide



IRONMAN[®]
WORLD CHAMPIONSHIP

KE ALAHELE O KE KOA



October 9th, 2010 • Kailua-Kona, Hawai'i



TOP THREE MEN




CHRIS MCCORMACK • Australia • 08:10:37

The 37-year-old Australian won his second Ford Ironman World Championship title thanks to a gutsy performance that saw him pull away in the last mile of the marathon for the win. After pushing the pace through the bike, McCormack ran to the lead, only to be caught by eventual runner-up, Andreas Raelert, at approximately 22 miles. The two ran stride-for-stride for almost three miles before McCormack made his move and took the title. McCormack's splits included a 51:36 swim, a 4:31:51 bike and a 2:43:31 marathon for a total time of 8:10:37, the fifth-fastest time ever posted in Kona.



ANDREAS RAELEERT • Germany • 08:12:17

Germany's Andreas Raelert, 34, made his Kona debut in 2009, finishing third overall. In 2010, he finished the bike eight minutes behind eventual champion, Chris McCormack. Although he made up for the deficit and caught McCormack at mile 22, the German decided to slow down at the last aid station, a move that allowed Macca to pull ahead and take the title. Raelert improved by one spot on the podium, though, thanks to his 51:27 swim, 4:32:27 bike and 2:44:25 marathon, which got him across the line in 8:12:17.



MARINO VANHOENACKER • Belgium • 08:13:14

This year, Belgium's Marino Vanhoenacker joined an elite group of men who have won five-straight Ironman titles with his win at Karnten Ironman Austria. He won the July event with an impressive 7:52:05 finish, one of the fastest times in Ironman history. The 34 year old was just 45 seconds behind race leader, Chris McCormack, during the final stages of the marathon, but would have to settle with a close third-place finish thanks to his 51:33 swim, 4:31:00 bike and 2:46:46 marathon. He posted a final time of 8:13:14.

ANYTHING IS POSSIBLE.™

TOP THREE WOMEN

MIRINDA CARFRAE • Australia • 08:58:36

The 2007 Ironman 70.3 World Champion made her Ironman debut in style in 2009, finishing second, thanks to a record-setting 2:56:51 marathon. This year, another blistering-fast run (2:53:32 - a new run course record) provided her a World Championship victory and first Ironman title. The 29-year-old Australian began her day with a 55:53 swim and much-improved 5:04:59 bike split. Despite trailing by more than 11 minutes at the end of the bike, Carfrae passed Caroline Steffen and Julie Dibens to win in 8:58:36, the fourth-fastest time in Ironman World Championship history.




CAROLINE STEFFEN • Switzerland • 09:06:00

Switzerland's Caroline Steffen, 32, finished second for the third time this year - she was also the runner-up at Spec-Savers Ironman South Africa and the Frankfurter Sparkasse Ironman European Championship. Steffen's impressive 55:57 swim was followed by one of only four sub-five hour bike rides (4:59:23) in the women's race. Steffen ran a 3:05:47 marathon to finish second in a time of 9:06:00.



JULIE DIBENS • Great Britain • 09:10:04

The current Ironman 70.3 World Champion, Julie Dibens, 35, used one of the fastest swims (she was second out of the water with a time of 53:50) to start her day. After posting the second-fastest bike split (4:55:28) and a 3:16:12 marathon, she crossed the line in third and finished in 9:10:04.



ANYTHING IS POSSIBLE.™

INDEX

TOP THREE MEN	2
TOP THREE WOMEN	3
STATS	6
RECORDS IN KONA	7
PRO MEN'S RESULTS.....	8
PRO WOMEN'S RESULTS	9
PHYSICALLY CHALLENGED RESULTS	11
MILITARY RESULTS	11
TOP FIVE SWIM, BIKE, RUN	12
OVERALL RESULTS	14
AGE GROUP RESULTS	52
SPONSORS.....	89



KE ALAHELE O KE KOA

THE WAY OF THE WARRIOR

The ancient Hawaiian Warriors who battled in the warfare of the Hawaiian Islands were skillful and diverse. They were well trained, noble and disciplined while never wavering in courage, bravery and humility. These characteristics of the Hawaiian Warriors were fundamental in deflecting and confronting of the Ihe (Hawaiian spear) in battle and life.

Like the Way of the Warriors of old, there are aspects in our life that define who we are. These aspects ultimately guide us in our journey, as we find our way. Within each of us, there is a warrior. The virtues that make up a warrior provide us with the tools necessary to face and conquer life's daily obstacles.

The Ihe that you have faced and conquered to earn your mark on the starting line of the 2010 Ford Ironman World Championship have prepared you to achieve your goal of crossing the finish line on Ali'i Drive.

As you continue your journey, embrace the purpose of competition. Competition is not the domination of others, but rather the pursuit of excellence within each of us.



THE WAY OF THE WARRIOR

STATS

ALL TIME TOP TEN

SWIM

MEN

46:41 Lars Jorgensen USA 98
 46:44 Lars Jorgensen USA 95
 46:50 Jan Sibbersen GER 03
 47:01 Noa Sakamoto USA 08
 47:02 John Flanagan USA 08
 47:04 Jan Sibbersen GER 04
 47:15 Hiroki Hikida JPN 03
 47:39 Bradford Hinshaw USA 86
 47:41 John Weston USA 03
 47:42 John Flanagan III USA 09

WOMEN

48:43 Jodi Jackson USA 99
 49:11 Wendy Ingraham USA 98
 49:51 Barb Lindquist USA 00
 49:52 Wendy Ingraham USA 99
 49:57 Ute Mueckel GER 97
 50:28 Wendy Ingraham USA 99
 50:28 Monica Caplan USA 03
 50:29 Linda Gallo USA 03
 50:30 Raleigh Tennant AUS 99
 50:31 Jennifer Hinshaw USA 84



BIKE

MEN

4:18:23 Normann Stadler GER 06
 4:21:36 Torbjorn Sindballe DNK 05
4:23:18 Chris Lieto USA 10
 4:24:50 Thomas Hellriegel GER 96
 4:25:11 Chris Lieto USA 09
4:25:21 Micheal Weiss USA 10
 4:25:24 Faris Al-Sultan GER 05
 4:25:26 Torbjorn Sindballe DNK 07
 4:25:35 Chris Lieto USA 06
4:26:01 Maik Twelsiek USA 10

WOMEN

4:48:22 Karin Thuerig SUI 10
 4:48:30 Paula Newby-Fraser ZIM 93
 4:50:16 Erin Baker NZL 93
 4:50:16 Karin Thuerig DUI 05
 4:50:41 Karin Thuerig DUI 03
 4:52:00 Natascha Badmann SUI 05
 4:52:07 Chrissie Wellington GBR 09
 4:52:26 Natascha Badmann SUI 02
 4:53:47 Natascha Badmann SUI 96
 4:54:13 Michelle Jones USA 05



RUN

MEN

2:40:04 Mark Allen USA 89
 2:41:03 Dave Scott USA 89
2:41:06 Pete Jacobs AUS 10
 2:41:48 Luc Van Lierde BEL 96
 2:41:57 Olivier Bernhard SUI 99
2:41:59 Craig Alexander AUS 10
 2:42:02 Chris McCormack AUS 07
 2:42:09 Mark Allen USA 95
 2:42:09 Mark Allen USA 91
 2:42:18 Mark Allen USA 92

WOMEN

2:53:32 Mirinda Carfrae AUS 10
2:56:04 Caitlin Snow USA 10
 2:56:51 Mirinda Carfrae AUS 09
 2:57:44 Chrissie Wellington GBR 08
 2:58:36 Sandra Wallenhorst GER 08
 2:59:16 Lori Bowden CAN 99
 2:59:58 Chrissie Wellington GBR 07
 3:00:52 Samantha McGlone CAN 07
 3:01:25 Erika Csomor HUN 07
 3:02:10 Lori Bowden CAN 03



Did you Know?

- 1,849 athletes started, 1,847 came out of the water and two did not make the swim cut off
- 1,844 athletes started the bike
- 1,809 athletes started the run
- Finisher Rate: 1770/1849 = 95.7% finisher rate
- Last Official Finisher: Kathryn Curl 16:59:13
- Fastest Transition: T1 1:43 T2 1:58 Total: 3:41 Chris McCormack
- Longest time spent in transitions: (T) TOTAL 1:01:24
- Finishers by Gender: SEX = F 469 26.5% SEX = M 1301 73.5%

THIS YEAR IN KONA

It was an Australian sweep at this year's Ford Ironman World Championship when Chris "Macca" McCormack and Mirinda Carfrae claimed titles in Kailua-Kona, Hawai'i. McCormack, who won the event in 2007, added a second World Championship title to his resume by finishing in 8:10:37, the fifth-fastest men's winning time in Kona. Carfrae secured her first-ever Ironman title when she crossed the line in 8:58:36, the fourth-fastest women's time in the history of the race.

Last year, Chrissie Wellington broke Paula Newby-Fraser's long-standing overall course record when she crossed the line in 8:54:02. This year, it was Karin Thuerig's (SUI) 4:48:22 bike time that overtook the Queen of Kona's 1993 bike-course record by eight seconds. Carfrae broke her own run-course record, set in 2009, by running a 2:53:32 marathon. The race was a fast one for the age groupers, as four men's and five women's division records were broken.

2010 FORD IRONMAN WORLD CHAMPIONSHIP RESULTS

PRO MEN'S RESULTS

Place	Time	Numb	Fname	Lname	Cnt	Rep	Swim	Tr1	Bike	Tr2	Run
1	08:10:37	4	Chris	McCormack	AUS		51:36	1:43	4:31:51	1:58	2:43:31
2	08:12:17	3	Andreas	Raelert	GER		51:27	1:54	4:32:27	2:05	2:44:25
3	08:13:14	23	Marino	Vanhoenacker	BEL		51:33	1:59	4:31:00	1:58	2:46:46
4	08:16:53	1	Craig	Alexander	AUS		51:32	1:49	4:39:35	2:00	2:41:59
5	08:20:11	24	Raynard	Tissink	ZAF		52:25	1:56	4:30:48	2:20	2:52:44
6	08:21:00	6	Timo	Bracht	GER		53:52	1:59	4:29:42	2:10	2:53:18
7	08:22:02	14	Eneko	Llanos	ESP		51:38	2:01	4:39:23	2:00	2:47:03
8	08:22:59	7	Dirk	Bockel	LUX		51:12	2:03	4:35:48	1:56	2:52:02
9	08:23:26	8	Pete	Jacobs	AUS		51:15	2:02	4:47:05	2:01	2:41:06
10	08:24:04	10	Faris	Al-Sultan	ARE	GER	51:25	1:54	4:32:40	2:39	2:55:28
11	08:25:51	2	Chris	Lieto	USA		52:23	1:50	4:23:18	2:21	3:06:00
12	08:27:02	12	Maik	Twelsiek	USA	GER	52:22	1:50	4:26:01	2:14	3:04:38
13	08:29:15	31	Michael	Weiss	USA	AUT	57:40	2:28	4:25:21	3:13	3:00:34
14	08:31:43	67	Frederik	Van Lierde	BEL		51:34	1:56	4:39:23	2:24	2:56:27
15	08:32:51	18	Ronnie	Schildknecht	SWI		56:00	2:04	4:35:20	2:08	2:57:21
16	08:33:43	43	Christian	Brader	GER		59:51	1:42	4:35:32	2:26	2:54:13
17	08:34:10	22	Cameron	Brown	NZL		52:16	1:54	4:38:41	2:05	2:59:15
18	08:35:34	53	Martin	Jensen	DNK		51:31	1:58	4:39:43	2:24	2:59:59
19	08:35:44	25	Patrick	Vernay	NCL		55:19	2:03	4:45:21	2:15	2:50:47
20	08:38:23	11	Terenzo	Bozzone	NZL		51:31	1:48	4:40:20	2:18	3:02:28
21	08:38:43	9	Andy	Potts	USA		48:48	1:50	4:42:20	2:43	3:03:03
22	08:40:46	36	Jozsef	Major	HUN		1:07:28	2:28	4:39:53	3:03	2:47:56
23	08:41:18	5	Rasmus	Henning	DNK		51:30	2:13	4:39:51	2:05	3:05:41
24	08:41:33	47	Clemens	Coenen	GER		57:30	1:51	4:36:54	2:08	3:03:12
25	08:42:11	58	Courtney	Ogden	AUS		52:36	2:02	4:41:17	2:27	3:03:52
26	08:42:42	39	Torsten	Abel	USA	GER	52:25	1:53	4:52:02	3:15	2:53:08
27	08:44:30	50	Dennis	Devriendt	BEL		52:27	1:51	4:47:45	2:51	2:59:37
28	08:46:16	45	Tyler	Butterfield	USA	BMU	52:17	1:44	4:50:26	2:31	2:59:20
29	08:47:45	29	Fraser	Cartmell	GBR		51:26	1:52	4:39:46	2:42	3:12:01
30	08:48:02	46	Massimo	Cigana	ITA		57:56	2:08	4:37:02	2:06	3:08:52
31	08:48:07	19	Eduardo	Sturla	ARG		55:43	2:01	4:44:42	2:23	3:03:20
32	08:49:26	17	Timothy	DeBoom	USA		51:34	1:50	4:40:32	2:32	3:13:00
33	08:49:26	21	Normann	Stadler	GER		55:06	1:45	4:28:58	2:32	3:21:06
34	08:49:59	63	Nick	Saunders	GBR		56:01	1:55	4:49:45	2:35	2:59:45
35	08:52:04	54	Chris	McDonald	USA	AUS	57:53	1:49	4:44:30	2:38	3:05:16
36	08:52:10	38	Christophe	Bastie	FRA		57:52	1:59	4:42:22	2:54	3:07:06
37	08:52:13	62	Christian	Ritter	GER		51:30	2:01	4:44:36	2:40	3:11:28
38	08:54:00	66	TJ	Tollakson	USA		51:36	1:52	4:41:04	3:17	3:16:14
39	08:56:01	34	Michael	Lovato	USA		55:12	1:42	4:48:17	2:22	3:08:30
40	08:56:02	55	Ezequiel	Morales	BRA	ARG	57:40	1:54	4:56:06	6:38	2:53:48
41	08:56:26	37	Petr	Vabrousek	CZE		1:01:12	2:47	4:46:40	2:04	3:03:44
42	09:03:29	28	Ben	Hoffman	USA		52:18	1:49	4:46:35	2:41	3:20:07
43	09:05:39	41	Eric	Bean	USA		55:53	2:34	4:48:03	2:45	3:16:25
44	09:06:43	59	Sebastian	Pedraza	ITA		57:43	1:54	4:51:07	2:38	3:13:23
45	09:08:12	49	Justin	Daerr	USA		57:46	1:53	4:50:56	2:29	3:15:10
46	09:09:10	61	Raimo	Raudsepp	EST		59:55	1:56	4:56:09	2:29	3:08:44
47	09:11:43	57	Hiroyuki	Nishiuchi	JPN		51:35	2:12	5:11:21	2:07	3:04:30
48	09:16:00	64	Shinya	Suganuma	JPN		1:01:54	2:13	5:14:08	2:24	2:55:24
49	09:17:19	26	Rutger	Beke	BEL		55:58	1:59	4:44:42	3:14	3:31:28
50	09:19:39	48	Scott	Curry	CAN		55:13	1:59	4:46:20	4:15	3:31:55
51	09:24:34	33	Luke	Bell	USA	AUS	51:42	1:51	4:40:05	2:26	3:48:33

2010 FORD IRONMAN WORLD CHAMPIONSHIP RESULTS

PRO MEN'S RESULTS



Place	Time	Num	Fname	Lname	Cnt	Rep	Swim	Tr1	Bike	Tr2	Run
52	09:24:34	42	Andreas	Bocherer	GER		51:37	1:59	4:32:36	2:41	3:55:44
53	09:28:28	32	Thomas	Hellriegel	GER		57:45	2:22	4:43:17	2:59	3:42:07
54	09:41:51	16	Bert	Jammaer	BEL		52:19	1:36	4:53:24	3:21	3:51:12
55	10:14:12	44	Mac	Brown	USA		1:07:22	2:47	4:55:39	2:34	4:05:52
56	DNF	35	Stephen	Bayliss	GBR		51:29	1:59			
57	DNF	13	Mathias	Hecht	SWI		51:32	1:53			
58	DNF	51	Daniel	Fontana	ITA		51:35	1:58	4:50:07	2:37	
59	DNF	40	Mike	Aigroz	SWI	JAM	51:40	1:51	4:46:00	2:30	
60	DNF	20	Stephan	Vuckovic	GER		53:50	2:02	4:58:43		
61	DNF	56	Scott	Neyedli	SCO		53:51	2:29			
62	DNF	60	Jan	Raphael	GER		53:55	1:57	4:58:46		
63	DNF	30	Kirill	Kotshegarov	EST		57:06	2:14			
64	DNF	52	Nils	Goerke	GER		1:04:14	1:59			

PRO WOMEN'S RESULTS

Place	Time	Num	Fname	Lname	Cnt	Rep	Swim	Tr1	Bike	Tr2	Run
1	08:58:36	102	Mirinda	Carfrae	AUS		55:53	1:56	5:04:59	2:18	2:53:32
2	09:06:00	150	Caroline	Steffen	AUS	SWI	55:57	2:01	4:59:23	2:53	3:05:47
3	09:10:04	130	Julie	Dibens	USA	GBR	53:50	1:56	4:55:28	2:39	3:16:12
4	09:16:47	103	Virginia	Berasategui	ESP		57:46	2:22	5:05:36	2:34	3:08:31
5	09:18:48	107	Rachel	Joyce	GBR		52:25	1:53	5:10:33	2:49	3:11:09
6	09:22:48	125	Karin	Thuerig	SWI		1:13:12	3:10	4:48:22	3:39	3:14:27
7	09:23:33	123	Yvonne	Van Vlerken	AUT	NLD	1:01:58	2:00	4:59:42	2:16	3:17:39
8	09:26:42	115	Caitlin	Snow	USA		57:50	2:27	5:27:40	2:41	2:56:04
9	09:27:02	134	Heleen	Bij De Vaate	NLD		1:13:07	2:16	5:02:30	2:22	3:06:49
10	09:27:42	137	Leanda	Cave	USA	GBR	55:43	1:49	5:07:30	2:36	3:20:06
11	09:28:19	121	Amy	Marsh	USA		55:57	2:05	5:02:26	2:28	3:25:25

2010 FORD IRONMAN WORLD CHAMPIONSHIP RESULTS

PRO WOMEN'S RESULTS

Place	Time	Numb	Fname	Lname	Cnt	Rep	Swim	Tr1	Bike	Tr2	Run
12	09:29:13	112	Linsey	Corbin	USA		1:02:02	2:22	5:17:38	3:03	3:04:11
13	09:30:00	120	Kate	Major	USA	AUS	57:38	2:25	5:19:14	1:59	3:08:46
14	09:35:25	114	Sonja	Tajsich	GER		1:07:26	2:12	5:14:54	3:47	3:07:07
15	09:36:11	152	Kelly	Williamson	USA		57:23	2:15	5:22:40	2:50	3:11:04
16	09:38:45	106	Samantha	McGlone	USA	CAN	57:44	1:57	5:17:11	3:03	3:18:52
17	09:39:53	139	Erika	Csomor	HUN		1:03:46	2:22	5:21:36	2:23	3:09:48
18	09:41:11	111	Tyler	Stewart	USA		1:07:18	2:28	5:08:02	2:10	3:21:14
19	09:41:31	113	Tine	Deckers	BEL		1:01:19	2:00	5:02:25	2:26	3:33:23
20	09:43:08	108	Joanna	Lawn	NZL		1:01:04	1:58	5:14:20	2:37	3:23:10
21	09:47:09	126	Eva	Dollinger	AUT		57:47	2:18	5:23:31	2:45	3:20:49
22	09:52:23	118	Bree	Wee	USA		57:54	2:09	5:24:28	3:06	3:24:48
23	09:53:23	145	Carrie	Lester	AUS		1:03:12	2:18	5:16:06	2:09	3:29:40
24	09:58:25	104	Tereza	Macel	CAN	CZE	55:39	2:04	5:17:41	3:27	3:39:36
25	10:03:33	142	Irene	Kinnegim	NLD		1:13:10	2:02	5:10:53	3:22	3:34:08
26	10:04:02	129	Meredith	Kessler	USA		58:00	2:40	5:31:57	3:17	3:28:11
27	10:12:32	127	Lisa	Marangon	AUS		1:00:46	2:03	5:20:48	3:08	3:45:49
28	10:14:49	128	Yvette	Grice	GBR		1:01:41	2:20	5:40:24	3:06	3:27:19
29	10:15:54	149	Katja	Rabe	GER		1:01:51	2:12	5:40:53	3:01	3:27:59
30	10:18:29	122	Belinda	Granger	AUS		57:43	2:19	5:16:25	2:58	3:59:06
31	10:18:29	116	Edith	Niederfriniger	ITA		1:01:49	2:13	5:32:51	4:05	3:37:33
32	10:19:14	132	Karen	Smyers	USA		1:05:26	2:20	5:31:06	4:53	3:35:30
33	10:19:20	148	Donna	Phelan	CAN	CAN	1:01:48	2:30	5:31:40	3:39	3:39:44
34	10:19:31	133	Kate	Bevilaqua	AUS		1:01:45	2:11	5:26:59	2:43	3:45:54
35	10:23:05	136	Joanna	Carritt	GBR		1:13:01	2:16	5:37:58	3:04	3:26:48
36	10:28:57	119	Emi	Shiono	JPN		1:13:03	2:08	5:20:38	3:00	3:50:11
37	10:40:14	110	Dede	Griesbauer	USA		55:52	2:12	5:06:52	3:23	4:31:57
38	10:42:31	147	Maria	Omar	BRA	ARG	1:03:42	2:20	5:50:20	3:12	3:42:59
39	10:47:51	135	Hillary	Biscay	USA		55:45	2:07	5:41:05	3:52	4:05:04
40	10:51:20	153	Nicole	Woysch	GER		1:07:12	2:29	5:37:54	3:34	4:00:13
41	DNF	124	Gina	Crawford	NZL		55:55	2:11	5:33:26	7:22	
42	DNF	105	Rebekah	Keat	AUS		57:47	2:02			
43	DNF	117	Catriona	Morrison	GBR		57:49	2:34	5:06:17	3:04	
44	DNF	140	Sofie	Goos	BEL		1:01:46	1:42	5:18:43	4:01	
45	DNF	144	Nicole	Leder	GER		1:01:55	2:07	5:47:48	3:46	
46	DNF	141	Heidi	Jesberger	GER		1:02:02	2:11	6:07:51	5:08	
47	DNF	109	Sandra	Wallenhorst	GER		1:07:16	2:05	5:08:18		
48	DNF	143	Tamara	Kozulina	UKR		1:07:30	2:29	5:21:26	3:05	
49	DNF	138	Haley	Cooper-Scott	USA		1:07:47	2:14	5:29:12	3:50	
50	DNF	151	Barbara	Tesar	AUT		1:21:12	2:22			



2010 FORD IRONMAN WORLD CHAMPIONSHIP RESULTS

PHYSICALLY CHALLENGED RESULTS



Physically Challenged

Place	Bla	Time	Numb	Lname	Fname	Cnt	Rep	Swim	Tr1	Bike	Tr2	Run
1		13:15:27	175	Pyczynski, Loyal		USA		1:24:04	4:44	6:54:18	7:20	4:45:03
2		13:51:18	171	Cila, Sebastian		USA		1:20:10	1:55	6:49:31	4:27	5:35:18
3		14:19:12	172	Durbal, Rajesh		USA		1:17:54	7:53	7:07:40	9:29	5:36:18
4		14:45:00	173	Eldridge, Andrew		AUS		1:34:13	7:16	6:41:44	9:10	6:12:39

Hand Cycle Men

Place	Bla	Time	Numb	Lname	Fname	Cnt	Rep	Swim	Tr1	Bike	Tr2	Run
1		09:26:04	170	Schabort, Jeddie		USA		1:01:35	2:38	6:23:56	5:25	1:52:33
2		10:13:27	168	Fruhwith, Thomas		AUT		1:03:31	2:28	6:57:05	1:57	2:08:28
3		12:30:20	169	Sanchez, Oscar		USA		1:09:12	5:19	7:58:35	4:39	3:12:37

Hand Cycle Women

Place	Bla	Time	Numb	Lname	Fname	Cnt	Rep	Swim	Tr1	Bike	Tr2	Run
1	DNF		167	Downing, Tricia		USA		1:40:49	4:18			

MILITARY RESULTS

Military Men

Place	Time	Numb	Lname	Fname	Cnt	Rep	Swim	Tr1	Bike	Tr2	Run	Military
1	09:30:50	1792	Killian, Robert		USA		1:14:34	3:27	4:59:51	3:01	3:09:58	Army
2	09:39:05	1286	Poteet, William		USA		1:06:12	2:18	5:09:43	2:35	3:18:19	Air Force
3	10:10:33	710	Ferreira, Mike		USA		1:07:20	3:11	5:18:13	2:57	3:38:52	Coast Guard
4	10:40:54	783	Hobson, Hunter		USA		1:08:33	4:13	5:25:05	4:29	3:58:36	Marines
5	11:07:29	1215	Boyer, Lee		USA		1:01:45	4:25	5:31:39	9:45	4:19:55	Navy

Military Women

Place	Time	Numb	Lname	Fname	Cnt	Rep	Swim	Tr1	Bike	Tr2	Run	Military
1	10:48:31	1719	Turner, Jamie		USA		1:15:43	2:37	5:46:27	2:20	3:41:26	Air Force
2	11:31:37	1861	Beckmann, Rachel		USA		1:15:57	4:11	5:49:21	4:13	4:17:56	Coast Guard
3	11:44:45	1182	Barnes, Kristin		USA		1:21:54	3:38	6:03:47	3:30	4:11:58	Navy
4	11:50:49	1860	Chabalko, Erica		USA		1:07:28	6:01	6:05:26	5:20	4:26:35	Army

Military Team

1	Air Force	9:39:05	10:48:31 =	20:27:36	Poteet William, Turner Jamie
---	-----------	---------	------------	----------	------------------------------

2010 FORD IRONMAN WORLD CHAMPIONSHIP RESULTS

TOP FIVE SWIM, BIKE, RUN

2.4 miles

'AU 'AU KAI/SWIM



Fastest Swim - PRO MEN

Place	Swim	Numb	Lname	Fname	City	Pro	Cnt	Ag
1	48:48	9	Potts, Andy		Colorado S	CO	USA	34
2	51:12	7	Bockel, Dirk		Munzbach		LUX	34
3	51:15	8	Jacobs, Pete		Sydney	NSW	AUS	29
4	51:25	10	Al-Sultan, Faris		Al-Ain	ABU	ARE	32
5	51:26	29	Cartmell, Fraser		Stirling		GBR	28

Fastest Swim - PRO WOMEN

Place	Swim	Numb	Lname	Fname	City	Pro	Cnt	Ag
1	52:25	107	Joyce, Rachel		London		GBR	32
2	53:50	130	Dibens, Julie		Boulder	CO	USA	35
3	55:39	104	Macel, Tereza		Toronto	ON	CAN	36
4	55:43	137	Cave, Leanda		Tucson	AZ	USA	32
5	55:45	135	Biscay, Hillary		Tucson	AZ	USA	32

112 miles

PAIKIKALA/BIKE



Fastest Bike - PRO MEN

Place	Bike	Numb	Lname	Fname	City	Pro	Cnt	Ag
1	4:23:18	2	Lieto, Chris		Danville	CA	USA	38
2	4:25:21	31	Weiss, Michael		Colorado S	CO	USA	29
3	4:26:01	12	Twelsiek, Maik		Tucson	AZ	USA	30
4	4:28:58	21	Stadler, Normann		Mannheim		GER	37
5	4:29:42	6	Bracht, Timo		Eberbach		GER	35

Fastest Bike - PRO WOMEN

Place	Bike	Numb	Lname	Fname	City	Pro	Cnt	Ag
1	4:48:22	125	Thuerig, Karin		Retschwil		SWI	38
2	4:55:28	130	Dibens, Julie		Boulder	CO	USA	35
3	4:59:23	150	Steffen, Caroline		Mooloolaba	QLD	AUS	32
4	4:59:42	123	Van Vlerken, Yvonne		Schwarzach		AUT	32
5	5:02:25	113	Deckers, Tine		Bouwel		BEL	32

26.2 miles

HOLO HOLO/RUN



Fastest Run - PRO MEN

Place	Run	Numb	Lname	Fname	City	Pro	Cnt	Ag
1	2:41:06	8	Jacobs, Pete		Sydney	NSW	AUS	29
2	2:41:59	1	Alexander, Craig		Sydney	NSW	AUS	37
3	2:43:31	4	McCormack, Chris		Burraneer	NSW	AUS	37
4	2:44:25	3	Raelert, Andreas		Drage		GER	34
5	2:46:46	23	Vanhoenacker, Marino		Jabbeke		BEL	34

Fastest Run - PRO WOMEN

Place	Run	Numb	Lname	Fname	City	Pro	Cnt	Ag
1	2:53:32	102	Carfrae, Mirinda		Brisbane	QLD	AUS	29
2	2:56:04	115	Snow, Caitlin		Brockton	MA	USA	28
3	3:04:11	112	Corbin, Linsey		Missoula	MT	USA	29
4	3:05:47	150	Steffen, Caroline		Mooloolaba	QLD	AUS	32
5	3:06:49	134	Bij De Vaate, Heleen		Stein		NLD	36

2010 FORD IRONMAN WORLD CHAMPIONSHIP RESULTS

TOP FIVE SWIM, BIKE, RUN

Fastest Swim - Age Group Men

Place	Swim	Numb	Lname	Fname	Ag	City	Pro	Cnt
1	52:05	1645	Gardner, Andy		30	Kingwood TX	USA	
2	52:55	1543	Martin, Franck		33	Les Ulis FRA		
3	53:00	1773	Coble, Christopher		28	Fremont CA	USA	
4	53:04	1735	Edmonds, Tony		29	Auckland AUK	NZL	
5	54:20	1536	Harrison, Luke		33	Lennox Hea NSW	AUS	

Fastest Swim - Age Group Women

Place	Swim	Numb	Lname	Fname	Ag	City	Pro	Cnt
1	54:39	1868	Chura, Haley		25	Atlanta GA	USA	
2	55:46	1486	Harper, Belinda		35	Auckland AUK	NZL	
3	56:18	1706	Leiser, Jennifer		31	Charlotte NC	USA	
4	56:28	1452	Mader, Wendy		37	Fort Colli CO	USA	
5	57:49	1831	Jackson, Christina		29	Oceanside CA	USA	

Fastest Bike - Age Group Men

Place	Bike	Numb	Lname	Fname	Ag	City	Pro	Cnt
1	4:40:22	1882	Kufner, Sebastian		24	Gera	GER	
2	4:40:27	1875	Beardall, Timothy		24	Melbourne VIC	AUS	
3	4:41:49	1800	Della Giacoma, Luca		27	Kappel	SWI	
4	4:42:56	1809	Raff, Gabriel		26	Escobar BS	ARG	
5	4:42:59	1522	Werner, Stefan		34	Bocholt	GER	

Fastest Bike - Age Group Women

Place	Bike	Numb	Lname	Fname	Ag	City	Pro	Cnt
1	5:07:01	1487	Shaw, Rhae		35	Seattle WA	USA	
2	5:15:21	1486	Harper, Belinda		35	Auckland AUK	NZL	
3	5:15:52	1128	Hassel, Diana		43	Fort Colli CO	USA	
4	5:15:55	1681	Snyder, Sierra		33	Austin TX	USA	
5	5:17:37	1430	White, Kristin		39	Manlius NY	USA	

Fastest Run - Age Group Men

Place	Run	Numb	Lname	Fname	Ag	City	Pro	Cnt
1	2:52:39	1808	Delsaut, Trevor		26	La Rochell FXX		
2	2:55:48	739	Aja, Fernando		45	Castanedo ESP		
3	2:55:53	1884	Schmid, Stefan		24	Peissenber GER		
4	2:56:17	1010	Spagnol, Olivier		41	Villeneuve FRA		
5	2:56:18	1812	Vittrup-Pedersen, Mads		26	Horsens DNK		

Fastest Run - Age Group Women

Place	Run	Numb	Lname	Fname	Ag	City	Pro	Cnt
1	3:10:27	1726	Walsh, Beth		30	Encinitas CA	USA	
2	3:11:12	1829	Collins, Louise		29	Nottingham GBR		
3	3:17:49	1150	Goertz, Beate		41	Cologne GER		
4	3:18:19	1701	D'haese, Veerle		32	Oostende BEL		
5	3:18:20	1176	McGrath, Amy		40	Spring Bra TX	USA	



“Swim 2.4 miles, bike 112, run 26.2 miles... brag for the rest of your life.”

-John Collins

2010 FORD IRONMAN WORLD CHAMPIONSHIP RESULTS

OVERALL RESULTS

Place	Bla	Time	Numb	Lname	Fname	Cnt	Rep	Cpl	Category	Swim	Tr1	Bike	Tr2	Run
1		08:10:37	4	McCormack, Chris		AUS		1	MPRO	51:36	1:43	4:31:51	1:58	2:43:31
2		08:12:17	3	Raelert, Andreas		GER		2	MPRO	51:27	1:54	4:32:27	2:05	2:44:25
3		08:13:14	23	Vanhoenacker, Marino		BEL		3	MPRO	51:33	1:59	4:31:00	1:58	2:46:46
4		08:16:53	1	Alexander, Craig		AUS		4	MPRO	51:32	1:49	4:39:35	2:00	2:41:59
5		08:20:11	24	Tissink, Raynard		ZAF		5	MPRO	52:25	1:56	4:30:48	2:20	2:52:44
6		08:21:00	6	Bracht, Timo		GER		6	MPRO	53:52	1:59	4:29:42	2:10	2:53:18
7		08:22:02	14	Llanos, Eneko		ESP		7	MPRO	51:38	2:01	4:39:23	2:00	2:47:03
8		08:22:59	7	Bockel, Dirk		LUX		8	MPRO	51:12	2:03	4:35:48	1:56	2:52:02
9		08:23:26	8	Jacobs, Pete		AUS		9	MPRO	51:15	2:02	4:47:05	2:01	2:41:06
10		08:24:04	10	Al-Sultan, Faris		ARE	GER	10	MPRO	51:25	1:54	4:32:40	2:39	2:55:28
11		08:25:51	2	Lieto, Chris		USA		11	MPRO	52:23	1:50	4:23:18	2:21	3:06:00
12		08:27:02	12	Twelsiek, Maik		USA	GER	12	MPRO	52:22	1:50	4:26:01	2:14	3:04:38
13		08:29:15	31	Weiss, Michael		USA	AUT	13	MPRO	57:40	2:28	4:25:21	3:13	3:00:34
14		08:31:43	67	Van Lierde, Frederik		BEL		14	MPRO	51:34	1:56	4:39:23	2:24	2:56:27
15		08:32:51	18	Schildknecht, Ronnie		SWI		15	MPRO	56:00	2:04	4:35:20	2:08	2:57:21
16		08:33:43	43	Brader, Christian		GER		16	MPRO	59:51	1:42	4:35:32	2:26	2:54:13
17		08:34:10	22	Brown, Cameron		NZL		17	MPRO	52:16	1:54	4:38:41	2:05	2:59:15
18		08:35:34	53	Jensen, Martin		DNK		18	MPRO	51:31	1:58	4:39:43	2:24	2:59:59
19		08:35:44	25	Vernay, Patrick		NCL		19	MPRO	55:19	2:03	4:45:21	2:15	2:50:47
20		08:38:23	11	Bozzone, Terenzo		NZL		20	MPRO	51:31	1:48	4:40:20	2:18	3:02:28
21		08:38:43	9	Potts, Andy		USA		21	MPRO	48:48	1:50	4:42:20	2:43	3:03:03
22		08:40:43	1808	Delsaut, Trevor		FXX	FRA	1	M25-29	59:22	2:14	4:44:12	2:18	2:52:39
23		08:40:46	36	Major, Jozsef		HUN		22	MPRO	1:07:28	2:28	4:39:53	3:03	2:47:56
24		08:41:18	5	Henning, Rasmus		DNK		23	MPRO	51:30	2:13	4:39:51	2:05	3:05:41
25		08:41:33	47	Coenen, Clemens		GER		24	MPRO	57:30	1:51	4:36:54	2:08	3:03:12
26		08:42:11	58	Ogden, Courtney		AUS		25	MPRO	52:36	2:02	4:41:17	2:27	3:03:52
27		08:42:42	39	Abel, Torsten		USA	GER	26	MPRO	52:25	1:53	4:52:02	3:15	2:53:08
28		08:44:30	50	Devriendt, Dennis		BEL		27	MPRO	52:27	1:51	4:47:45	2:51	2:59:37
29		08:46:16	45	Butterfield, Tyler		USA	BMU	28	MPRO	52:17	1:44	4:50:26	2:31	2:59:20
30		08:47:45	29	Cartmell, Fraser		GBR		29	MPRO	51:26	1:52	4:39:46	2:42	3:12:01
31		08:48:02	46	Cigana, Massimo		ITA		30	MPRO	57:56	2:08	4:37:02	2:06	3:08:52
32		08:48:07	19	Sturla, Eduardo		ARG		31	MPRO	55:43	2:01	4:44:42	2:23	3:03:20
33		08:49:26	17	DeBoom, Timothy		USA		32	MPRO	51:34	1:50	4:40:32	2:32	3:13:00
34		08:49:26	21	Stadler, Normann		GER		33	MPRO	55:06	1:45	4:28:58	2:32	3:21:06
35		08:49:59	63	Saunders, Nick		GBR		34	MPRO	56:01	1:55	4:49:45	2:35	2:59:45
36		08:52:04	54	McDonald, Chris		USA	AUS	35	MPRO	57:53	1:49	4:44:30	2:38	3:05:16
37		08:52:10	38	Bastie, Christophe		FRA		36	MPRO	57:52	1:59	4:42:22	2:54	3:07:06
38		08:52:13	62	Ritter, Christian		GER		37	MPRO	51:30	2:01	4:44:36	2:40	3:11:28
39		08:54:00	66	Tollakson, TJ		USA		38	MPRO	51:36	1:52	4:41:04	3:17	3:16:14
40		08:54:13	1643	Violin, Ciro		BRA		1	M30-34	54:55	2:35	4:53:55	2:34	3:00:16
41		08:55:26	1884	Schmid, Stefan		GER		1	M18-24	58:35	3:05	4:53:13	4:42	2:55:53
42		08:55:53	1812	Vittrup-Pedersen, Mads		DNK		2	M25-29	1:03:05	2:32	4:51:43	2:16	2:56:18
43		08:56:01	34	Lovato, Michael		USA		39	MPRO	55:12	1:42	4:48:17	2:22	3:08:30
44		08:56:02	55	Morales, Ezequiel		BRA	ARG	40	MPRO	57:40	1:54	4:56:06	6:38	2:53:48
45		08:56:26	37	Vabrousek, Petr		CZE		41	MPRO	1:01:12	2:47	4:46:40	2:04	3:03:44
46		08:57:35	1811	Wetzel, Michael		GER		3	M25-29	59:20	2:17	4:55:39	2:12	2:58:09
47		08:58:05	1766	Taddonio, Kevin		USA		4	M25-29	1:03:08	2:50	4:48:55	2:52	3:00:23
48		08:58:36	102	Carfrae, Mirinda		AUS		1	WPRO	55:53	1:56	5:04:59	2:18	2:53:32
49		08:59:02	1634	Belzik, Karl		AUT		2	M30-34	1:02:17	2:55	4:50:40	2:00	3:01:12
50		09:00:21	1621	Mullenix, Andrew		USA		3	M30-34	1:00:15	2:59	4:48:31	3:22	3:05:16
51		09:01:56	1777	Salom, Jose		ESP		5	M25-29	1:04:24	3:41	4:54:37	2:23	2:56:54
52		09:02:19	1895	Franks, Logan		USA		2	M18-24	1:07:08	2:54	4:47:14	3:10	3:01:54

OVERALL RESULTS

Place	Bla	Time	Numb	Lname	Fname	Cnt	Rep	Cpl	Category	Swim	Tr1	Bike	Tr2	Run
53		09:03:29	28	Hoffman, Ben		USA		42	MPRO	52:18	1:49	4:46:35	2:41	3:20:07
54		09:04:14	1329	Angus, Damien		AUS		1	M35-39	59:33	3:55	4:47:30	2:42	3:10:36
55		09:05:31	1358	Houzelle, Fabrice		FRA		2	M35-39	1:05:39	3:42	4:52:41	2:31	3:01:00
56		09:05:39	41	Bean, Eric		USA		43	MPRO	55:53	2:34	4:48:03	2:45	3:16:25
57		09:05:58	1277	Jansen, Mark		SGP	AUS	3	M35-39	1:02:37	3:26	4:49:38	2:12	3:08:06
58		09:06:00	150	Steffen, Caroline		AUS	SWI	2	WPRO	55:57	2:01	4:59:23	2:53	3:05:47
59		09:06:03	1320	Hola, Tim		USA		4	M35-39	54:36	2:36	5:01:12	3:25	3:04:16
60		09:06:43	59	Pedraza, Sebastian		ITA		44	MPRO	57:43	1:54	4:51:07	2:38	3:13:23
61		09:06:49	1536	Harrison, Luke		AUS		4	M30-34	54:20	2:47	5:08:30	3:34	2:57:40
62		09:07:50	1002	Chesney, Curt		USA		1	M40-44	59:17	2:23	4:52:05	2:32	3:11:35
63		09:08:12	49	Daerr, Justin		USA		45	MPRO	57:46	1:53	4:50:56	2:29	3:15:10
64		09:09:10	61	Raudsepp, Raimo		EST		46	MPRO	59:55	1:56	4:56:09	2:29	3:08:44
65		09:09:37	1652	Buchler, Marcus		GER		5	M30-34	59:38	2:10	4:56:55	6:40	3:04:16
66		09:10:04	130	Dibens, Julie		USA	GBR	3	WPRO	53:50	1:56	4:55:28	2:39	3:16:12
67		09:10:20	1809	Raff, Gabriel		ARG		6	M25-29	59:27	3:21	4:42:56	3:47	3:20:51
68		09:10:30	1500	Stalder, Sebastien		FRA		6	M30-34	1:01:34	2:35	4:51:44	3:23	3:11:17
69		09:10:40	1226	Schuster, Patrick		USA		5	M35-39	1:05:49	2:23	4:52:10	4:55	3:05:25
70		09:11:13	1649	Rotem, Gilad		ISR		7	M30-34	56:16	2:08	4:55:50	2:29	3:14:32
71		09:11:43	57	Nishiuchi, Hiroyuki		JPN		47	MPRO	51:35	2:12	5:11:21	2:07	3:04:30
72		09:11:46	1882	Kufner, Sebastian		GER		3	M18-24	58:36	2:16	4:40:22	2:32	3:28:03
73		09:11:55	1557	Van De Wielle, Wim		BEL		8	M30-34	1:00:06	2:01	5:06:04	3:43	3:00:03
74		09:11:57	1796	Visin, Kyle		USA		7	M25-29	59:24	2:12	5:01:07	2:32	3:06:44
75		09:12:10	1787	Fricke, Lars		GER		8	M25-29	57:30	1:59	4:58:01	3:31	3:11:12
76		09:12:29	1602	Winnemoeller, Tobias		GER		9	M30-34	1:01:42	3:38	5:01:06	2:34	3:03:30
77		09:12:43	1378	Israel, Todd		AUS		6	M35-39	56:19	4:00	4:52:32	4:03	3:15:50
78		09:12:50	590	Schloegel, Benjamin		USA		10	M30-34	1:03:39	2:48	5:02:23	3:21	3:00:41
79		09:13:17	1000	PHILIPPE, Anthony		FRA		2	M40-44	1:06:50	3:33	4:56:35	2:33	3:03:47
80		09:14:01	1387	Westerberg, Staffan		USA	SWE	7	M35-39	55:42	2:45	4:59:04	3:37	3:12:55
81		09:14:04	1569	Rodgers, Charles		AUS		11	M30-34	59:22	2:46	4:58:15	2:19	3:11:22
82		09:14:27	1784	Droell, Martin		GER		9	M25-29	59:24	2:45	5:00:53	2:13	3:09:13
83		09:15:44	959	Horlacher, Frank		GER		3	M40-44	1:01:44	2:05	5:01:54	2:33	3:07:29
84		09:16:00	64	Suganuma, Shinya		JPN		48	MPRO	1:01:54	2:13	5:14:08	2:24	2:55:24
85		09:16:34	1384	Zucco, Adam		USA		8	M35-39	58:02	4:06	4:52:16	5:28	3:16:44
86		09:16:47	103	Berasategui, Virginia		ESP		4	WPRO	57:46	2:22	5:05:36	2:34	3:08:31
87		09:16:47	1196	Clark, Ethan		AUS		9	M35-39	1:03:00	3:26	4:49:19	3:16	3:17:48
88		09:16:56	1595	Ferreira da Silva Neto, An		BRA		12	M30-34	57:32	2:39	5:01:39	2:46	3:12:22
89		09:17:19	26	Beke, Rutger		BEL		49	MPRO	55:58	1:59	4:44:42	3:14	3:31:28
90		09:17:19	1271	Anderson, Stuart		GBR		10	M35-39	1:06:21	3:03	4:55:31	3:10	3:09:16
91		09:17:57	1504	Johnson, Steve		USA		13	M30-34	1:06:19	3:19	5:03:06	2:23	3:02:51
92		09:18:06	1297	Huyberechts, Nico		BEL		11	M35-39	1:06:49	4:14	4:58:56	3:24	3:04:44
93		09:18:17	1326	Van Beveren, Clint		AUS		12	M35-39	1:00:14	2:25	4:53:01	3:02	3:19:37
94		09:18:21	739	Aja, Fernando		ESP		1	M45-49	1:07:05	2:50	5:05:28	7:12	2:55:48
95		09:18:43	1559	Bourguet, Benoit		BEL		14	M30-34	57:29	2:28	5:02:22	3:48	3:12:38
96		09:18:48	107	Joyce, Rachel		GBR		5	WPRO	52:25	1:53	5:10:33	2:49	3:11:09
97		09:18:59	1773	Coble, Christopher		USA		10	M25-29	53:00	3:14	4:56:30	3:09	3:23:08
98		09:19:14	1397	Rochon, Mark		USA		13	M35-39	59:23	2:29	4:56:05	2:44	3:18:35
99		09:19:36	1611	Schnur, Sean		USA		15	M30-34	1:10:44	2:50	5:02:54	2:45	3:00:25
100		09:19:39	48	Curry, Scott		CAN		50	MPRO	55:13	1:59	4:46:20	4:15	3:31:55
101		09:19:44	916	Beuselinck, Jim		BEL		4	M40-44	1:01:56	3:13	4:53:41	3:15	3:17:40
102		09:19:46	1584	Moreel, Wout		BEL		16	M30-34	1:04:33	2:57	4:58:07	3:15	3:10:56
103		09:20:17	988	Schulte, Thorsten		GER		5	M40-44	1:08:17	2:46	4:56:35	3:15	3:09:26
104		09:20:45	1533	Goard, Luke		AUS		17	M30-34	1:00:51	2:56	4:58:53	3:22	3:14:45

2010 FORD IRONMAN WORLD CHAMPIONSHIP RESULTS

OVERALL RESULTS

Place	Bla	Time	Numb	Lname	Fname	Cnt	Rep	Cpl	Category	Swim	Tr1	Bike	Tr2	Run
105		09:21:08	1225	Entraygues, Edouard		FRA		14	M35-39	55:39	2:03	5:07:11	2:56	3:13:22
106		09:21:17	1556	Christenson, B.J.		USA		18	M30-34	58:46	2:46	5:09:53	3:47	3:06:06
107		09:21:51	1323	Low, Charlie		AUS	GBR	15	M35-39	1:05:08	3:16	4:52:19	2:32	3:18:38
108		09:21:54	1278	Siede, John		AUS		16	M35-39	1:05:48	3:39	5:02:31	3:01	3:06:58
109		09:21:54	1312	Doyle, Declan		GBR	IRL	17	M35-39	1:10:50	3:39	4:52:41	2:49	3:11:56
110		09:21:56	1617	Garcia, Oscar		ARG		19	M30-34	54:51	2:34	4:57:10	2:40	3:24:43
111		09:22:07	1813	Egea Caceres, Aritz		ESP		11	M25-29	58:19	1:59	5:00:33	2:35	3:18:42
112		09:22:21	1010	Spagnol, Olivier		FRA	FXX	6	M40-44	1:18:28	3:23	4:59:57	4:19	2:56:17
113		09:22:25	1356	Nikolopoulos, Alexander		GER	GRC	18	M35-39	1:08:40	3:14	4:43:51	4:37	3:22:04
114		09:22:29	1598	Armstrong, Hayden		AUS		20	M30-34	59:10	4:02	4:57:26	2:56	3:18:57
115		09:22:30	1518	Zrnica, Dalibor		SWI		21	M30-34	1:06:20	3:55	4:50:29	3:03	3:18:45
116		09:22:48	125	Thuerig, Karin		SWI		6	WPRO	1:13:12	3:10	4:48:22	3:39	3:14:27
117		09:22:51	1046	Horton, Nick		GBR		7	M40-44	1:10:43	2:46	4:53:45	3:18	3:12:20
118		09:22:59	1539	Slijkhuis, Peter		GBR	NLD	22	M30-34	59:01	4:18	4:55:35	2:26	3:21:42
119		09:23:02	1066	Campillo Vicente, Juan Car		ESP		8	M40-44	1:01:12	4:20	5:04:46	3:58	3:08:48
120		09:23:30	1246	Thomas, Christopher		USA		19	M35-39	59:49	3:22	5:04:35	3:15	3:12:32
121		09:23:32	1547	Sloan, Chuck		USA		23	M30-34	1:00:06	3:20	5:12:36	3:39	3:03:53
122		09:23:33	123	Van Vlerken, Yvonne		AUT	NLD	7	WPRO	1:01:58	2:00	4:59:42	2:16	3:17:39
123		09:24:01	1281	Howse, Andrew		AUS	NZL	20	M35-39	1:05:18	2:09	5:09:04	1:34	3:05:58
124		09:24:11	1540	Miguel, Javier		ESP		24	M30-34	1:05:13	3:44	4:56:01	3:05	3:16:10
125		09:24:34	33	Bell, Luke		USA	AUS	51	MPRO	51:42	1:51	4:40:05	2:26	3:48:33
126		09:24:34	42	Bocherer, Andreas		GER		52	MPRO	51:37	1:59	4:32:36	2:41	3:55:44
127		09:24:48	754	Haidenek, Peter		AUT		2	M45-49	1:04:16	3:46	4:56:16	3:17	3:17:15
128		09:24:51	1645	Gardner, Andy		USA		25	M30-34	52:05	3:02	5:04:36	2:45	3:22:25
129		09:24:52	1600	Thompson, Daniel		AUS	GBR	26	M30-34	59:32	2:27	5:09:11	2:26	3:11:19
130		09:25:02	1885	Sommer, Andreas		GER		4	M18-24	1:01:24	2:17	4:58:34	3:30	3:19:19
131		09:25:05	1767	Safrana, Pablo		AUS		12	M25-29	58:54	3:06	5:02:35	3:16	3:17:16
132		09:25:20	1628	Kurian, Joe		USA		27	M30-34	1:03:22	3:00	4:55:55	4:11	3:18:54
133		09:25:32	1660	Oh, Young Hwan		KOR		28	M30-34	1:04:31	3:28	4:59:14	4:03	3:14:18
134		09:25:52	882	Heynemand, Pierre		CAN		9	M40-44	1:01:28	2:40	5:07:21	3:03	3:11:22
135		09:26:03	637	Lavoie, Pierre		CAN		3	M45-49	1:01:25	3:12	4:58:05	3:18	3:20:05
136		09:26:04	170	Schabort, Jeddie		USA		1	MHCycle	1:01:35	2:38	6:23:56	5:25	1:52:33
137		09:26:20	1398	Cordovez, Pedro		PAN		21	M35-39	1:04:13	2:21	4:58:07	3:40	3:18:01
138		09:26:24	989	Mayer, Frank		GER		10	M40-44	1:11:42	2:18	4:53:59	2:20	3:16:07
139		09:26:26	977	Clark, Doug		USA		11	M40-44	1:01:12	2:01	5:03:26	2:41	3:17:07
140		09:26:42	115	Snow, Caitlin		USA		8	WPRO	57:50	2:27	5:27:40	2:41	2:56:04
141		09:26:57	1732	Esser, Olivier		BEL		13	M25-29	1:00:09	2:38	4:58:20	3:01	3:22:50
142		09:27:02	134	Bij De Vaate, Heleen		NLD		9	WPRO	1:13:07	2:16	5:02:30	2:22	3:06:49
143		09:27:10	1507	Fletcher, Slater		USA		29	M30-34	59:50	2:15	5:04:43	2:32	3:17:52
144		09:27:15	1821	Wheeler, Patrick		USA		14	M25-29	1:00:07	4:02	5:14:57	4:40	3:03:31
145		09:27:42	137	Cave, Leanda		USA	GBR	10	WPRO	55:43	1:49	5:07:30	2:36	3:20:06
146		09:27:46	1741	Codinach, Alberto		ESP		15	M25-29	1:00:13	3:47	5:06:06	2:39	3:15:04
147		09:27:47	999	Dunstan, Brett		AUS		12	M40-44	1:08:20	3:29	5:06:13	4:56	3:04:52
148		09:27:48	768	Kitazato, Nobuo		JPN		4	M45-49	59:58	3:15	5:20:50	3:13	3:00:34
149		09:28:09	1779	Mueller, Frank		GER		16	M25-29	58:50	2:45	5:03:12	2:52	3:20:32
150		09:28:12	697	Boyce, Albert		USA		5	M45-49	54:47	3:07	5:12:55	2:50	3:14:34
151		09:28:19	121	Marsh, Amy		USA		11	WPRO	55:57	2:05	5:02:26	2:28	3:25:25
152		09:28:28	32	Hellriegel, Thomas		GER		53	MPRO	57:45	2:22	4:43:17	2:59	3:42:07
153		09:28:33	688	Nixon, Richard		USA		6	M45-49	1:05:01	3:23	5:04:13	3:18	3:12:39
154		09:28:56	1229	Vonach, Thomas J.		AUT		22	M35-39	59:15	3:01	5:01:14	4:19	3:21:09
155		09:29:07	1027	Stepniak, Robert		POL		13	M40-44	1:06:21	1:45	5:11:37	2:18	3:07:08

OVERALL RESULTS

Place	Bla	Time	Numb	Lname	Fname	Cnt	Rep	Cpl	Category	Swim	Tr1	Bike	Tr2	Run
156		09:29:10	1637	Vatai, Miklos		HUN		30	M30-34	1:07:53	3:49	4:54:43	3:11	3:19:36
157		09:29:13	112	Corbin, Linsey		USA		12	WPRO	1:02:02	2:22	5:17:38	3:03	3:04:11
158		09:29:18	908	Bishop, Tim		GBR		14	M40-44	1:10:26	3:07	5:02:28	2:19	3:10:59
159		09:29:29	1607	Mannweiler, Daniel		GER		31	M30-34	1:04:16	2:12	4:57:55	2:21	3:22:48
160		09:29:34	1333	Menendez de Luarda, Jaime		ESP		23	M35-39	59:39	2:40	5:00:11	2:34	3:24:32
161		09:29:53	1619	Bosl, Michael		USA		32	M30-34	1:06:09	4:02	5:10:11	3:52	3:05:41
162		09:29:59	1816	Bischof, Marcel		GER		17	M25-29	1:05:02	2:56	5:03:00	7:54	3:11:09
163		09:30:00	120	Major, Kate		USA	AUS	13	WPRO	57:38	2:25	5:19:14	1:59	3:08:46
164		09:30:01	1410	Tapply, Timothy		USA		24	M35-39	1:04:26	3:35	5:16:43	3:02	3:02:17
165		09:30:09	1795	Hooke, Alex		USA		18	M25-29	57:33	3:46	5:07:30	3:28	3:17:54
166		09:30:37	1622	Andersen, Frantz		DNK		33	M30-34	1:06:46	2:57	5:10:13	4:22	3:06:21
167		09:30:50	1792	Killian, Robert		USA		19	M25-29	1:14:34	3:27	4:59:51	3:01	3:09:58
168		09:31:01	1391	Beyeler, Nicolas		SWI		25	M35-39	1:02:16	3:11	4:54:25	2:22	3:28:49
169		09:31:05	1235	Gebele, Markus		GER		26	M35-39	1:07:54	3:09	4:54:46	4:07	3:21:11
170		09:31:15	1651	Dolan, Liam		IRL		34	M30-34	1:25:45	3:23	4:47:14	3:40	3:11:16
171		09:31:19	1636	MacLean, Douglas		USA		35	M30-34	1:07:45	3:42	5:11:59	3:57	3:03:58
172		09:31:34	707	Schloegel, Robert		USA		7	M45-49	1:01:35	3:36	5:10:13	2:47	3:13:26
173		09:31:59	1552	Konig, Tammo		GER		36	M30-34	1:01:13	3:17	5:06:41	2:21	3:18:28
174		09:32:09	1531	Lichtenegger, Markus		AUT		37	M30-34	1:06:52	3:10	5:05:31	4:28	3:12:10
175		09:32:44	967	Kroell, Thomas		GER		15	M40-44	1:07:23	2:28	4:58:44	2:15	3:21:55
176		09:32:51	1761	Gerlach, Thomas		USA		20	M25-29	1:00:58	2:35	4:59:22	3:29	3:26:29
177		09:33:10	1770	Lewis, Richard		AUS		21	M25-29	57:46	3:06	5:07:04	3:21	3:21:55
178		09:33:14	1608	Cornman, Jeremy		USA		38	M30-34	59:57	3:16	5:13:02	3:55	3:13:05
179		09:33:25	1192	Caruso, Thomas		GER		27	M35-39	1:07:12	2:34	4:59:19	4:40	3:19:42
180		09:33:34	1389	Van Rijn, Harald		NLD		28	M35-39	1:01:26	2:21	4:53:52	2:50	3:33:06
181		09:33:38	1875	Beardall, Timothy		AUS		5	M18-24	1:04:20	3:18	4:40:27	3:10	3:42:24
182		09:34:02	956	De La Torre, Luis		USA		16	M40-44	59:39	2:41	4:55:06	3:01	3:33:36
183	DQ	09:34:14	1823	Bednarz, Blake		USA		22	M25-29	59:51	2:51	4:51:49	2:55	3:36:50
184		09:34:22	1324	Rosas, Javier		MEX		29	M35-39	56:26	2:40	5:02:37	2:18	3:30:23
185		09:34:30	1025	Oudemans, Menno		NLD		17	M40-44	1:06:32	3:50	5:05:16	3:20	3:15:34
186		09:34:41	1538	Woolston, Spencer		USA		39	M30-34	1:10:07	3:06	4:51:01	3:43	3:26:45
187		09:34:46	1659	Iseli, Marco		SUI	SUI	40	M30-34	59:44	3:28	4:58:40	4:32	3:28:24
188		09:34:59	626	Newman, Mark		USA		8	M45-49	57:04	4:33	5:19:55	4:09	3:09:19
189		09:35:04	1515	Capelle, Jean-Baptiste		FRA		41	M30-34	59:22	4:13	5:16:01	3:58	3:11:32
190		09:35:25	114	Tajsich, Sonja		GER		14	WPRO	1:07:26	2:12	5:14:54	3:47	3:07:07
191		09:35:28	1311	Bruzdziak, Thomas		GER		30	M35-39	1:08:09	3:24	5:05:21	3:33	3:15:02
192		09:35:50	1599	Webber, Jeremy		NZL		42	M30-34	1:01:34	3:46	4:55:24	2:17	3:32:51



2010 FORD IRONMAN WORLD CHAMPIONSHIP RESULTS

OVERALL RESULTS

Place	Bla	Time	Numb	Lname	Fname	Cnt	Rep	Cpl	Category	Swim	Tr1	Bike	Tr2	Run
193		09:35:54	1045	Shelden, Brian		USA		18	M40-44	1:04:40	2:00	5:03:48	2:31	3:22:58
194		09:35:57	1656	Chesson, James		USA		43	M30-34	1:04:34	2:47	5:10:54	2:44	3:15:00
195		09:36:11	152	Williamson, Kelly		USA		15	WPRO	57:23	2:15	5:22:40	2:50	3:11:04
196		09:36:24	1894	Richard, Steve		USA		6	M18-24	1:01:24	2:48	5:02:45	3:26	3:26:03
197		09:36:25	1620	Kunz, Erich		SWI		44	M30-34	58:14	3:53	4:51:19	3:06	3:39:55
198		09:36:29	1341	Alfaro, Fernando		PAN		31	M35-39	57:15	2:22	5:10:24	3:31	3:22:58
199		09:36:29	1582	Allaire, Patrick		CAN		45	M30-34	1:04:24	4:15	4:48:39	2:17	3:36:56
200		09:36:31	1892	Spackman, Todd		AUS		7	M18-24	1:02:15	2:15	5:07:53	2:43	3:21:27
201		09:36:34	1506	Laden, Mark		AUS		46	M30-34	58:15	3:33	5:16:17	2:52	3:15:39
202		09:36:49	1563	Salas, Tomas		MEX		47	M30-34	57:49	3:00	5:26:47	9:26	2:59:49
203		09:36:56	1623	Eble, Johannes		GER		48	M30-34	1:05:59	3:09	5:12:22	2:53	3:12:36
204		09:37:02	1775	Brown, Nicholas		USA		23	M25-29	59:08	3:31	5:09:40	2:58	3:21:47
205		09:37:04	1537	Villaume, Cyrille		FRA		49	M30-34	1:11:13	2:53	5:08:02	3:52	3:11:06
206		09:37:08	1199	Thiele, Bruce		AUS		32	M35-39	1:06:30	5:31	5:04:41	3:16	3:17:12
207		09:37:16	1612	Ureta, Pablo		SWI	ARG	50	M30-34	59:18	1:36	5:04:59	3:33	3:27:51
208		09:37:23	1601	de Jongh, Raoul		ZAF		51	M30-34	55:34	3:19	5:08:13	5:21	3:24:57
209		09:37:27	1508	Hjortlund, Anders		DNK		52	M30-34	1:05:02	3:56	5:15:51	3:10	3:09:30
210		09:37:32	1327	Dusting, Matthew		AUS		33	M35-39	1:05:11	4:27	5:01:34	3:45	3:22:36
211		09:37:34	969	Acs, Peter		HUN		19	M40-44	56:20	3:03	5:05:04	3:06	3:30:02
212		09:37:40	1231	Smith, Marcus		AUS		34	M35-39	1:05:09	3:00	5:05:47	2:41	3:21:05
213		09:37:43	1596	Bayly, Richard		NZL		53	M30-34	1:04:26	2:16	5:01:00	3:22	3:26:42
214		09:37:49	1088	Kaminski, Brian		USA		20	M40-44	57:18	3:31	5:15:16	3:18	3:18:28
215		09:37:53	966	Yujiri, Junya		JPN		21	M40-44	1:02:05	3:28	5:10:09	3:25	3:18:48
216		09:38:13	1197	Squires, Warren		SAF	ZWE	35	M35-39	1:05:15	3:52	5:10:11	2:43	3:16:14
217		09:38:22	920	Flageole, Marc		CAN		22	M40-44	1:05:58	3:43	5:15:56	2:23	3:10:24
218		09:38:25	1303	Christen, Pirmin		SWI		36	M35-39	1:03:51	3:41	4:51:30	2:42	3:36:42
219		09:38:42	964	Stoffel, Richard		SWI		23	M40-44	1:09:26	4:37	4:57:02	4:51	3:22:49
220		09:38:45	106	McGlone, Samantha		USA	CAN	16	WPRO	57:44	1:57	5:17:11	3:03	3:18:52
221		09:38:48	1800	Della Giacoma, Luca		SWI		24	M25-29	1:08:06	3:28	4:41:49	6:11	3:39:16
222		09:38:51	1532	Love, Jonathan		AUS		54	M30-34	1:05:40	3:03	5:01:01	3:13	3:25:56
223		09:38:52	1282	McDonald, Deiter		AUS		37	M35-39	1:00:26	3:13	5:05:45	4:04	3:25:26
224		09:38:54	938	Guldhay, Erik		NOR		24	M40-44	1:06:40	4:02	5:04:12	3:14	3:20:49
225		09:39:05	1286	Poteet, William		USA		38	M35-39	1:06:12	2:18	5:09:43	2:35	3:18:19
226		09:39:39	1876	Tryoen, Jonathan		FRA		8	M18-24	54:42	2:20	5:07:40	7:40	3:27:19
227		09:39:41	1749	Pernold, Daniel		AUT		25	M25-29	1:01:18	3:26	5:04:36	3:09	3:27:15
228		09:39:48	1052	Jennings, Mathew		AUS		25	M40-44	1:01:16	3:13	5:01:00	2:44	3:31:37
229		09:39:53	139	Csomor, Erika		HUN		17	WPRO	1:03:46	2:22	5:21:36	2:23	3:09:48
230		09:40:06	1318	Sesboue, Gwenael		FRA		39	M35-39	1:05:11	2:39	5:06:29	2:23	3:23:28
231		09:40:14	1756	Smith, Jeff		USA		26	M25-29	59:24	3:43	5:08:25	4:26	3:24:17
232		09:40:20	1782	Jungbluth, Uwe		GER		27	M25-29	1:17:51	2:57	5:08:10	2:51	3:08:33
233		09:40:23	1342	Preem, Kurt		BEL		40	M35-39	1:00:14	2:45	5:10:31	2:39	3:24:15
234		09:40:28	1336	Cuesta, Roberto		ESP		41	M35-39	1:07:42	4:28	5:07:16	3:47	3:17:16
235		09:40:45	1006	Skinnerlien, Rune		NOR		26	M40-44	1:05:01	3:57	5:04:42	3:05	3:24:01
236		09:40:55	1654	Holderbaum, Chad		USA		55	M30-34	1:02:21	2:59	5:08:17	2:56	3:24:23
237		09:40:57	1639	O'Byrne, Adam		AUS		56	M30-34	1:01:23	3:17	5:03:32	3:00	3:29:46
238		09:41:06	1739	De Neve, Pieter		BEL		28	M25-29	1:17:00	2:29	5:01:49	3:34	3:16:17
239		09:41:11	111	Stewart, Tyler		USA		18	WPRO	1:07:18	2:28	5:08:02	2:10	3:21:14
240		09:41:18	1335	Carlsen, Kenneth		DNK		42	M35-39	1:10:20	3:43	4:51:37	3:11	3:32:28
241		09:41:31	113	Deckers, Tine		BEL		19	WPRO	1:01:19	2:00	5:02:25	2:26	3:33:23
242		09:41:43	1522	Werner, Stefan		GER		57	M30-34	59:23	2:24	4:42:59	3:19	3:53:39
243		09:41:51	16	Jammaer, Bert		BEL		54	MPRO	52:19	1:36	4:53:24	3:21	3:51:12
244		09:41:54	1624	Broche, Frederik		BEL		58	M30-34	1:08:18	4:07	5:05:11	3:12	3:21:08

OVERALL RESULTS

Place	Bla	Time	Numb	Lname	Fname	Cnt	Rep	Cpl	Category	Swim	Tr1	Bike	Tr2	Run
245		09:42:09	866	Sweeney, Craig		AUS		27	M40-44	56:24	3:22	5:04:34	3:02	3:34:49
246		09:42:13	1872	Cleasby, Joseph		AUS		9	M18-24	1:04:23	3:18	5:08:31	3:36	3:22:27
247		09:42:19	1079	Simkanin, Martin		SVK		28	M40-44	1:00:42	3:23	5:05:59	4:12	3:28:04
248		09:42:23	1334	Barnett, Ryan		USA		43	M35-39	1:02:18	2:39	5:07:57	4:06	3:25:26
249		09:42:29	755	Lohmann, Peter		GER		9	M45-49	1:15:39	3:11	5:08:47	3:37	3:11:17
250		09:42:35	1736	Bucek, Michal		HKG	SVK	29	M25-29	1:00:13	4:36	5:17:10	3:28	3:17:10
251		09:42:36	1198	Hall, Richard		HKG		44	M35-39	1:02:38	3:28	5:13:12	2:48	3:20:31
252		09:42:41	1904	Baldwin, Nick		GBR	SYC	10	M18-24	1:04:38	2:21	5:05:34	2:47	3:27:23
253		09:42:55	1301	Martin, Owen		IRL		45	M35-39	1:11:12	5:49	5:01:39	5:44	3:18:33
254		09:43:08	1399	Coady, Kevin		USA		46	M35-39	1:06:53	4:06	5:09:36	4:36	3:17:58
255		09:43:08	108	Lawn, Joanna		NZL		20	WPRO	1:01:04	1:58	5:14:20	2:37	3:23:10
256		09:43:09	957	Johnston, Chad		CAN		29	M40-44	1:17:24	4:10	4:59:24	3:51	3:18:22
257		09:43:10	1224	Hall, Mitchell		USA		47	M35-39	1:02:15	3:56	4:51:44	4:31	3:40:45
258		09:43:13	1382	Rae, Matt		AUS		48	M35-39	1:06:13	4:13	5:09:54	3:55	3:18:59
259		09:43:15	647	Geoghegan, Mark		USA	AUS	10	M45-49	1:06:45	3:40	5:17:48	3:28	3:11:36
260		09:43:27	1641	Sullivan, Eric		USA		59	M30-34	1:17:34	3:06	4:58:30	2:58	3:21:20
261		09:43:34	1251	De Vos, Glenn		BEL		49	M35-39	1:01:05	3:34	4:46:47	3:03	3:49:08
262		09:43:39	1769	De Vilder, Tim		BEL		30	M25-29	1:00:31	2:53	5:15:48	2:57	3:21:32
263		09:43:47	1514	Verriest, Christophe		BEL		60	M30-34	1:04:36	3:21	5:14:10	2:48	3:18:54
264		09:43:52	1353	Muller, Jochen		GER		50	M35-39	1:05:04	3:16	5:07:38	3:52	3:24:04
265		09:44:01	1614	Scherer, Matthias		GER		61	M30-34	57:28	2:49	5:03:26	2:57	3:37:23
266		09:44:03	1285	Friend, Simon		AUS		51	M35-39	1:01:28	3:17	5:07:02	5:11	3:27:07
267		09:44:05	1771	Gordon, Adam		AUS		31	M25-29	1:05:53	3:46	5:09:51	2:54	3:21:44
268		09:44:15	649	Glah, Ken		USA		11	M45-49	58:47	3:21	4:58:25	4:05	3:39:38
269		09:44:16	1245	Barbet, Etienne		FXX	FRA	52	M35-39	56:22	2:40	5:15:49	2:42	3:26:45
270		09:44:19	1486	Harper, Belinda		NZL		1	W35-39	55:46	2:39	5:15:21	4:00	3:26:35
271		09:44:20	1380	Short, Peter		AUS		53	M35-39	1:07:32	3:01	5:04:55	4:53	3:24:01
272		09:44:37	1013	Jacobsen, Ole		GER		30	M40-44	56:18	2:34	5:12:18	3:00	3:30:28
273		09:44:42	948	Blanco, Richard		USA		31	M40-44	1:05:16	3:19	5:02:55	3:16	3:29:58
274		09:44:42	903	Cross, Mark		NZL		32	M40-44	1:07:44	2:59	5:04:34	2:38	3:26:49
275		09:44:57	932	Rouillard, Martin		CAN		33	M40-44	1:00:39	2:53	5:23:36	4:12	3:13:39
276		09:45:06	1338	Jakobsen, Allan		DNK		54	M35-39	59:50	3:56	5:10:01	3:46	3:27:34
277		09:45:09	1747	Rohleder, Michael		GER		32	M25-29	1:03:35	3:07	5:02:34	3:40	3:32:16
278		09:45:27	1053	Dyer, Ashley		HKG	GBR	34	M40-44	59:43	3:39	5:16:06	4:05	3:21:56
279		09:45:30	1562	Kropelnicki, Jesse		USA		62	M30-34	1:05:28	4:38	5:14:38	4:09	3:16:38
280		09:45:37	1642	Kulich, Michal		SVK		63	M30-34	1:12:06	3:40	5:08:39	2:59	3:18:15
281		09:45:43	1820	Scheltinga, Diederik		NLD		33	M25-29	1:01:36	3:42	5:08:10	4:12	3:28:05
282		09:45:45	1801	Close, Gregory		USA		34	M25-29	1:06:23	4:08	5:07:03	3:04	3:25:09
283		09:45:46	1275	Alleckson, Aleck		USA		55	M35-39	1:01:13	3:15	5:16:34	4:15	3:20:30
284		09:45:47	1888	Snyder, DJ		USA		11	M18-24	1:06:16	3:15	5:16:16	2:13	3:17:50
285		09:45:50	736	Hobson, Richard		FRA	GBR	12	M45-49	1:00:00	2:47	4:57:43	2:22	3:43:00
286		09:45:58	1254	Reid, Eric		USA		56	M35-39	1:04:19	2:49	5:10:03	3:05	3:25:45
287		09:46:00	734	Jones, Scott		USA		13	M45-49	1:01:06	3:08	5:12:52	3:06	3:25:49
288		09:46:09	1328	Meinicke, Darren		AUS		57	M35-39	1:02:17	3:11	5:06:54	3:30	3:30:20
289		09:46:15	958	Couckuyt, Nico		BEL		35	M40-44	1:06:47	3:11	5:02:08	3:46	3:30:26
290		09:46:15	1560	Eagan, Joseph		USA		64	M30-34	59:17	2:13	5:06:50	2:58	3:34:59
291		09:46:17	1606	Lobato, Cesar		ARG		65	M30-34	1:14:34	2:38	5:11:51	3:12	3:14:03
292		09:46:20	1576	Torre, Alejandro		MEX		66	M30-34	1:04:29	2:57	5:14:31	3:20	3:21:06
293		09:46:31	1343	Morrison, Mike		USA		58	M35-39	59:28	3:01	5:05:45	3:50	3:34:29
294		09:46:33	1544	Stutz, Reto		SWI		67	M30-34	1:06:24	4:39	4:48:42	3:04	3:43:46
295		09:46:35	639	Meagher, John		AUS		14	M45-49	1:02:30	7:30	5:13:05	5:16	3:18:14
296		09:46:47	1735	Edmonds, Tony		NZL		35	M25-29	53:04	2:49	5:19:54	2:42	3:28:20

2010 FORD IRONMAN WORLD CHAMPIONSHIP RESULTS

OVERALL RESULTS

Place	Bla	Time	Numb	Lname	Fname	Cnt	Rep	Cpl	Category	Swim	Tr1	Bike	Tr2	Run
297		09:46:51	931	Melowski, Dennis		USA		36	M40-44	1:01:17	4:08	5:02:01	4:34	3:34:52
298		09:47:01	1009	Whitby, Brandon		CAN		37	M40-44	1:01:24	3:38	5:06:33	3:17	3:32:12
299		09:47:09	126	Dollinger, Eva		AUT		21	WPRO	57:47	2:18	5:23:31	2:45	3:20:49
300		09:47:39	1899	Burton, Matthew		AUS		12	M18-24	1:05:11	2:42	4:59:52	3:03	3:36:53
301		09:47:46	1780	Lebrat, David		FRA		36	M25-29	1:06:39	6:16	5:18:07	7:50	3:08:56
302		09:47:50	1304	Pokress, Matt		USA		59	M35-39	1:05:46	3:38	5:11:35	3:26	3:23:27
303		09:47:52	960	Lehnen, Jens		GER		38	M40-44	58:55	3:21	5:15:04	2:17	3:28:17
304		09:47:59	1597	Reville, Eoin		AUS	IRL	68	M30-34	1:05:06	2:58	5:15:47	4:53	3:19:17
305		09:48:02	1354	Rocha Sarmiento, Rodrigo		ESP		60	M35-39	1:08:20	2:21	5:18:02	4:10	3:15:12
306		09:48:03	1604	Van der Mussele, Pieter		BEL		69	M30-34	1:05:19	2:44	5:01:53	3:32	3:34:38
307		09:48:08	1083	Tveiten, Arild		NOR		39	M40-44	58:54	2:00	5:10:32	2:48	3:33:57
308		09:48:10	1047	Latvaaho, Chris		USA		40	M40-44	1:15:03	3:22	5:07:03	4:23	3:18:22
309		09:48:13	1561	Green, Carle		AUS	GBR	70	M30-34	1:07:27	2:42	5:09:21	2:43	3:26:02
310		09:48:16	1388	Marinovich, John		USA		61	M35-39	56:29	2:57	5:10:45	5:27	3:32:39
311		09:48:23	1786	Frank, Jason		USA		37	M25-29	1:04:22	5:24	5:11:23	4:02	3:23:15
312		09:48:33	1743	Cain, Ryan		CAN		38	M25-29	1:01:57	2:53	4:58:29	2:27	3:42:49
313		09:48:34	1593	Brauneis, Alexander		AUT		71	M30-34	1:06:24	2:46	4:54:34	3:04	3:41:48
314		09:48:37	1810	Garcia, Derek		USA		39	M25-29	1:01:08	3:10	5:07:27	3:24	3:33:30
315		09:48:37	1352	Muldoon, Martin		GBR	IRL	62	M35-39	1:15:01	3:24	5:11:45	3:15	3:15:13
316		09:48:48	523	Blue, Michael		USA		1	M50-54	1:12:51	3:25	5:03:00	4:14	3:25:20
317		09:48:52	1072	Sink, Tomaz		SVN		41	M40-44	1:01:29	2:58	5:22:32	4:30	3:17:25
318		09:48:55	1509	Solak, Cristiano		BRA		72	M30-34	57:23	2:21	5:04:55	3:02	3:41:18
319		09:48:58	1568	Eppinger, Robert		AUS		73	M30-34	1:06:32	3:51	5:14:00	4:33	3:20:04
320		09:49:01	1302	Troch, Gerhard		GER		63	M35-39	58:42	2:38	5:13:33	2:51	3:31:18
321		09:49:02	1064	Beerda, Gosse		NLD		42	M40-44	1:04:56	2:53	4:50:22	3:51	3:47:02
322		09:49:34	1535	Bentley, David		AUS		74	M30-34	1:15:37	5:06	5:07:43	4:19	3:16:50
323		09:49:37	1366	Lambert, James		AUS		64	M35-39	1:01:28	3:35	5:18:05	3:32	3:22:59
324		09:49:38	1381	Sakurai, Ryuta		JPN		65	M35-39	1:08:48	4:10	5:32:07	3:10	3:01:26
325		09:49:42	1022	Oseland, Neal		USA		43	M40-44	1:13:12	3:07	5:12:39	2:50	3:17:56
326		09:49:47	1288	McGuigan, Ryan		USA	CAN	66	M35-39	1:06:22	4:21	5:06:04	3:35	3:29:27
327		09:49:51	1543	Martin, Franck		FRA		75	M30-34	52:55	2:27	5:09:26	3:33	3:41:31
328		09:49:52	875	Berker, Andre		GER		44	M40-44	1:02:19	3:17	5:10:00	2:23	3:31:55
329		09:49:55	1499	Burneleit, Marc		GER		76	M30-34	1:00:11	3:13	5:02:23	2:39	3:41:30
330		09:50:00	687	Canham, Roger		GBR		15	M45-49	1:11:26	3:28	5:05:05	4:27	3:25:35
331		09:50:06	975	Gallego, Stephane		FRA		45	M40-44	1:10:19	2:55	5:09:18	5:08	3:22:27
332		09:50:12	1818	Wall, Brad		AUS		40	M25-29	1:01:37	2:37	5:11:03	2:33	3:32:23
333		09:50:15	1098	Rizzi, Joe		CAN		46	M40-44	1:02:09	3:22	5:10:21	4:12	3:30:13
334		09:50:18	1772	Hannan, Bryn		AUS		41	M25-29	1:02:14	3:37	5:08:40	4:09	3:31:40
335		09:50:21	1414	Park, Sung Jin		KOR		67	M35-39	1:13:17	3:43	5:08:25	4:03	3:20:55
336		09:50:27	1432	Davis, Susanne		USA		2	W35-39	1:00:05	3:00	5:25:48	3:06	3:18:30
337		09:50:32	1339	Verhaert, Sebastiaan		BEL		68	M35-39	1:03:33	2:48	5:07:03	4:23	3:32:47
338		09:50:36	1529	Joost, Martin		GER		77	M30-34	1:05:10	3:25	5:17:55	3:25	3:20:42
339		09:50:36	1084	Gydesen, Jens		DNK		47	M40-44	59:50	2:13	5:16:01	3:09	3:29:24
340		09:50:39	913	Borchardt, Jens		GER		48	M40-44	1:01:19	2:57	5:15:24	4:05	3:26:56
341		09:50:47	1542	Cornaglia, Anibal		ARG		78	M30-34	59:54	2:30	5:05:07	3:14	3:40:04
342		09:50:51	914	Ference, Dave		USA		49	M40-44	1:03:17	4:03	5:11:05	2:45	3:29:43
343		09:50:51	1416	White, John		CAN		69	M35-39	1:10:08	3:34	5:09:02	3:14	3:24:54
344		09:51:00	611	Schmatz, Wolfgang		GER		16	M45-49	1:04:32	3:23	5:17:55	3:26	3:21:45
345		09:51:03	1191	Vitale, Craig		USA		70	M35-39	1:15:05	3:02	5:08:51	3:14	3:20:54
346		09:51:05	1615	Hofmann, Ben		GER		79	M30-34	1:04:31	2:58	5:15:02	3:47	3:24:49
347		09:51:07	1090	West, Mitch		USA		50	M40-44	1:02:13	3:24	5:10:08	4:16	3:31:09
348		09:51:12	1572	Bernhardt, Maik		GER		80	M30-34	1:05:45	4:45	5:11:56	3:36	3:25:11

OVERALL RESULTS

Place	Bla	Time	Numb	Lname	Fname	Cnt	Rep	Cpl	Category	Swim	Tr1	Bike	Tr2	Run
349		09:51:30	1893	Powell, Benjamin		GBR		13	M18-24	1:03:07	2:15	4:59:26	3:12	3:43:32
350		09:51:36	1062	Weaver, Adam		USA		51	M40-44	1:04:20	2:16	5:05:09	2:39	3:37:14
351		09:51:39	662	Tanaka, Takeshi		JPN		17	M45-49	1:05:12	2:59	5:33:20	2:55	3:07:16
352		09:51:43	1955	Penner, Greg		USA		52	M40-44	58:51	3:13	5:19:23	4:28	3:25:50
353		09:51:47	904	Durand, Frederic		NCL FRA		53	M40-44	1:02:54	3:32	5:09:39	3:35	3:32:08
354		09:51:56	1276	Perron, Jean-Francois		CAN		71	M35-39	58:42	4:23	4:55:28	4:12	3:49:13
355		09:52:01	1250	Durocher, David		CAN		72	M35-39	1:09:04	4:03	5:10:34	3:39	3:24:43
356		09:52:09	1368	Garcia, Ricardo		USA ARG		73	M35-39	1:05:02	2:36	5:14:59	2:44	3:26:51
357		09:52:23	118	Wee, Bree		USA		22	WPRO	57:54	2:09	5:24:28	3:06	3:24:48
358		09:52:39	1564	Wilken, Jens		MYS GER		81	M30-34	1:03:19	3:28	5:16:38	5:00	3:24:16
359		09:52:41	516	Buehlow, Peter		CAN		2	M50-54	1:16:24	2:25	5:08:28	2:46	3:22:40
360		09:52:42	1208	Temer, Lukas		USA SVK		74	M35-39	1:04:23	5:22	5:22:14	4:23	3:16:21
361		09:52:45	1870	McMurray, Ben		USA		14	M18-24	1:07:33	3:29	5:08:50	3:07	3:29:47
362		09:52:49	1896	Turner, Andrew		USA		15	M18-24	56:24	2:41	5:20:39	3:00	3:30:07
363		09:52:56	1625	Stoberl, Jochen		GER		82	M30-34	1:08:38	2:50	5:16:09	2:49	3:22:33
364		09:53:13	1742	Greenfield, Benjamin		USA		42	M25-29	1:01:20	4:13	5:12:56	3:35	3:31:10
365		09:53:14	644	Slater, Peter		GBR		18	M45-49	1:04:17	4:10	5:11:04	6:03	3:27:41
366		09:53:17	1349	Brandli, Reto		SWI		75	M35-39	1:05:44	4:15	5:14:15	4:48	3:24:16
367		09:53:23	145	Lester, Carrie		AUS		23	WPRO	1:03:12	2:18	5:16:06	2:09	3:29:40
368		09:53:28	738	Martinez, Antonio		FRA		19	M45-49	1:03:27	3:26	4:57:58	4:11	3:44:28
369		09:53:29	1357	Henry, Yannick		FRA		76	M35-39	1:07:03	2:59	5:13:31	2:43	3:27:15
370		09:53:38	373	Bonness, Joe		USA		1	M55-59	1:13:09	2:42	5:02:16	4:09	3:31:24
371		09:53:44	546	Kretz, Patrice		CAN		3	M50-54	1:05:27	3:52	5:06:12	3:23	3:34:52
372		09:53:48	861	Pietrofesa, Mark		USA		54	M40-44	56:24	3:42	5:15:21	4:47	3:33:36
373		09:53:50	951	Porto, Ralph		BRA		55	M40-44	1:06:27	2:55	5:32:21	5:47	3:06:21
374		09:53:54	1247	Shifflett, Bryan		USA		77	M35-39	1:05:19	3:55	5:12:37	3:47	3:28:18
375		09:54:03	1073	Muhlbauer, Dietmar		AUT		56	M40-44	59:46	3:48	5:22:36	10:04	3:17:51
376		09:54:04	886	Szunyog, Zsolt		SWI HUN		57	M40-44	58:14	3:18	5:28:38	4:12	3:19:44
377		09:54:16	1307	Chalupa, Christian		AUT		78	M35-39	1:06:09	3:40	5:07:01	7:11	3:30:17
378		09:54:16	1075	Renner, Ramon		GER		58	M40-44	1:10:10	3:30	5:16:09	4:19	3:20:10
379		09:54:18	1071	Guzman Pascual, Jordi		ESP		59	M40-44	1:11:58	5:13	5:14:40	4:02	3:18:27
380		09:54:19	1575	Schmidt, Philip		USA		83	M30-34	57:12	2:18	5:20:47	2:37	3:31:27
381		09:54:24	1657	Koers, Andries		NLD		84	M30-34	1:07:52	3:50	5:11:03	3:05	3:28:37
382		09:54:29	1299	Luebbers, Andreas		GER		79	M35-39	1:13:46	3:13	5:12:05	5:09	3:20:19
383		09:54:39	1272	Daehne, Stefan		GER		80	M35-39	1:04:17	3:22	4:59:48	3:41	3:43:33
384		09:54:42	1202	Kovac, Tomaz		SVN		81	M35-39	1:04:34	2:52	5:25:50	3:20	3:18:09
385		09:54:43	961	Bonnet-Badille, Philippe		FRA		60	M40-44	1:05:07	3:34	5:19:46	4:06	3:22:12
386		09:55:01	1360	Dutto, Francesco		ITA		82	M35-39	1:06:05	4:44	5:13:56	3:55	3:26:22
387		09:55:10	1233	Sanderson, Jody		QAT		83	M35-39	1:14:08	3:17	5:00:49	3:49	3:33:09
388		09:55:11	1626	Achrainer, Wolfgang		AUT		85	M30-34	1:03:11	5:13	5:15:50	3:01	3:27:59
389		09:55:12	1200	McCrohan, Alexander		USA		84	M35-39	54:53	3:41	5:14:43	4:24	3:37:32
390		09:55:16	1581	Hunkeler, Patrick		SWI		86	M30-34	1:02:04	2:48	5:19:47	3:17	3:27:21
391		09:55:19	1687	Pekerman, Nina		ISR		1	W30-34	59:16	2:47	5:24:29	3:03	3:25:46
392		09:55:24	1248	Durand, Patrice		FXX FRA		85	M35-39	1:07:19	4:33	5:04:08	4:08	3:35:18
393		09:55:30	905	Olsen, Randall		USA		61	M40-44	1:13:16	2:57	5:06:25	3:19	3:29:35
394		09:55:30	1692	Felt, Silvia		GER		2	W30-34	1:09:35	2:38	5:21:46	2:27	3:19:05
395		09:55:34	1210	Yoon, Seung-Il		KOR		86	M35-39	1:14:14	3:40	5:12:51	2:54	3:21:57
396		09:55:35	1459	Johnston, Claudia		CAN		3	W35-39	1:07:18	3:02	5:18:11	2:31	3:24:35
397		09:55:48	1203	Harsch, Peter		USA		87	M35-39	1:04:36	2:51	5:08:55	2:38	3:36:49
398		09:55:48	1351	Bartlog, Nikos		GER		88	M35-39	1:05:45	2:12	5:15:50	4:01	3:28:02
399		09:55:50	1031	Sosa Jr, Arthur		USA		62	M40-44	1:07:53	3:38	5:13:24	3:47	3:27:10
400		09:55:55	1733	Bamber, Geoff		GBR		43	M25-29	1:14:44	2:43	5:11:07	3:16	3:24:07

2010 FORD IRONMAN WORLD CHAMPIONSHIP RESULTS

OVERALL RESULTS

Place	Bla	Time	Numb	Lname	Fname	Cnt	Rep	Cpl	Category	Swim	Tr1	Bike	Tr2	Run
401		09:55:57	469	Angelastr	Sandro	SWI		4	M50-54	1:11:52	2:36	5:04:54	3:29	3:33:09
402		09:55:59	756	Heilman, Rich		USA		20	M45-49	1:05:17	4:02	5:07:46	4:26	3:34:30
403		09:56:05	1401	Spinney, John		USA		89	M35-39	1:06:55	3:53	5:25:03	3:15	3:17:01
404		09:56:10	1294	DeWild, Louis		USA		90	M35-39	1:08:35	4:09	5:18:52	3:15	3:21:21
405		09:56:18	517	Somerville, Toby		AUS		5	M50-54	1:10:00	3:27	5:23:51	3:21	3:15:40
406		09:56:29	1647	Blackwell, Trevor		USA		87	M30-34	1:12:00	3:19	5:16:49	2:55	3:21:29
407		09:56:30	888	Cavedon, Gilbert		SWI		63	M40-44	1:08:43	4:12	5:16:46	5:09	3:21:42
408		09:56:32	1512	Van Biervliet, Karl		BEL		88	M30-34	1:05:25	3:15	5:20:55	4:06	3:22:52
409		09:56:47	1080	Littlewood, Damion		GBR		64	M40-44	1:01:09	2:57	4:59:32	4:47	3:48:25
410		09:56:49	1746	Kriegl, Flo		AUT		44	M25-29	1:00:05	3:05	4:55:55	6:50	3:50:56
411		09:56:51	742	Macdonell, Brett		USA		21	M45-49	1:04:25	3:19	5:13:17	4:01	3:31:52
412		09:56:58	780	Sublett, Brett		USA		22	M45-49	1:04:43	4:40	5:20:08	3:14	3:24:15
413		09:56:59	1060	Cooper, Graham		USA		65	M40-44	1:06:00	5:16	5:22:58	4:16	3:18:31



414		09:57:00	872	Mueller-Coons, Michael		AUS		66	M40-44	59:22	3:06	5:04:45	3:36	3:46:14
415		09:57:03	1057	Van Der Burgt, Jason		NLD		67	M40-44	1:11:29	3:48	5:13:24	3:46	3:24:37
416		09:57:03	1734	Bakowski, Thomas		AUS		45	M25-29	1:05:20	3:41	5:04:49	4:29	3:38:46
417		09:57:08	1879	Schommer, Marc		USA		16	M18-24	1:00:23	2:38	5:11:23	2:28	3:40:19
418		09:57:10	750	Geissler, Juergen		GER		23	M45-49	1:06:21	3:49	4:59:30	5:44	3:41:47
419		09:57:11	1091	Schnabel, Bernd		GER		68	M40-44	1:08:59	4:26	5:14:56	4:02	3:24:48
420		09:57:13	1012	Diedrich, Jochen		GER		69	M40-44	1:03:41	3:00	5:09:46	2:45	3:38:03
421		09:57:13	1344	Menhard, Michael		SWI		91	M35-39	1:13:32	5:57	5:11:21	6:07	3:20:17
422		09:57:15	1824	Lopez, Thomas		USA		46	M25-29	1:00:32	3:38	5:06:22	2:53	3:43:52
423		09:57:17	1513	Marro, Sebastien		FRA	FXX	89	M30-34	1:03:41	3:10	5:24:53	3:24	3:22:11
424		09:57:21	1253	Grundner, Hans		GER		92	M35-39	1:15:12	4:26	5:12:56	2:52	3:21:57
425		09:57:23	1386	Crossingham, Daniel		AUS		93	M35-39	1:07:40	3:10	5:01:52	3:23	3:41:20
426		09:57:34	766	Ishikura, Keisuke		JPN		24	M45-49	1:06:48	3:06	5:23:06	3:00	3:21:36
427		09:57:38	1283	Schofield, Steven		AUS		94	M35-39	1:05:14	4:19	4:57:54	3:41	3:46:32
428		09:57:41	1020	Doebert, Steffen		SWI	GER	70	M40-44	1:05:42	4:10	5:13:02	3:35	3:31:13
429		09:57:44	1510	Lawson, Adrian		CAN		90	M30-34	1:19:58	3:26	5:14:26	2:59	3:16:57
430		09:57:44	1377	Inkinen, Sami		USA	FIN	95	M35-39	1:01:14	2:09	4:51:38	2:36	4:00:08
431		09:57:47	1030	Hon, Chad		USA		71	M40-44	1:01:38	3:09	5:09:32	3:00	3:40:29
432		09:57:49	1005	Knaus, Marcel		LIE		72	M40-44	1:09:09	3:53	5:03:16	2:55	3:38:39
433		09:57:50	1014	Kollorz, Manuel		GER		73	M40-44	1:09:01	3:14	5:13:33	5:36	3:26:28
434		09:57:53	1413	Ledermann, Alfred		SWI	GER	96	M35-39	1:11:12	3:45	5:14:02	2:38	3:26:18
435		09:57:58	1609	Bossini, Alessandro		ITA		91	M30-34	1:00:29	1:56	5:11:25	3:14	3:40:57
436		09:57:59	1190	Badeau, Samuel		CAN		97	M35-39	1:02:16	3:09	5:10:57	3:17	3:38:20
437		09:58:00	701	Kawashima, Ryuichi		JPN		25	M45-49	1:07:34	4:37	5:25:25	3:28	3:16:58

OVERALL RESULTS

Place	Bla	Time	Numb	Lname	Fname	Cnt	Rep	Cpl	Category	Swim	Tr1	Bike	Tr2	Run
438		09:58:03	1059	Spinosa, Rob		USA		74	M40-44	1:14:45	3:59	5:03:33	4:12	3:31:36
439		09:58:04	1374	DeHoust, Brady		USA		98	M35-39	1:06:46	4:12	5:19:59	4:21	3:22:48
440		09:58:06	953	Vanderhyde, Michael		USA		75	M40-44	1:05:12	3:24	5:13:43	5:31	3:30:17
441		09:58:06	911	Nelson, Troy		USA		76	M40-44	1:08:15	4:02	5:18:22	3:54	3:23:35
442		09:58:10	1296	Lebon, Stephane		FRA		99	M35-39	1:05:20	3:43	5:10:19	4:39	3:34:11
443		09:58:13	1783	Yamamoto, Shinji		JPN		47	M25-29	1:05:49	4:20	5:32:25	3:34	3:12:07
444		09:58:20	974	Brenner, Patrick		SWI		77	M40-44	1:12:52	4:42	5:21:27	7:23	3:11:59
445		09:58:25	1239	Cuello, Andres Alejandro		ESP		100	M35-39	1:02:26	3:10	5:19:15	3:15	3:30:20
446		09:58:25	104	Macel, Tereza		CAN	CZE	24	WPRO	55:39	2:04	5:17:41	3:27	3:39:36
447		09:58:31	1096	Blow, Gregg		USA		78	M40-44	1:14:10	4:08	5:02:16	3:18	3:34:41
448		09:58:55	1241	Mengering, Glenn		USA	CAN	101	M35-39	1:02:28	3:31	5:07:10	3:18	3:42:30
449		09:58:56	1074	Straub, Marco		GER		79	M40-44	1:20:20	3:23	5:15:26	4:12	3:15:36
450		09:58:59	729	Hebebrand, Mike		USA		26	M45-49	1:04:37	4:41	5:06:42	3:02	3:39:59
451		09:59:04	1350	Friesenbichler, Mario		AUT		102	M35-39	1:08:44	4:40	5:09:52	3:20	3:32:29
452		09:59:06	1814	Monroe, Kyle		USA		48	M25-29	1:24:50	2:47	5:21:53	2:34	3:07:03
453		09:59:08	615	Boyes, David		AUS		27	M45-49	1:09:56	2:23	5:10:09	2:48	3:33:55
454		09:59:14	1574	Kollai, Eric		USA		92	M30-34	1:00:46	3:34	5:09:09	4:22	3:41:25
455		09:59:15	1026	Robbins, Sean		USA		80	M40-44	1:05:43	6:15	5:11:23	5:09	3:30:46
456		09:59:24	1487	Shaw, Rhae		USA	CAN	4	W35-39	1:03:09	2:36	5:07:01	3:37	3:43:04
457		09:59:33	1682	Li, Shiao Yu		TWN	TWN	3	W30-34	1:10:11	3:25	5:21:48	2:37	3:21:34
458		09:59:37	1255	Larsen, Kristofer		NOR		103	M35-39	59:30	3:03	5:05:32	4:23	3:47:11
459		09:59:53	1534	Ramirez, Enrique		MEX		93	M30-34	1:02:33	3:29	5:20:31	7:26	3:25:56
460		10:00:24	761	Tundo, Tonino		SWI		28	M45-49	1:08:46	6:00	5:20:29	6:01	3:19:10
461		10:00:38	1502	Cox, Russell		GBR		94	M30-34	1:06:12	4:00	5:04:00	3:07	3:43:22
462		10:00:39	763	Bernhard, Anton		AUT		29	M45-49	1:18:42	2:43	4:57:09	5:30	3:36:37
463		10:00:45	874	Karcher, Mario		GER		81	M40-44	1:20:16	3:33	5:19:11	3:00	3:14:47
464		10:00:47	1291	Wilson, Jared		USA		104	M35-39	1:04:33	3:48	5:22:01	4:54	3:25:33
465		10:01:04	1715	Gossage, Lucy		GBR		4	W30-34	1:03:48	3:04	5:21:38	3:06	3:29:30
466		10:01:19	790	Gruber, Michael		GER		30	M45-49	1:18:38	3:50	5:04:05	3:39	3:31:09
467		10:01:24	1001	Ewers, Benjamin		USA		82	M40-44	1:07:30	3:39	5:20:57	3:51	3:25:28
468		10:01:30	849	Kenyon, Lisbeth		USA		1	W45-49	1:04:03	3:02	5:20:08	3:07	3:31:11
469		10:01:57	774	Rischman, Rick		USA		31	M45-49	1:14:01	3:30	5:22:43	3:59	3:17:46
470		10:01:58	1729	Henderson, Whitney		USA		5	W30-34	1:02:41	3:17	5:25:15	4:41	3:26:06
471		10:01:58	1305	Kern, Marcus		GER		105	M35-39	1:04:21	3:39	5:24:13	5:41	3:24:05
472		10:01:59	1430	White, Kristin		USA		5	W35-39	1:04:59	2:45	5:17:37	2:33	3:34:06
473		10:02:06	740	Stephenson, Chris		USA		32	M45-49	1:23:33	2:44	5:12:27	3:28	3:19:57
474		10:02:18	1383	Brace, Bob		AUS		106	M35-39	1:05:29	3:51	5:13:15	5:43	3:34:02
475		10:02:23	1407	Sellner, Michael		AUT		107	M35-39	1:05:23	3:31	5:21:46	4:56	3:26:49
476		10:02:33	1819	Charlton-Weedy, Edward		GBR		49	M25-29	1:03:14	3:03	5:18:31	4:06	3:33:41
477		10:02:35	1150	Goertz, Beate		GER		1	W40-44	1:13:52	3:16	5:25:00	2:40	3:17:49
478		10:02:38	1028	Selle, Michael		USA		83	M40-44	59:41	3:51	5:23:01	4:32	3:31:34
479		10:02:41	1337	Gil, Moises		ESP		108	M35-39	1:05:13	2:48	5:37:42	3:05	3:13:54
480		10:02:43	1089	Vanduynslager, Karel		BEL		84	M40-44	1:16:02	2:38	5:30:20	3:50	3:09:54
481		10:02:49	1355	Hoebanckx, Thomas-Frank		BEL		109	M35-39	1:01:38	3:51	5:22:58	6:05	3:28:20
482		10:02:53	616	Lonnemann, Dirk		GER		33	M45-49	1:07:47	3:43	5:19:14	2:58	3:29:12
483		10:02:57	1516	Lorenz, Philipp		GER		95	M30-34	1:04:10	2:58	5:10:21	8:35	3:36:55
484		10:03:10	1400	Hellstedt, Brett		USA		110	M35-39	1:02:49	5:46	5:07:24	3:52	3:43:21
485		10:03:20	941	Nicholson, Kevin		NZL		85	M40-44	1:13:18	3:10	5:04:55	2:51	3:39:08
486		10:03:26	1411	Takahashi, Hidekazu		JPN		111	M35-39	1:01:08	2:17	5:21:13	3:20	3:35:31
487		10:03:33	142	Kinnegim, Irene		NLD		25	WPRO	1:13:10	2:02	5:10:53	3:22	3:34:08
488		10:03:42	868	Capellari, Rogerio		BRA		86	M40-44	1:06:25	2:57	5:02:27	4:49	3:47:05
489		10:03:43	939	Barton, Anthony		USA		87	M40-44	1:05:07	4:07	5:19:58	3:56	3:30:36

2010 FORD IRONMAN WORLD CHAMPIONSHIP RESULTS

OVERALL RESULTS

Place	Bla	Time	Numb	Lname	Fname	Cnt	Rep	Cpl	Category	Swim	Tr1	Bike	Tr2	Run
490		10:04:00	1755	Baztarrika, Iker		ESP		50	M25-29	1:11:08	4:04	5:16:07	4:01	3:28:43
491		10:04:02	129	Kessler, Meredith		USA		26	WPRO	58:00	2:40	5:31:57	3:17	3:28:11
492		10:04:14	1567	Villanueva, Allan		MEX		96	M30-34	58:31	2:41	5:02:21	4:22	3:56:20
493		10:04:17	689	Torres, Andres		USA	COL	34	M45-49	1:02:28	4:02	5:11:26	3:58	3:42:24
494		10:04:40	1551	Jaloszynski, Jason		USA		97	M30-34	1:08:43	3:46	5:18:44	3:10	3:30:18
495		10:04:50	1503	Schlegel, Stefan		GER		98	M30-34	1:10:15	2:25	5:22:43	3:14	3:26:14
496		10:04:52	1587	Andoni, Ibarbia		ESP		99	M30-34	1:11:19	5:14	5:00:57	4:38	3:42:46
497		10:05:09	700	Wachter, Rudolf		GER		35	M45-49	1:04:20	3:39	5:05:25	5:07	3:46:40
498		10:05:12	1417	Hartmann, Michael		USA		112	M35-39	59:38	3:38	5:17:28	3:46	3:40:43
499		10:05:18	1081	Therault, Derek		CAN		88	M40-44	58:05	3:37	5:19:34	3:35	3:40:29
500		10:05:30	899	Doi, Keish		USA		89	M40-44	1:05:43	3:07	5:09:24	3:21	3:43:58
501		10:05:34	1646	Hopwood, Jeremy		CAN	AUS	100	M30-34	1:19:48	2:58	5:17:00	1:55	3:23:55
502		10:05:40	1097	Walton, Adrian		CAN		90	M40-44	1:06:17	4:13	5:15:06	4:44	3:35:23
503		10:05:51	1193	Defoor, Steve		FRA		113	M35-39	1:05:46	4:48	5:19:56	3:31	3:31:52
504		10:05:52	440	Hill, John		AUS		6	M50-54	1:15:07	3:27	5:12:07	4:02	3:31:11
505		10:05:55	1806	Cochrane, Simon		NZL		51	M25-29	1:05:06	4:49	5:27:16	4:12	3:24:33
506		10:06:06	744	Neilsen, Eric		USA		36	M45-49	1:03:37	2:57	5:09:19	5:20	3:44:56
507		10:06:23	515	Rodgers, Tom		USA		7	M50-54	1:13:50	3:51	5:09:51	4:07	3:34:46
508		10:06:30	1586	Kindaichi, Keiji		JPN		101	M30-34	1:00:09	3:19	5:27:26	4:16	3:31:23
509		10:06:38	879	Potter, John		USA		91	M40-44	58:29	2:37	5:20:24	3:24	3:41:44
510		10:06:51	775	Allen, David		AUS		37	M45-49	1:04:15	3:34	5:21:37	3:46	3:33:40
511		10:06:53	1662	Schreiber, Stefan		CAN	GER	102	M30-34	1:13:19	4:10	5:05:17	4:17	3:39:52
512		10:07:01	1785	Wyss, Patric		SWI		52	M25-29	1:04:19	2:13	5:24:11	4:30	3:31:51
513		10:07:08	1419	Niemeyer, Shane		USA		114	M35-39	1:00:55	3:12	5:10:38	5:14	3:47:12
514		10:07:11	1603	Groneuer, Christoph		GER		103	M30-34	1:06:16	2:17	5:12:24	3:53	3:42:23
515		10:07:16	1829	Collins, Louise		GBR		1	W25-29	1:03:53	3:28	5:46:10	2:35	3:11:12
516		10:07:16	1616	Moerth, Markus		AUT		104	M30-34	1:18:00	4:33	5:19:15	3:18	3:22:12
517		10:07:24	1718	Gregory, Caroline		USA		6	W30-34	1:01:25	2:31	5:39:25	2:19	3:21:46
518		10:07:24	1309	Yamamoto, Shingo		JPN		115	M35-39	1:07:25	4:43	5:13:24	2:53	3:39:03
519		10:07:29	1681	Snyder, Sierra		USA		7	W30-34	59:35	2:38	5:15:55	2:49	3:46:34
520		10:07:33	1648	Nielsen, Ulrik		DNK		105	M30-34	58:44	3:26	5:18:10	3:23	3:43:52
521		10:07:41	1768	Sanchez, Mauricio		MEX		53	M25-29	1:15:39	4:43	5:16:09	5:25	3:25:48
522		10:07:56	915	Brierley, Andrew		GBR		92	M40-44	1:14:43	3:53	5:11:53	3:22	3:34:07
523		10:08:01	923	Comas, Albert		USA	ESP	93	M40-44	1:09:55	3:25	5:08:58	4:39	3:41:06
524		10:08:03	1346	Besseling, Michel		NLD		116	M35-39	1:16:41	5:02	5:26:33	4:16	3:15:32
525		10:08:09	1670	Main, Rachel		USA		8	W30-34	1:07:31	3:43	5:18:57	3:41	3:34:19
526		10:08:11	1731	Ancona, Matthew		USA		54	M25-29	1:08:58	2:58	5:17:58	4:31	3:33:47
527		10:08:12	749	Jakobler, Thomas		GER		38	M45-49	1:11:53	3:45	5:15:45	5:19	3:31:31
528		10:08:12	1708	McCombie, Kelly		AUS		9	W30-34	1:04:48	4:59	5:23:28	3:41	3:31:18
529		10:08:14	1905	Tejada, Raul		GTM		17	M18-24	1:01:21	3:34	5:19:13	3:35	3:40:33
530		10:08:14	1405	Archambault, Pierre-Yves		FRA		117	M35-39	1:10:55	2:42	4:59:38	3:57	3:51:05
531		10:08:15	279	Tabarant, Yves		FRA	FXX	1	M60-64	1:16:20	3:29	5:19:18	3:41	3:25:29
532		10:08:21	1753	Charton, Michael		PYF	FRA	55	M25-29	1:08:09	4:03	5:17:54	3:21	3:34:56
533		10:08:23	1394	Jesus, Wagner		BRA		118	M35-39	1:11:25	3:10	5:15:12	5:11	3:33:27
534		10:08:26	1822	Opunui, Landon		USA		56	M25-29	1:05:50	3:07	5:12:08	2:56	3:44:27
535		10:08:31	613	Bushey, Gary		USA		39	M45-49	1:02:53	3:24	5:21:28	3:13	3:37:35
536		10:08:38	692	Hill, Rob		AUS		40	M45-49	1:14:29	5:55	5:19:18	4:03	3:24:55
537		10:08:40	1759	Cadman, Duane		AUS		57	M25-29	1:05:26	3:50	5:28:23	4:43	3:26:21
538		10:08:43	1176	McGrath, Amy		USA		2	W40-44	1:06:05	2:57	5:38:00	3:22	3:18:20
539		10:08:45	627	Moller, John Hvass		DNK		41	M45-49	1:19:06	4:02	5:02:46	5:25	3:37:27
540		10:09:03	1348	Lovett, Brian		USA		119	M35-39	58:49	3:20	5:27:20	3:06	3:36:30
541		10:09:06	811	Kay-Ness, Donna		USA		2	W45-49	1:07:07	3:30	5:23:13	2:35	3:32:43

OVERALL RESULTS

Place	Bla	Time	Numb	Lname	Fname	Cnt	Rep	Cpl	Category	Swim	Tr1	Bike	Tr2	Run
542		10:09:11	1379	Tully, Sean		AUS		120	M35-39	1:13:10	3:01	5:19:12	3:08	3:30:42
543		10:09:21	877	Onishi, Masayuki		JPN		94	M40-44	1:06:02	4:30	5:17:29	3:22	3:38:01
544		10:09:22	1691	Abraham, Corinne		GBR		10	W30-34	1:11:14	3:15	5:29:20	2:30	3:23:05
545		10:09:26	747	Ensminger, John		USA		42	M45-49	1:00:10	3:39	5:21:20	4:22	3:39:57
546		10:09:28	1206	Dwyer, Patrick		USA		121	M35-39	1:04:33	3:47	5:18:18	3:46	3:39:05
547		10:09:39	656	Simeoni, Francesco		ITA		43	M45-49	1:04:17	3:23	5:22:45	4:05	3:35:12
548		10:09:46	1330	Collins, Daniel		AUS		122	M35-39	1:08:19	3:56	5:18:22	4:08	3:35:02
549		10:09:56	1627	Buckingham, Tony		NZL		106	M30-34	1:08:59	3:31	5:10:48	5:03	3:41:36
550		10:09:58	946	Fieldhack, Jeff		USA		95	M40-44	1:04:15	3:11	5:21:16	3:13	3:38:04
551		10:10:04	898	Work, Randy		USA		96	M40-44	1:02:32	4:06	5:24:14	5:12	3:34:02
552		10:10:09	1477	Spenner, Lisa		USA		6	W35-39	1:11:17	3:18	5:29:43	3:56	3:21:58
553		10:10:11	377	Bertolo, Jean-Marc		FRA		2	M55-59	1:13:33	3:39	5:21:45	3:44	3:27:31
554		10:10:33	710	Ferreira, Mike		USA		44	M45-49	1:07:20	3:11	5:18:13	2:57	3:38:52
555		10:10:34	1300	Herling, Michael		GER		123	M35-39	1:13:19	4:27	5:10:54	3:07	3:38:50
556		10:10:35	752	Dittberner, Toralf		GER		45	M45-49	1:18:30	4:15	5:22:09	3:33	3:22:09
557		10:10:35	1630	Pacifico, Ryan		USA		107	M30-34	1:08:28	4:05	5:19:49	5:16	3:32:59
558		10:10:38	1284	Newsome, Rhys		AUS		124	M35-39	1:12:33	4:27	5:17:49	3:02	3:32:48
559		10:10:39	1815	Saeugling, Lee		USA		58	M25-29	1:14:56	3:14	5:07:06	2:25	3:43:01
560		10:10:44	1227	Antonowicz, Bruce		USA		125	M35-39	1:04:24	2:50	5:15:37	5:42	3:42:12
561		10:10:46	638	Schneider, Uwe		GER		46	M45-49	1:13:12	4:28	5:17:45	2:50	3:32:32
562		10:10:54	1211	Fisher, Andrew		GBR		126	M35-39	1:04:47	3:40	5:28:45	3:05	3:30:39
563		10:10:58	721	Dirks, Renato		GER		47	M45-49	1:11:04	3:26	5:16:45	3:45	3:36:00
564		10:11:10	1085	Garcia, Ramon		ESP		97	M40-44	1:16:05	5:23	5:17:10	4:11	3:28:22
565		10:11:17	1548	Sproll, Daniel		GER		108	M30-34	1:01:00	3:24	5:22:31	4:21	3:40:02
566		10:11:31	1257	Thomas, Leroy		USA	AUS	127	M35-39	1:06:14	3:05	5:21:30	3:48	3:36:55
567		10:11:34	1817	Schuster, Frank		GER		59	M25-29	1:01:57	2:24	5:31:35	3:26	3:32:13
568		10:11:36	1412	Inagaki, Yuichiro		JPN		128	M35-39	1:11:29	2:59	5:17:22	3:35	3:36:13
569		10:11:38	1364	Rose, Matthew		USA		129	M35-39	54:39	3:46	5:17:49	4:48	3:50:38
570		10:11:40	1679	Sloan, Jennifer		USA		11	W30-34	1:05:17	3:16	5:30:09	3:31	3:29:29
571		10:11:51	1579	Libaud, Romain		FRA		109	M30-34	1:20:22	3:31	5:19:31	2:43	3:25:46
572		10:11:55	1050	Richdale, Scott		NZL		98	M40-44	1:06:29	4:32	5:28:33	5:13	3:27:10
573		10:11:55	995	Cawood, Craig		SGP	AUS	99	M40-44	1:06:13	4:25	5:26:49	5:27	3:29:03
574		10:11:56	1363	Lloyd, John		USA		130	M35-39	1:17:14	3:28	5:21:53	2:49	3:26:33
575		10:11:59	1017	Mullen, Peter		USA		100	M40-44	1:06:08	3:21	5:33:35	3:15	3:25:41
576		10:12:06	686	White, Paul		CAN		48	M45-49	1:16:00	3:11	5:16:43	2:38	3:33:36
577		10:12:09	885	Dossow, Uwe		GER		101	M40-44	1:10:52	4:47	5:17:53	3:22	3:35:17
578		10:12:13	1511	Kristensen, Allan		DNK		110	M30-34	1:10:19	5:13	5:01:03	4:54	3:50:46
579		10:12:15	1347	Keul, Stefan		GER		131	M35-39	1:11:49	2:57	5:04:18	3:16	3:49:56
580		10:12:18	1790	Ingalls, Jonathan		USA		60	M25-29	1:06:18	3:08	5:19:47	3:30	3:39:37
581		10:12:20	1583	Brichieri-Colombi, Anthony		CAN		111	M30-34	1:01:24	3:48	5:31:55	3:37	3:31:39
582		10:12:32	127	Marangon, Lisa		AUS		27	WPRO	1:00:46	2:03	5:20:48	3:08	3:45:49
583		10:12:36	871	Leclaire, Martin		GER		102	M40-44	1:12:39	3:08	5:23:49	7:45	3:25:16
584		10:12:41	1610	Despas, Alexandre		FRA		112	M30-34	1:07:05	3:14	5:09:53	5:53	3:46:38
585		10:13:00	1249	Clarke, Christopher		GBR		132	M35-39	1:11:51	3:15	5:05:13	3:22	3:49:22
586		10:13:25	1243	Reig, Jordi		ESP		133	M35-39	1:01:30	3:26	5:17:53	3:46	3:46:52
587		10:13:27	168	Fruhworth, Thomas		AUT		2	MHCycle	1:03:31	2:28	6:57:05	1:57	2:08:28
588		10:13:32	971	Mattsson, Lars		SWE		103	M40-44	1:01:25	4:00	5:23:48	3:47	3:40:35
589		10:13:34	1588	Beckwith, Mark		USA		113	M30-34	1:05:57	3:26	5:27:57	3:27	3:32:50
590		10:13:38	1686	Bannink, Cindi		USA		12	W30-34	1:00:05	2:53	5:37:20	4:05	3:29:16
591		10:13:43	1520	Roux, Nicolas		FRA		114	M30-34	1:06:58	3:25	5:12:54	3:21	3:47:08
592		10:13:48	496	Clark, David		USA		8	M50-54	59:28	7:15	5:28:09	3:59	3:35:00
593		10:13:51	1726	Walsh, Beth		USA		13	W30-34	1:06:39	3:58	5:48:40	4:09	3:10:27

2010 FORD IRONMAN WORLD CHAMPIONSHIP RESULTS

OVERALL RESULTS

Place	Bla	Time	Numb	Lname	Fname	Cnt	Rep	Cpl	Category	Swim	Tr1	Bike	Tr2	Run
594		10:13:56	1077	Brandt, Holger		GER		104	M40-44	1:12:05	4:18	5:08:47	3:31	3:45:17
595		10:13:57	1794	Wurth, Rob		USA		61	M25-29	1:24:48	2:35	5:30:09	3:09	3:13:17
596		10:14:12	1082	Buchta, Andrew		USA		105	M40-44	1:11:44	5:23	5:23:30	3:26	3:30:11
597		10:14:12	44	Brown, Mac		USA		55	MPRO	1:07:22	2:47	4:55:39	2:34	4:05:52
598		10:14:17	603	Nugent, Terry		USA		49	M45-49	1:03:50	4:01	5:04:49	2:56	3:58:43
599		10:14:18	1051	Morgan, Craig		AUS		106	M40-44	1:07:26	4:37	5:20:29	4:02	3:37:46
600		10:14:49	128	Grice, Yvette		GBR		28	WPRO	1:01:41	2:20	5:40:24	3:06	3:27:19
601		10:14:57	737	Ciaverella, David		USA		50	M45-49	1:08:42	3:51	5:18:00	3:53	3:40:32
602		10:15:02	940	Franken, Darren		AUS		107	M40-44	1:04:51	5:09	5:06:40	3:28	3:54:55
603		10:15:05	1204	Thijs, Bart		BEL		134	M35-39	1:05:57	4:21	5:10:46	6:02	3:48:01
604		10:15:11	1298	Hedwig, Mark		GER		135	M35-39	1:05:10	8:13	5:13:08	4:59	3:43:43
605		10:15:16	1701	D'haese, Veerle		BEL		14	W30-34	1:15:54	2:51	5:31:51	6:22	3:18:19
606		10:15:22	973	Kiso, Andreas		GER		108	M40-44	1:17:52	3:54	5:26:51	5:51	3:20:56
607		10:15:30	869	Zbinden, Morgan		SWI		109	M40-44	1:17:03	4:35	5:02:46	5:54	3:45:15
608		10:15:35	1273	Diekow, Jan		GER		136	M35-39	1:09:07	3:27	5:07:41	3:28	3:51:53
609		10:15:46	1390	Bolin, Scott		USA		137	M35-39	1:16:00	3:48	5:14:17	5:03	3:36:42
610		10:15:54	149	Rabe, Katja		GER		29	WPRO	1:01:51	2:12	5:40:53	3:01	3:27:59
611		10:15:55	348	Taylor, Gregory		USA		3	M55-59	1:07:55	3:49	5:30:37	4:22	3:29:14
612		10:16:02	1393	Cris, Cristiano		BRA		138	M35-39	1:08:55	4:25	5:35:21	5:22	3:22:00
613		10:16:06	1137	Smith, Karen		BMU		3	W40-44	1:06:03	3:14	5:37:44	4:22	3:24:45
614		10:16:08	1359	Schrauben, Alexander		BEL		139	M35-39	1:04:58	3:48	5:18:39	3:11	3:45:35
615		10:16:10	1404	Montoya, Guillermo		COL		140	M35-39	1:07:29	3:57	5:31:47	3:13	3:29:45
616		10:16:12	1292	Halleumieux, Christophe		FRA		141	M35-39	1:25:19	3:36	5:12:11	3:07	3:32:00
617		10:16:13	1023	Scheiring, Oliver		GER		110	M40-44	1:14:18	2:58	5:19:29	2:55	3:36:35
618		10:16:16	1776	Hemstad, Erik		USA		62	M25-29	1:16:04	3:07	5:00:16	3:00	3:53:51
619		10:16:16	655	Welsch, Ruediger		GER		51	M45-49	1:04:12	4:27	5:22:51	3:46	3:41:03
620		10:16:30	1168	Boyes, Michelle		AUS		4	W40-44	1:11:36	2:23	5:22:12	2:48	3:37:33
621		10:16:34	1744	L'Heureux, Geoff		USA		63	M25-29	1:04:05	2:41	5:05:00	3:14	4:01:35
622		10:16:42	1406	Tesar, Bernd		AUT		142	M35-39	1:00:56	2:41	5:26:41	7:58	3:38:28
623		10:16:43	1655	Moberg, Lennart		SWE		115	M30-34	1:02:08	3:40	5:27:19	3:26	3:40:13
624		10:16:47	1866	Arendt, Jackie		USA		2	W25-29	1:00:12	3:06	5:34:28	4:19	3:34:45
625		10:16:49	1205	Lecry, Frans		BEL		143	M35-39	1:07:43	6:24	5:17:23	7:16	3:38:04
626		10:17:00	1004	Hoesele, Gerd		AUT		111	M40-44	1:14:31	3:48	5:12:58	2:55	3:42:49
627		10:17:02	1018	Falconer, Shannon		CAN		112	M40-44	1:20:17	3:32	5:23:25	3:30	3:26:21
628		10:17:22	1128	Hassel, Diana		USA		5	W40-44	1:06:33	2:58	5:15:52	3:47	3:48:15
629		10:17:25	970	Jimenez, Humberto		MEX		113	M40-44	1:05:38	5:32	5:24:43	4:41	3:36:53
630		10:17:26	902	Craig, David		NZL		114	M40-44	1:12:58	3:02	5:16:23	4:15	3:40:49
631		10:17:30	1252	Blatt, Matthias		GER		144	M35-39	1:04:06	2:17	5:09:23	3:00	3:58:46
632		10:17:34	1957	Clausen, Jesper		DNK		145	M35-39	1:03:48	3:58	5:44:55	3:17	3:21:38
633		10:17:34	906	Ariens, Mark		AUS		115	M40-44	1:04:20	5:38	5:08:31	4:28	3:54:39
634		10:17:38	1044	Schultz, Karl		USA		116	M40-44	1:08:11	6:09	5:10:13	4:01	3:49:06
635		10:17:42	856	Ferris, Michael		AUS		117	M40-44	1:05:54	6:11	5:44:17	7:02	3:14:19
636		10:17:45	1063	Preston, Jared		USA	NZL	118	M40-44	1:20:13	2:44	4:56:37	4:29	3:53:44
637		10:17:53	1714	Wieck, Sonja		USA		15	W30-34	1:10:41	2:24	5:30:47	3:17	3:30:46
638		10:18:00	776	Burke, Shawn		USA		52	M45-49	1:04:24	4:55	5:18:52	4:36	3:45:14
639		10:18:04	909	Gavioli, Claudio		BRA		119	M40-44	59:37	3:23	5:15:45	4:48	3:54:33
640		10:18:04	1635	Nortvig, Thomas		DNK		116	M30-34	1:21:51	3:03	5:16:49	3:50	3:32:33
641		10:18:04	1750	Steffensen, Anders		DNK		64	M25-29	1:04:42	3:08	5:10:51	3:39	3:55:46
642		10:18:05	1396	Souza, Fabiano		BRA		146	M35-39	59:47	3:19	5:21:25	4:16	3:49:19
643		10:18:11	502	Toole, Edward		USA		9	M50-54	1:14:26	4:33	5:15:42	5:39	3:37:54
644		10:18:25	1056	Warburton, Nathan		AUS		120	M40-44	1:07:29	4:41	5:18:12	4:54	3:43:11
645		10:18:29	122	Granger, Belinda		AUS		31	WPRO	57:43	2:19	5:16:25	2:58	3:59:06

OVERALL RESULTS

Place	Bla	Time	Numb	Lname	Fname	Cnt	Rep	Cpl	Category	Swim	Tr1	Bike	Tr2	Run
646		10:18:29	116	Niederfriniger, Edith		ITA		30	WPRO	1:01:49	2:13	5:32:51	4:05	3:37:33
647		10:18:40	863	Barber, David		AUS		121	M40-44	1:05:55	3:59	5:05:47	4:37	3:58:25
648		10:18:43	1207	Capobianco, Jeffrey		USA		147	M35-39	1:21:21	4:19	5:16:41	3:36	3:32:48
649		10:18:48	1501	Tempini, Marco		SWI		117	M30-34	1:02:22	7:55	5:22:12	8:12	3:38:09
650		10:18:55	463	Moro, Mark		AUS		10	M50-54	1:13:21	4:16	5:13:50	4:14	3:43:15
651		10:18:58	757	Sullivan, Jim		USA		53	M45-49	1:14:43	4:50	5:20:42	4:56	3:33:49
652		10:19:14	132	Smyers, Karen		USA		32	WPRO	1:05:26	2:20	5:31:06	4:53	3:35:30
653		10:19:14	698	Meissner, Harry		GER		54	M45-49	1:07:30	3:30	5:13:45	3:48	3:50:44
654		10:19:15	532	Strat, Remy		FRA		11	M50-54	1:12:50	4:24	5:29:24	5:27	3:27:13
655		10:19:20	148	Phelan, Donna		CAN	CAN	33	WPRO	1:01:48	2:30	5:31:40	3:39	3:39:44
656		10:19:23	1788	Semeyn, Benjamin		USA		65	M25-29	1:16:46	5:27	5:12:45	3:47	3:40:40
657		10:19:24	654	Hammann, Roger		GER		55	M45-49	1:08:16	2:56	5:31:11	3:49	3:33:14
658		10:19:31	133	Bevilaqua, Kate		AUS		34	WPRO	1:01:45	2:11	5:26:59	2:43	3:45:54
659		10:19:31	778	Davis, Michael		USA		56	M45-49	55:43	2:32	5:18:49	5:08	3:57:21
660		10:19:34	694	Zaher, Ahmed		USA	EGY	57	M45-49	59:21	4:04	5:06:30	6:14	4:03:27
661		10:19:36	1242	Sakai, Everett		USA		148	M35-39	1:04:38	4:01	5:28:39	4:45	3:37:35
662		10:19:57	1308	Herger, Raimund		GER		149	M35-39	1:18:49	2:49	5:32:02	8:19	3:18:00
663		10:20:05	896	Stien, John		USA		122	M40-44	1:02:45	3:22	5:26:52	4:49	3:42:20
664		10:20:09	1076	Heusinkveld, Gerrit		NLD		123	M40-44	1:08:18	2:32	5:04:47	2:49	4:01:45
665		10:20:12	952	Salazar ArevALO, Jorge		ARG		124	M40-44	1:08:36	3:42	5:21:55	4:20	3:41:42
666		10:20:28	1385	Leach, Bevan		AUS		150	M35-39	57:43	3:07	4:54:52	7:55	4:16:53
667		10:21:16	1120	Muegge, Hans-Christian		GER		125	M40-44	1:09:54	2:55	5:17:47	3:47	3:46:55
668		10:21:27	782	Moeller, Uwe		GER		58	M45-49	1:07:33	3:01	5:11:18	3:12	3:56:25
669		10:21:34	945	Dean, Steve		NZL		126	M40-44	1:06:48	3:26	5:14:10	4:19	3:52:54
670		10:21:38	1832	Andrews, Kristin		USA		3	W25-29	1:12:06	3:39	5:27:24	4:46	3:33:46
671		10:21:53	521	Avrea, Jim		USA		12	M50-54	59:26	3:21	5:23:35	3:38	3:51:55
672		10:22:17	1449	Bretting, Nicole		GER		7	W35-39	1:13:24	2:50	5:27:17	3:11	3:35:37
673		10:22:23	1869	Wohlrs, Lindsay		USA		4	W25-29	1:03:04	3:13	5:37:25	4:00	3:34:41
674		10:22:27	1799	toyama, takahiro		JPN		66	M25-29	54:56	2:18	5:32:22	6:21	3:46:32
675		10:22:28	994	Liedtke, Klaus		SWI		127	M40-44	58:55	2:35	5:21:33	3:36	3:55:51
676		10:22:31	962	van Stevendaal, Udo		GER		128	M40-44	1:07:51	4:03	5:21:44	5:00	3:43:55
677		10:22:44	1638	Malherbe, Kane		AUS		118	M30-34	59:01	3:15	5:08:51	2:41	4:08:57
678		10:22:48	1589	Mauclair, Matt		USA		119	M30-34	1:04:25	3:57	5:16:38	3:51	3:54:00
679		10:22:59	703	Wetzel, Ingo		GER		59	M45-49	1:11:44	2:42	5:11:45	3:37	3:53:12
680		10:23:03	1613	Ratschke, Gerald		AUT		120	M30-34	1:08:37	3:32	5:24:33	3:49	3:42:34
681		10:23:05	136	Carritt, Joanna		GBR		35	WPRO	1:13:01	2:16	5:37:58	3:04	3:26:48
682		10:23:25	1760	Brienza, Daniel		USA		67	M25-29	1:03:32	2:43	5:17:04	4:59	3:55:08
683		10:23:28	1256	Campbell, Tom		USA		151	M35-39	58:33	3:32	5:17:12	3:45	4:00:28
684		10:23:33	1418	Hewlett, John		USA		152	M35-39	1:17:26	6:29	5:13:02	5:04	3:41:34
685		10:23:33	526	Beauregard, Alan		USA		13	M50-54	1:11:54	3:43	5:27:15	4:28	3:36:15
686		10:23:38	1570	De Weerd, Koen		BEL		121	M30-34	54:50	1:54	5:06:36	3:03	4:17:16
687		10:23:39	1450	Holden, Kebby		USA		8	W35-39	1:03:06	3:16	5:22:52	2:30	3:51:56
688		10:23:50	907	Davis, Damion		AUS		129	M40-44	1:08:31	4:27	5:26:39	5:10	3:39:04
689		10:23:54	1711	Deim, Trish		USA		16	W30-34	1:10:27	4:08	5:23:03	3:40	3:42:36
690		10:23:59	498	Agier, Philip		FRA		14	M50-54	1:14:10	3:07	5:27:13	3:02	3:36:29
691		10:24:00	1757	Lopes, Valentin		USA	BRA	68	M25-29	1:05:52	3:03	5:17:58	6:15	3:50:55
692		10:24:03	1878	D'Ambrosia, Christopher		USA		18	M18-24	54:37	7:02	5:29:14	7:26	3:45:46
693		10:24:13	660	Hoerandner, Guenter		AUT		60	M45-49	1:06:39	2:26	5:16:50	4:48	3:53:31
694		10:24:16	726	Reid, David		HKG		61	M45-49	1:06:59	4:44	5:34:25	3:56	3:34:14
695		10:24:18	1925	Vertiz, Tatiana		USA	MEX	1	W18-24	1:04:51	3:26	5:42:41	3:28	3:29:52
696		10:24:22	1737	Schnitzler, Michael		AUT		69	M25-29	1:05:28	3:47	5:19:21	4:26	3:51:22
697		10:24:29	935	Hyland, Peter		USA		130	M40-44	1:15:29	5:58	5:31:25	3:35	3:28:03

2010 FORD IRONMAN WORLD CHAMPIONSHIP RESULTS

OVERALL RESULTS

Place	Bla	Time	Numb	Lname	Fname	Cnt	Rep	Cpl	Category	Swim	Tr1	Bike	Tr2	Run
698		10:24:31	1853	Fillnow, Kelly		USA		5	W25-29	1:15:40	3:33	5:33:41	3:44	3:27:55
699		10:24:31	883	Decock, Jan		BEL		131	M40-44	59:56	3:21	5:06:31	3:10	4:11:35
700		10:24:36	155	Molina, Scott		NZL		15	M50-54	1:01:07	5:24	5:23:06	5:02	3:49:59
701		10:24:36	720	Beckmann, Holger		USA	GER	62	M45-49	1:04:23	3:29	5:21:49	4:49	3:50:09
702		10:24:37	467	van Leeuwen, Jacques		NLD		16	M50-54	1:06:49	4:04	5:15:44	5:07	3:52:55
703		10:24:43	858	Stec, Michael		USA		132	M40-44	1:13:49	4:00	5:30:11	2:58	3:33:48
704		10:24:48	753	Antonov, Antti		SWE		63	M45-49	1:04:01	5:11	5:27:16	7:37	3:40:44
705		10:24:50	1578	Holecko, Martin		SVK		122	M30-34	1:03:10	2:55	5:43:22	4:11	3:31:12
706		10:24:50	1717	Tschumi, Sandra		SWI		17	W30-34	1:09:51	2:42	5:29:46	3:41	3:38:52
707		10:24:55	1345	Mayer, Claude		GER	LUX	153	M35-39	1:19:02	3:56	5:16:21	4:23	3:41:15
708		10:24:58	1962	Burkhardt, Chris		GER		123	M30-34	1:20:45	2:22	5:20:17	2:44	3:38:52
709		10:25:03	499	Gotzinger, Walter		AUT		17	M50-54	1:41:19	2:38	5:20:20	3:05	3:17:42
710		10:25:15	1214	Kunkel, Kevin		USA	THA	154	M35-39	1:15:04	3:43	5:04:57	3:37	3:57:56
711		10:25:22	1293	Meister, Mathieu		FRA		155	M35-39	1:05:16	4:15	5:20:49	6:50	3:48:13
712		10:25:24	746	Sanchez, Manuel		USA	CAN	64	M45-49	1:09:05	4:22	5:26:02	5:08	3:40:49
713		10:25:35	1415	De Paolis, Luca		ITA		156	M35-39	1:09:37	4:45	6:06:08	3:46	3:01:20
714		10:25:35	1758	Farwell, Patrick		USA		70	M25-29	58:50	5:36	5:17:58	5:19	3:57:54
715		10:25:37	614	Poblete, Gustavo		MEX		65	M45-49	1:04:27	5:24	5:27:01	4:27	3:44:20
716		10:25:41	936	Dunn, Bryan		USA		133	M40-44	1:04:28	2:56	5:04:21	3:06	4:10:52
717		10:25:42	1213	Spiten, Vegard		NOR		157	M35-39	1:08:31	2:44	5:21:55	3:00	3:49:33
718		10:25:49	1092	Flaum, Marc		USA		134	M40-44	1:10:36	4:44	5:07:17	4:06	3:59:07
719		10:25:55	1558	Lawler, Max		USA		124	M30-34	59:46	3:17	5:19:37	3:57	3:59:19
720		10:25:55	1011	Konczak, Kevin		USA		135	M40-44	1:04:15	5:10	5:26:35	4:58	3:44:59
721		10:25:58	601	Vuaillet, Franck		FRA		66	M45-49	1:11:31	5:26	5:29:16	11:22	3:28:25
722		10:25:59	1573	Fediuk, Dale		USA		125	M30-34	1:04:36	4:19	5:23:37	3:54	3:49:35
723		10:26:02	990	Hindes, Iain		GBR		136	M40-44	1:02:15	3:48	5:26:44	7:14	3:46:03
724		10:26:07	1093	Oshima, Hirofumi		USA	JPN	137	M40-44	1:05:32	5:27	5:32:28	6:26	3:36:17
725		10:26:23	1754	Azpiazu Tobar, Jon		ESP		71	M25-29	1:27:40	5:20	5:15:30	4:10	3:33:45
726		10:26:26	334	Churlet, Daniel		FRA		4	M55-59	1:13:30	3:49	5:10:11	5:08	3:53:51
727		10:26:29	857	Vander Weide, Doug		USA		138	M40-44	1:05:44	3:57	5:16:48	5:16	3:54:45
728		10:26:31	1841	Jareb, Nera		AUS		6	W25-29	1:12:15	3:08	5:35:48	3:30	3:31:53
729		10:26:33	1629	Scherb, Cliff		USA		126	M30-34	1:05:04	4:55	5:25:09	4:16	3:47:11
730		10:26:38	901	Sortino, Mark		USA		139	M40-44	1:04:37	5:17	5:27:58	3:25	3:45:22
731		10:27:01	873	Maurer, Thomas		GER		140	M40-44	1:08:51	4:08	5:16:34	4:27	3:53:03
732		10:27:02	1883	Mokros, Christian		GER		19	M18-24	1:00:08	3:28	5:18:10	4:30	4:00:48
733		10:27:06	1721	McCulloch, Suzanne		USA		18	W30-34	1:03:05	4:19	5:24:54	4:05	3:50:45
734		10:27:06	706	Busko, Billy		USA		67	M45-49	1:17:04	3:59	5:23:59	2:55	3:39:11
735	DQ	10:27:28	997	Oldmeadow, Rip		USA	AUS	141	M40-44	1:01:29	2:47	5:20:27	4:05	3:58:41
736		10:27:28	1003	Lord, Steven		GBR		142	M40-44	57:39	2:17	5:21:41	4:17	4:01:36
737		10:27:31	1958	Livingston, Scott		USA		158	M35-39	1:13:47	5:22	5:32:12	4:14	3:31:58
738		10:27:41	944	Herbrich, Martin		SGP		143	M40-44	1:13:38	5:05	5:33:40	4:01	3:31:19
739		10:27:44	1470	Willis, Janine		AUS	CAN	9	W35-39	1:05:19	3:03	5:29:16	2:59	3:47:09
740		10:28:01	1049	Pettingill, Jon		AUS		144	M40-44	1:14:29	4:05	5:18:20	3:48	3:47:20
741		10:28:03	751	Richter, Stefan		GER		68	M45-49	1:15:40	2:16	5:34:05	3:27	3:32:37
742		10:28:15	1710	Milot, Michelle		CAN		19	W30-34	1:05:18	3:29	5:47:41	2:50	3:28:59
743		10:28:19	683	Mueller, Gerhard		AUT		69	M45-49	1:22:45	4:07	5:27:35	3:54	3:30:00
744		10:28:25	1840	Anderson, Christine		USA		7	W25-29	58:11	3:15	5:34:36	2:40	3:49:45
745		10:28:27	1464	Lee, Catherine		USA	ATA	10	W35-39	1:08:08	2:56	5:35:31	3:52	3:38:02
746		10:28:35	1517	Ward, Benjamin		GBR		127	M30-34	1:05:09	3:52	5:10:24	5:41	4:03:32
747		10:28:39	1340	Fernandes, Eduardo		BRA		159	M35-39	1:08:17	3:24	5:27:44	5:22	3:43:55
748		10:28:40	1704	Wolfe, Joyce		IRL		20	W30-34	1:10:02	3:19	5:42:17	3:15	3:29:48
749		10:28:42	1738	Ahlgren, Taylor		ZAF	USA	72	M25-29	1:05:23	4:05	5:21:46	4:31	3:52:58

OVERALL RESULTS

Place	Bla	Time	Numb	Lname	Fname	Cnt	Rep	Cpl	Category	Swim	Tr1	Bike	Tr2	Run
750		10:28:45	1605	Almeida, Gustavo		BRA		128	M30-34	1:04:12	5:49	5:24:21	4:34	3:49:50
751		10:28:54	1803	Dippong, Matthias		GER		73	M25-29	1:06:28	2:53	5:24:03	3:45	3:51:47
752		10:28:57	119	Shiono, Emi		JPN		36	WPRO	1:13:03	2:08	5:20:38	3:00	3:50:11
753		10:29:31	537	Otto, Gregor		SWI		18	M50-54	1:07:22	4:11	5:16:10	5:31	3:56:19
754		10:29:57	1157	Bradbrook, Ruth		GBR		6	W40-44	1:04:09	4:38	5:27:54	3:58	3:49:20
755		10:30:00	887	Levickas, Stephen		USA		145	M40-44	1:03:11	3:30	5:26:37	3:06	3:53:38
756		10:30:03	1549	Spreadbury, Craig		USA	CAN	129	M30-34	1:00:33	3:26	5:05:45	2:30	4:17:52
757		10:30:08	1209	Coraboeuf, Stephane		FRA		160	M35-39	1:04:34	3:24	5:14:57	4:03	4:03:12
758		10:30:15	839	Lenti, Anita		SWI		3	W45-49	1:01:09	2:55	5:34:59	3:26	3:47:49
759		10:30:22	1367	Perron, Eric		USA		161	M35-39	1:32:35	4:58	5:14:27	3:39	3:34:45
760		10:30:23	996	Richards, Shaun		AUS		146	M40-44	1:06:49	3:23	5:20:18	6:17	3:53:39
761		10:30:24	722	Lumley, Steve		GBR		70	M45-49	1:10:47	3:05	5:38:53	4:37	3:33:04
762		10:30:28	371	Stewart, Brett		AUS		5	M55-59	1:13:54	6:14	5:19:23	5:57	3:45:02
763		10:30:33	1125	Sanderson, Leslie		CAN		7	W40-44	59:17	3:35	5:41:52	3:58	3:41:53
764		10:30:41	731	Stewart, Andrew		AUS		71	M45-49	1:01:02	4:37	5:24:16	6:42	3:54:06
765		10:30:50	1881	Spacek, Petr		CZE		20	M18-24	1:05:19	5:03	5:21:15	4:12	3:55:03
766		10:30:56	1828	Lind, Allison		USA		8	W25-29	1:09:24	3:51	5:47:26	2:32	3:27:44
767		10:30:59	824	Hollington, Ali		NZL		4	W45-49	1:08:04	3:36	5:38:33	2:30	3:38:18
768		10:31:02	509	Nugent, Kevin		USA		19	M50-54	1:15:19	6:49	5:26:07	5:49	3:37:00
769		10:31:06	1901	Ayres Netto, Gustavo		BRA		21	M18-24	1:03:14	4:04	5:09:12	7:04	4:07:35
770		10:31:11	993	Ward, Bern		AUS		147	M40-44	1:04:30	5:22	5:25:59	6:30	3:48:52
771		10:31:14	1675	Baylis-Scheiderbauer, Anna		GER	AUS	21	W30-34	1:11:11	2:23	5:23:38	3:22	3:50:42
772		10:31:22	1903	Dion, Tommy		CAN		22	M18-24	1:15:01	4:12	5:31:15	3:20	3:37:37
773		10:31:24	1827	Smith, Jessica		USA		9	W25-29	1:01:43	3:46	5:33:55	3:38	3:48:24
774		10:31:26	1029	Young, Jimi		USA		148	M40-44	1:13:24	3:59	5:30:23	3:15	3:40:27
775		10:31:40	933	Jamison, James		USA		149	M40-44	1:06:13	6:24	5:40:18	4:52	3:33:55
776		10:31:58	1048	Galarraga, Ignacio		ARG		150	M40-44	1:11:09	4:08	5:14:28	5:19	3:56:57
777		10:32:12	1661	Brown, Greg		USA		130	M30-34	1:10:18	3:33	5:30:45	2:57	3:44:41
778		10:32:23	1274	Gregan, Joseph		USA		162	M35-39	1:21:08	7:43	5:44:06	5:14	3:14:14
779		10:32:31	947	Martens, Darrel		CAN		151	M40-44	1:17:53	4:38	5:27:58	3:20	3:38:45
780		10:32:34	693	Buchanan, Trevor		AUS		72	M45-49	1:17:38	3:40	5:32:36	4:46	3:33:55
781		10:32:42	1365	Scott, David		USA	CAN	163	M35-39	1:11:22	2:24	5:19:29	4:18	3:55:11
782		10:32:48	838	Mellsop, Sue		NZL		5	W45-49	58:17	2:30	5:38:58	3:58	3:49:06
783		10:32:50	1890	Dyszelski, Justin		USA		23	M18-24	1:17:33	4:07	5:32:49	6:36	3:31:47
784		10:32:52	910	Matteo, Vincent		USA		152	M40-44	1:07:24	5:48	5:34:21	2:37	3:42:44
785		10:32:56	1545	Mueller, Erik		SWI	GER	131	M30-34	1:04:41	2:35	5:22:50	3:19	3:59:33
786		10:33:02	1594	Emery, Wil		USA		132	M30-34	1:06:08	3:32	5:13:44	4:30	4:05:10
787		10:33:04	942	Mcley, Glenn		NZL		153	M40-44	1:03:13	3:06	4:58:07	2:52	4:25:49



2010 FORD IRONMAN WORLD CHAMPIONSHIP RESULTS

OVERALL RESULTS

Place	Bla	Time	Numb	Lname	Fname	Cnt	Rep	Cpl	Category	Swim	Tr1	Bike	Tr2	Run
788		10:33:06	1237	Nisinaga, Jorge		BRA		164	M35-39	1:06:58	2:55	5:15:27	3:45	4:04:03
789		10:33:09	743	Donahue, Joseph		USA		73	M45-49	1:05:38	4:32	5:31:43	5:21	3:45:57
790		10:33:09	1016	Reilly, Sean		USA		154	M40-44	1:19:03	3:39	5:39:01	2:54	3:28:34
791		10:33:12	976	Williams, Casey		USA		155	M40-44	1:25:25	9:03	5:17:46	5:44	3:35:15
792		10:33:23	1521	Arlandson, Daniel		USA		133	M30-34	57:46	3:11	5:01:46	3:42	4:26:59
793		10:33:45	1900	Vervisch, Michiel		BEL		24	M18-24	1:11:59	3:13	5:23:19	4:45	3:50:30
794		10:33:45	630	Vervisch, Stefaan		BEL		74	M45-49	1:13:58	3:33	5:21:04	4:41	3:50:31
795		10:33:51	600	Trouve, Pascal		BEL		75	M45-49	1:05:25	6:34	5:29:47	5:28	3:46:39
796		10:33:54	1290	Sovierzoski, Eduardo		BRA		165	M35-39	1:09:09	3:32	5:49:02	4:39	3:27:33
797		10:34:09	1565	Hughes, Wesley		GBR		134	M30-34	1:11:02	4:17	5:25:34	3:31	3:49:47
798		10:34:14	696	Hert, Paul		USA		76	M45-49	1:20:29	3:51	5:22:39	5:31	3:41:45
799		10:34:21	1434	Potts, Debbie		USA		11	W35-39	1:13:21	3:49	5:29:02	3:05	3:45:06
800		10:34:24	690	Hiraiso, Masashi		JPN		77	M45-49	1:22:49	4:25	5:37:34	4:04	3:25:35
801		10:34:28	1068	Stromberg, James		USA		156	M40-44	1:07:39	5:09	5:20:10	5:25	3:56:07
802		10:34:52	1484	Repec, Marie		USA		12	W35-39	1:22:27	3:44	5:29:53	3:37	3:35:12
803		10:35:01	634	Warner, Peter		USA		78	M45-49	1:06:03	4:45	5:32:39	4:26	3:47:10
804		10:35:15	1848	Ferreira, Amber		USA		10	W25-29	59:29	4:17	5:39:56	4:23	3:47:14
805		10:35:25	1550	Puckett, Hastings		USA		135	M30-34	1:11:18	4:33	5:47:07	2:58	3:29:31
806		10:35:35	465	Merrill, Lindsey		USA		20	M50-54	1:19:23	3:22	5:26:47	4:02	3:42:02
807		10:35:47	1868	Chura, Haley		USA		11	W25-29	54:39	3:01	5:42:24	3:31	3:52:14
808		10:36:01	628	Tesch, Michael		GER		79	M45-49	1:16:06	3:56	5:29:07	3:19	3:43:35
809		10:36:15	943	McLean, Peter		AUS		157	M40-44	1:06:57	4:13	5:21:20	6:09	3:57:37
810		10:36:18	922	Allison, Robert		USA		158	M40-44	1:06:38	6:37	5:29:51	5:21	3:47:53
811		10:36:19	559	Hart, Ellen		USA		1	W50-54	1:19:21	4:15	5:45:50	2:46	3:24:09
812		10:36:22	1195	Baker, Dustin		USA		166	M35-39	1:15:58	3:57	5:49:17	5:33	3:21:39
813		10:36:28	912	Hauser, Andre		AUT		159	M40-44	1:12:37	5:39	5:29:50	5:29	3:42:54
814		10:36:57	1086	Mencin, Alexander		GER		160	M40-44	1:18:56	5:52	5:26:49	4:21	3:41:01
815		10:37:04	859	Bohmer, Bernhard		AUT		161	M40-44	1:15:52	4:22	5:24:49	3:18	3:48:46
816		10:37:08	1369	Keil, jMatt		USA		167	M35-39	1:05:16	5:13	5:33:08	5:18	3:48:15
817		10:37:10	1838	Desrosiers, Shannon		USA	CAN	12	W25-29	1:11:03	3:06	5:42:45	2:49	3:37:28
818		10:37:13	1590	Vincent, Joshua		USA	ZAF	136	M30-34	1:03:00	5:52	5:36:09	4:26	3:47:47
819		10:37:18	1408	Conly, Brent		USA		168	M35-39	1:08:59	3:11	5:19:14	3:20	4:02:35
820		10:37:21	1633	McCracken, Charlie		USA		137	M30-34	1:18:19	4:21	5:22:50	6:06	3:45:48
821		10:37:29	462	Avery, Wayne		USA		21	M50-54	1:22:31	5:01	5:11:48	3:08	3:55:02
822		10:37:31	612	Lehrieder, Gerald		GER		80	M45-49	1:17:42	3:50	5:39:55	3:21	3:32:43
823		10:37:44	493	Allen, John		USA		22	M50-54	1:11:55	4:36	5:21:00	6:03	3:54:13
824		10:37:51	622	Knapp, John		GBR		81	M45-49	1:14:07	3:16	5:42:07	3:27	3:34:56
825		10:37:51	735	Mercer, Neil		GBR		82	M45-49	1:13:45	3:32	5:20:01	4:33	3:56:03
826		10:37:56	1472	Van Rooijen, Carla		NLD		13	W35-39	1:23:41	3:12	5:36:10	4:02	3:30:52
827		10:38:10	1751	Kobayashi, Hiroyuki		JPN		74	M25-29	1:23:42	2:47	5:58:54	3:13	3:09:36
828		10:38:19	1846	Trukenmuller, Rebekka		GER		13	W25-29	1:15:39	3:26	5:39:09	3:54	3:36:13
829		10:38:26	491	Scordo, Pedro		ARG		23	M50-54	1:15:24	3:21	5:40:46	3:13	3:35:45
830		10:38:52	667	Smith, Dan		CAN		83	M45-49	1:16:34	3:30	5:16:25	3:42	3:58:43
831		10:38:58	1331	Kayne, Jason		USA		169	M35-39	1:18:23	5:30	5:25:35	6:41	3:42:50
832		10:39:20	1008	Woods, Douglas		USA		162	M40-44	1:19:18	3:53	5:26:42	6:04	3:43:25
833		10:39:33	1087	Harinck, David		BEL		163	M40-44	1:07:54	4:09	5:21:07	4:52	4:01:33
834		10:39:38	1728	Lee, Kendra		USA		22	W30-34	1:08:42	5:00	5:37:15	2:37	3:46:07
835		10:39:46	1094	Racadot, Benoit		FRA		164	M40-44	1:01:35	3:44	5:12:09	4:13	4:18:07
836		10:39:49	1015	Appel, Peter		GER		165	M40-44	1:18:53	4:11	5:24:50	4:20	3:47:37
837		10:40:14	110	Griesbauer, Dede		USA		37	WPRO	55:52	2:12	5:06:52	3:23	4:31:57
838		10:40:54	783	Hobson, Hunter		USA		84	M45-49	1:08:33	4:13	5:25:05	4:29	3:58:36
839		10:41:19	890	Jacobs, Jeff		USA		166	M40-44	1:06:19	3:45	5:17:10	4:22	4:09:45

OVERALL RESULTS

Place	Bla	Time	Numb	Lname	Fname	Cnt	Rep	Cpl	Category	Swim	Tr1	Bike	Tr2	Run
840		10:41:26	724	Balsillie, Andrew		NZL		85	M45-49	1:10:46	3:33	5:30:34	3:19	3:53:15
841		10:41:28	1223	Fine, Morgan		USA		170	M35-39	1:06:01	5:15	5:39:45	5:27	3:45:02
842		10:41:33	773	Newton, Thomas		USA		86	M45-49	1:07:52	3:51	5:10:59	4:39	4:14:14
843		10:41:37	540	Amann, Joachim		GER		24	M50-54	1:06:42	4:54	5:32:49	8:32	3:48:42
844		10:41:42	1069	Bathurst, Ken		USA		167	M40-44	1:25:20	3:31	5:02:13	4:51	4:05:49
845		10:41:42	1043	Chapin, Steve		USA		168	M40-44	1:06:04	4:15	5:16:09	6:33	4:08:44
846		10:41:57	762	Logghe, Dirk		BEL		87	M45-49	1:12:52	4:30	5:42:55	3:15	3:38:27
847		10:42:08	534	Erkens, Patrick		BEL		25	M50-54	1:12:27	4:32	5:37:40	4:12	3:43:18
848		10:42:14	1674	Gries, Susanne		SWI	GER	23	W30-34	1:15:34	4:23	5:49:33	3:08	3:29:37
849		10:42:24	645	Valverde, Alex		BRA		88	M45-49	1:11:05	4:19	5:07:33	5:51	4:13:37
850		10:42:31	147	Omar, Maria		BRA	ARG	38	WPRO	1:03:42	2:20	5:50:20	3:12	3:42:59
851		10:42:34	1474	Stephenson, Nell		USA		14	W35-39	1:21:09	4:22	5:41:15	3:20	3:32:29
852		10:42:34	921	Wilde, Erik		USA	GER	169	M40-44	1:07:33	4:56	5:12:06	4:34	4:13:27
853		10:42:36	539	Takahashi, Seigo		JPN		26	M50-54	1:28:28	3:52	5:46:34	3:17	3:20:26
854		10:42:38	545	Hering, Jorg		GER		27	M50-54	1:15:56	6:06	5:25:47	6:34	3:48:16
855		10:42:49	1804	Marvin, Gerry		USA		75	M25-29	58:41	2:42	5:16:00	3:30	4:21:57
856		10:42:51	918	Lang, Alexander		GER		170	M40-44	1:07:53	2:49	5:22:52	3:46	4:05:33
857		10:42:53	779	Whyte, Chris		USA		89	M45-49	1:09:11	4:54	5:24:17	5:02	3:59:30
858		10:42:54	1566	Robustelli, Patrice		THA	FRA	138	M30-34	1:08:08	4:05	5:26:28	4:42	3:59:33
859		10:42:56	481	Bennatan, Andre		USA		28	M50-54	1:07:54	3:19	5:40:28	5:59	3:45:17
860		10:43:00	1880	Malott, Marc		USA		25	M18-24	1:14:20	3:18	5:43:56	4:29	3:36:59
861		10:43:02	965	Mori, Masaki		JPN		171	M40-44	1:18:53	5:59	5:39:36	3:33	3:35:03
862		10:43:15	1831	Jackson, Christina		USA		14	W25-29	57:49	3:02	5:30:28	7:54	4:04:04
863		10:43:20	1067	Duvall, Glen		USA		172	M40-44	1:25:05	4:28	5:35:50	4:43	3:33:17
864		10:43:31	846	Curwin, Julie		CAN		6	W45-49	1:02:53	3:21	5:40:14	2:52	3:54:13
865		10:43:46	1362	Thompson, Bill		USA		171	M35-39	1:08:44	5:17	5:31:54	5:43	3:52:09
866		10:43:53	1054	Gronnegard, Brian		DNK		173	M40-44	1:26:41	4:13	5:25:45	3:25	3:43:50
867		10:44:00	937	Cook, Jerald		USA		174	M40-44	1:04:12	2:15	5:10:26	2:34	4:24:35
868		10:44:02	1748	Schultz, Roman		GER		76	M25-29	1:23:26	4:37	5:43:19	3:11	3:29:32
869		10:44:06	1061	Taylor, Marty		USA		175	M40-44	1:10:56	4:36	5:30:15	4:31	3:53:49
870		10:44:25	884	Moore, Stephen		GBR		176	M40-44	1:18:36	5:35	5:13:23	3:58	4:02:55
871		10:44:30	1712	Shutt, Beth		USA		24	W30-34	1:02:20	3:02	5:40:32	3:56	3:54:41
872		10:44:55	1132	Houghton, Tanya		USA		8	W40-44	1:22:12	4:30	5:36:45	2:46	3:38:43
873		10:44:57	1473	Moore, Kristin		USA		15	W35-39	1:13:22	3:07	5:41:51	3:05	3:43:33
874		10:45:06	1444	Lear-Kaul, Kelly		USA		16	W35-39	1:04:35	3:28	5:35:38	3:16	3:58:10
875		10:45:15	544	De Boer, Rob		NLD		29	M50-54	1:14:30	7:19	5:31:30	9:04	3:42:53
876		10:45:28	1216	Stainton, David		USA		172	M35-39	1:08:57	4:43	5:21:57	4:50	4:05:03
877		10:45:53	699	Klause, Andreas		GER		90	M45-49	1:15:40	4:12	5:24:51	3:08	3:58:04
878		10:46:02	602	Binder, Scott		USA		91	M45-49	1:03:10	3:35	5:18:53	6:40	4:13:46
879		10:46:10	1426	Gluck, Amy		USA		17	W35-39	1:17:20	3:25	5:46:00	3:19	3:36:08
880		10:46:13	436	Ross, Mikey		CAN		30	M50-54	1:07:35	4:17	5:54:55	3:42	3:35:45
881		10:46:22	870	Bouvier, Arnaud		FRA		177	M40-44	1:15:34	4:12	5:28:04	7:43	3:50:51
882		10:46:31	652	Sonnet, Horst		BEL		92	M45-49	1:25:33	3:14	5:21:34	5:12	3:51:00
883		10:46:57	1724	Francis, Anna		AUS		25	W30-34	1:05:05	4:04	5:44:41	3:21	3:49:48
884		10:47:07	1696	Kenney, Christine		USA		26	W30-34	1:17:21	4:12	5:59:24	3:24	3:22:48
885		10:47:10	1585	O'Leary, John		AUS		139	M30-34	1:15:17	3:09	5:20:59	2:40	4:05:07
886		10:47:12	528	Tilley, Brian		GBR		31	M50-54	1:26:24	5:58	5:32:53	4:26	3:37:34
887		10:47:18	1280	Prois, Cort		MYS	USA	173	M35-39	1:16:20	5:19	5:34:30	6:39	3:44:33
888		10:47:33	695	Farina, Ricardo		ARG		93	M45-49	1:12:01	3:22	5:40:16	3:25	3:48:31
889		10:47:35	1697	Fernando, Mindy		USA		27	W30-34	1:15:55	2:50	5:56:45	2:55	3:29:12
890		10:47:38	725	Duffy, Paul		SGP	GBR	94	M45-49	1:16:18	5:12	5:24:50	5:02	3:56:19
891		10:47:47	1458	Finley, Margaret		USA		18	W35-39	1:11:38	3:01	5:36:06	4:06	3:52:58

2010 FORD IRONMAN WORLD CHAMPIONSHIP RESULTS

OVERALL RESULTS

Place	Bla	Time	Numb	Lname	Fname	Cnt	Rep	Cpl	Category	Swim	Tr1	Bike	Tr2	Run
892		10:47:50	650	Debrun, Thierry		FXX	FRA	95	M45-49	1:12:20	5:48	5:28:57	5:28	3:55:19
893		10:47:51	135	Biscay, Hillary		USA		39	WPRO	55:45	2:07	5:41:05	3:52	4:05:04
894		10:47:54	1571	Qi, Dang		CHN		140	M30-34	1:00:13	3:44	5:40:02	4:33	3:59:25
895		10:47:58	810	Gajus, Gayle		USA		7	W45-49	1:25:38	3:23	5:41:37	2:11	3:35:11
896		10:48:08	1951	Mullaney, David		USA		178	M40-44	1:20:30	5:14	5:11:03	6:14	4:05:09
897		10:48:17	663	Reveillard, Philippe		SWI		96	M45-49	1:11:35	4:01	5:45:42	6:12	3:40:48
898		10:48:18	1864	Mannweiler, Kathrin		GER		15	W25-29	1:04:17	1:59	5:57:28	2:45	3:41:51
899		10:48:21	624	Johnsen, Alfred		NOR		97	M45-49	1:16:31	3:31	5:08:33	3:10	4:16:38
900		10:48:24	934	Aris, Stephan		GER		179	M40-44	1:19:19	4:19	5:24:59	4:35	3:55:15
901		10:48:31	1719	Turner, Jamie		USA		28	W30-34	1:15:43	2:37	5:46:27	2:20	3:41:26
902		10:48:41	1148	Southwell, Leanne		AUS		9	W40-44	1:01:07	2:23	5:45:17	2:51	3:57:05
903		10:48:42	1175	Ciaverella, Ann		USA		10	W40-44	1:11:50	2:52	5:51:21	2:44	3:39:57
904		10:48:43	1319	Kohler, Erich		SWI		174	M35-39	1:18:39	4:57	5:40:05	4:10	3:40:55
905		10:48:48	669	Morris, Zane		USA		98	M45-49	1:17:03	4:31	5:28:30	3:43	3:55:03
906		10:48:56	1154	Drummond, Crystal		CAN		11	W40-44	1:02:27	3:48	5:44:36	4:10	3:53:58
907		10:48:59	619	Oshea, Laurent		USA		99	M45-49	1:07:17	4:02	5:19:05	3:38	4:14:59
908		10:49:11	797	Gruber, Cordula		GER		8	W45-49	1:03:44	3:31	5:35:38	6:21	3:59:59
909		10:49:16	860	Pimentel, Eligio		USA		180	M40-44	1:06:24	6:19	5:31:25	3:44	4:01:26
910		10:49:29	741	Dobbs, Dana		USA		100	M45-49	1:12:22	3:16	5:21:08	4:34	4:08:10
911		10:49:32	769	Promonet, Bruno		FRA		101	M45-49	1:24:13	6:32	5:10:59	4:23	4:03:26
912		10:49:37	1706	Leiser, Jennifer		USA		29	W30-34	56:18	4:31	5:43:08	4:00	4:01:41
913		10:49:44	386	De Leth, Klaas		NLD		6	M55-59	1:04:29	7:03	5:19:10	5:18	4:13:46
914		10:49:46	826	Houseaux, Catherine		FRA		9	W45-49	1:13:43	3:37	5:36:05	3:16	3:53:08
915		10:49:47	442	Chavez, Steven		USA		32	M50-54	1:08:24	4:00	6:03:14	4:58	3:29:14
916		10:50:00	1702	Monforte, Amber		USA		30	W30-34	1:03:20	3:00	5:35:41	2:41	4:05:21
917		10:50:48	1658	Apel, Henrik		GER		141	M30-34	1:06:07	4:27	5:17:12	4:02	4:19:02
918		10:50:53	664	Marquard, Eric		USA		102	M45-49	57:17	4:27	5:34:54	7:03	4:07:15
919		10:51:08	1835	Lovelock, Sarah		GBR		16	W25-29	1:12:45	2:45	5:34:35	7:22	3:53:43
920		10:51:18	1907	Kino, Kozo		JPN		26	M18-24	1:04:37	3:01	5:51:11	6:34	3:45:57
921		10:51:20	153	Woysch, Nicole		GER		40	WPRO	1:07:12	2:29	5:37:54	3:34	4:00:13
922		10:51:24	565	Rider, Teresa		USA	AUS	2	W50-54	1:21:06	4:08	5:44:31	4:37	3:37:03
923		10:51:30	1152	Tokai, Kaori		JPN		12	W40-44	1:06:40	3:55	5:52:21	4:12	3:44:24
924		10:51:43	417	Sophiea, Laura		USA		1	W55-59	1:06:18	3:48	5:35:37	5:53	4:00:08
925		10:51:43	1673	Lynch, D'Arcy		USA		31	W30-34	1:00:16	3:19	5:50:56	5:38	3:51:36
926		10:52:34	1468	McClure, Alice		AUS		19	W35-39	1:07:34	3:58	5:39:35	4:11	3:57:17
927		10:52:37	991	Kyle, Dave		USA		181	M40-44	1:04:53	3:41	5:08:26	3:33	4:32:06
928		10:52:40	1954	Dresden, Scott		USA		182	M40-44	1:11:26	4:11	5:32:39	4:04	4:00:21
929		10:52:42	1042	Lampa, Boris		GER		183	M40-44	1:20:37	4:21	5:45:34	4:36	3:37:35
930		10:52:44	1698	Ellis, Erika		NCL		32	W30-34	1:25:10	2:09	5:45:49	2:25	3:37:12
931		10:52:45	1172	Milne, Angela		AUS		13	W40-44	1:09:23	3:36	5:37:34	5:10	3:57:04
932		10:52:46	1725	Manning, Hailey		USA		33	W30-34	1:05:34	3:46	5:53:55	3:12	3:46:22
933		10:52:47	1916	Mata, Cristina		PAN		2	W18-24	1:11:08	2:19	5:33:26	2:38	4:03:18
934		10:52:51	1789	Birks, Justin		CAN		77	M25-29	1:09:02	2:50	5:19:52	3:07	4:18:01
935		10:53:03	447	Blackwell, Jeff		USA		33	M50-54	1:26:03	3:19	5:51:34	3:58	3:28:12
936		10:53:06	1690	Chikaishi, Keiko		JPN		34	W30-34	1:07:22	4:33	5:47:42	7:39	3:45:52
937		10:53:10	1752	Civera, Fabio		ITA		78	M25-29	56:12	2:48	5:13:22	3:50	4:37:01
938		10:53:11	1361	Cattori, Jean-Marc		CH		175	M35-39	57:35	2:45	5:05:21	2:43	4:44:48
939		10:53:25	1703	Thiel, Elizabeth		USA		35	W30-34	1:06:26	3:42	5:49:21	3:32	3:50:26
940		10:53:30	631	Omur, Korkut		CAN		103	M45-49	1:04:06	5:39	5:43:12	4:25	3:56:10
941		10:53:46	665	Arnaudo, Alessandro		ITA		104	M45-49	1:20:51	5:01	5:45:31	6:28	3:35:57
942		10:53:50	767	Courtial, Philippe		FRA		105	M45-49	1:02:10	4:24	5:22:23	4:55	4:19:59
943		10:53:54	805	Touchette, Cherie		USA		10	W45-49	1:01:37	3:22	5:31:08	2:52	4:14:58

OVERALL RESULTS

Place	Bla	Time	Numb	Lname	Fname	Cnt	Rep	Cpl	Category	Swim	Tr1	Bike	Tr2	Run
944		10:53:59	483	Smith, Malcolm		AUS		34	M50-54	1:18:18	4:52	5:46:50	5:34	3:38:28
945		10:54:05	494	Roth, Jaimie		CAN		35	M50-54	1:06:15	3:55	5:26:45	4:08	4:13:03
946		10:54:07	1424	Edwards, Kelly		NZL		20	W35-39	1:01:33	3:35	5:42:47	5:13	4:01:01
947		10:54:12	1033	Jeukendrup, Asker		GBR		184	M40-44	1:20:21	3:37	5:09:35	2:28	4:18:12
948		10:54:32	1830	Taddei, Ana		BRA		17	W25-29	1:05:03	4:06	5:47:06	5:17	3:53:02
949		10:54:36	1722	Cordova, Jeanine		USA		36	W30-34	1:09:32	3:43	5:54:41	5:03	3:41:38
950		10:54:52	1915	Bridgland, Caitlin		AUS		3	W18-24	58:28	2:55	5:47:36	2:40	4:03:14
951		10:54:55	543	Jablonski, Ed		USA		36	M50-54	1:13:19	4:31	5:50:27	4:34	3:42:06
952		10:55:13	745	Paul, Devashish		CAN	IND	106	M45-49	1:11:21	2:18	5:31:46	2:41	4:07:09
953		10:55:27	659	Christensen, Lars Mark		DNK		107	M45-49	1:15:10	5:22	5:48:28	4:29	3:41:59
954		10:55:37	621	Sullivan, Kevin		USA		108	M45-49	1:13:35	3:00	5:12:47	5:40	4:20:37
955		10:55:38	867	Oliveira, Samuel		BRA		185	M40-44	1:19:44	3:57	5:41:05	5:04	3:45:50
956		10:55:56	1433	Chalmers, Jennifer		USA		21	W35-39	1:01:17	2:57	5:54:06	3:52	3:53:46
957		10:56:05	968	Uhlenbrock, Volker		GER		186	M40-44	1:05:44	3:10	5:19:28	5:51	4:21:53
958		10:56:28	728	Richardson, Scott		AUS		109	M45-49	1:04:07	4:58	5:23:02	7:20	4:17:02
959		10:56:31	1167	Cornell, Sydney		USA		14	W40-44	1:12:10	3:47	5:37:31	4:13	3:58:52
960		10:56:45	1451	Jordin, Cherell		USA		22	W35-39	1:27:56	4:18	5:43:19	4:36	3:36:38
961		10:56:58	530	Want, Mark		USA		37	M50-54	1:14:09	5:52	5:42:28	4:21	3:50:10
962		10:57:04	1177	Stern, Stacey		USA		15	W40-44	1:12:04	4:19	5:59:54	4:30	3:36:19
963		10:57:13	632	Sollner, Jurgen		GER		110	M45-49	1:14:03	5:27	5:35:17	4:33	3:57:55
964		10:57:18	1873	Erlachner, Yannick		SWI		27	M18-24	1:17:38	2:35	5:28:20	4:53	4:03:54
965		10:57:27	1431	Wlad, Kerrie		USA	CAN	23	W35-39	1:18:14	4:45	6:02:48	4:09	3:27:33
966		10:57:29	1438	Liles, Stephanie		USA		24	W35-39	1:18:48	4:45	5:52:19	5:37	3:36:02
967		10:57:30	1802	Allen, Scott		USA		79	M25-29	1:19:40	5:34	5:21:05	8:22	4:02:52
968		10:57:40	1485	Kenny, Katie		AUS		25	W35-39	1:06:15	3:50	5:59:20	4:44	3:43:33
969		10:58:05	1471	Phillpotts, Carly		AUS		26	W35-39	1:20:58	5:13	5:50:50	4:25	3:36:42
970		10:58:18	1912	Coates, Shannon		CAN		4	W18-24	1:15:27	3:14	5:42:05	4:18	3:53:15
971		10:58:23	1713	Frisch, Barbara		ARG		37	W30-34	1:13:42	3:41	5:50:28	3:03	3:47:31
972		10:58:36	1452	Mader, Wendy		USA		27	W35-39	56:28	2:53	5:25:57	3:21	4:29:59
973		10:58:37	466	Suzuki, Shigy		USA		38	M50-54	1:10:21	4:19	5:36:36	4:52	4:02:31
974		10:58:42	897	Davis, Doug		USA		187	M40-44	57:54	4:38	5:18:24	7:05	4:30:43
975		10:58:48	487	Iedema, Pieter		NLD		39	M50-54	1:27:45	4:47	5:34:25	5:07	3:46:47
976		10:58:51	1939	Shelley, Julie		HKG	USA	38	W30-34	1:08:39	3:09	5:46:44	3:18	3:57:04
977		10:58:57	732	Balazs, Rick		USA		111	M45-49	1:11:47	3:43	5:47:10	4:39	3:51:40
978		10:59:09	1496	Boyd, Suzanne		CAN		28	W35-39	1:06:13	3:47	5:47:23	3:53	3:57:55
979		10:59:19	286	Halttunen, Arthur		USA		2	M60-64	1:05:18	5:04	5:33:11	3:10	4:12:38
980		10:59:25	432	Meuser, Christian		BEL		40	M50-54	1:27:09	4:41	5:23:45	4:28	3:59:24
981		10:59:28	1927	Tobar, Luiza		BRA		5	W18-24	1:13:07	2:26	6:06:04	2:41	3:35:12
982		10:59:37	1140	Weihns, Monika		GER		16	W40-44	1:17:40	4:10	5:42:10	3:33	3:52:05
983		10:59:37	681	Heisel, Gerd		GER		112	M45-49	1:23:32	5:12	5:32:49	3:53	3:54:13
984		10:59:47	160	Haas, David		USA		188	M40-44	1:00:10	4:13	5:45:28	7:47	4:02:11
985		10:59:51	1317	Del Nero, Rogerio		BRA		176	M35-39	1:08:48	2:46	5:24:00	6:43	4:17:36
986		10:59:52	1372	Bouchard, Pascal		CAN		177	M35-39	1:07:56	5:39	5:44:08	4:57	3:57:14
987		10:59:59	623	Poisson, John		USA		113	M45-49	1:01:38	5:02	5:39:25	5:50	4:08:05
988		11:00:20	428	Tasman, Michael		USA		41	M50-54	1:07:02	5:13	5:26:50	7:16	4:14:02
989		11:00:22	1854	Mathis, Hilary		CAN	NZL	18	W25-29	1:16:21	4:48	5:57:28	4:27	3:37:19
990		11:00:26	1909	Brett, Edward		GBR		28	M18-24	1:21:28	3:05	5:39:49	3:38	3:52:27
991		11:00:32	329	Ossieur, Romain		BEL		7	M55-59	1:22:37	4:10	5:47:09	3:02	3:43:36
992		11:01:12	1826	Olsen, Julie		USA		19	W25-29	1:20:43	4:09	5:46:12	5:10	3:45:01
993		11:01:16	342	Valena, Tomas		AUS		8	M55-59	1:26:06	3:53	5:47:55	2:50	3:40:33
994		11:01:18	1146	Moreno, Monica		USA		17	W40-44	1:12:31	4:24	5:47:36	4:26	3:52:23
995		11:01:21	339	Fitch, Stu		AUS		9	M55-59	1:04:45	4:08	5:39:18	4:02	4:09:11

2010 FORD IRONMAN WORLD CHAMPIONSHIP RESULTS

OVERALL RESULTS

Place	Bla	Time	Numb	Lname	Fname	Cnt	Rep	Cpl	Category	Swim	Tr1	Bike	Tr2	Run
996		11:01:26	705	Krueger, Michael		GER		114	M45-49	1:15:41	3:12	5:31:52	3:22	4:07:21
997		11:01:26	1836	Hafner, Daniela		GER		20	W25-29	1:07:45	2:55	5:53:13	3:02	3:54:33
998		11:01:33	1886	Carr, John		GBR		29	M18-24	1:06:03	3:43	5:47:45	3:36	4:00:29
999		11:01:35	381	Akahama, Koji		JPN		10	M55-59	1:14:13	5:23	6:04:15	4:58	3:32:48
1000		11:01:45	505	Wally, Ron		USA		42	M50-54	1:08:55	4:14	5:29:28	4:28	4:14:41
1001		11:01:47	506	Oehrle, Steve		USA		43	M50-54	1:26:43	9:57	5:43:32	6:00	3:35:37
1002		11:01:50	954	Moody, Christopher		USA		189	M40-44	1:09:01	4:10	5:26:45	2:56	4:19:00
1003		11:01:54	963	Pernici, Massimiliano		ITA		190	M40-44	1:05:17	3:31	5:41:43	3:06	4:08:18
1004		11:01:55	485	Tsukagoshi, Tatsuya		JPN		44	M50-54	1:14:55	5:16	5:54:13	5:35	3:41:58
1005		11:02:01	727	Ishida, Tsutomu		JPN		115	M45-49	1:21:59	5:56	5:46:54	6:04	3:41:10
1006		11:02:05	464	Walker, Randal		CAN		45	M50-54	1:03:21	4:29	5:33:36	5:42	4:14:59
1007		11:02:07	1483	Crichton, Pia		USA		29	W35-39	1:17:54	3:51	5:43:35	3:00	3:53:47
1008		11:02:13	820	Knibb, Leslie		USA		11	W45-49	1:10:24	3:18	5:43:17	3:07	4:02:08
1009		11:02:16	702	Kim, Jong		KOR		116	M45-49	1:24:17	5:10	5:55:34	3:40	3:33:36
1010		11:02:31	657	Schuhmeier, Andreas		AUT		117	M45-49	1:18:27	2:07	5:32:52	3:20	4:05:47
1011		11:02:44	1133	Figueroa, Lilia		MEX		18	W40-44	1:15:49	4:04	6:00:54	4:03	3:37:56
1012		11:02:46	518	Hoffmann, Gerry		GER		46	M50-54	1:26:08	2:54	5:34:52	3:25	3:55:29
1013		11:03:07	1932	Simpson, Jessica		AUS		6	W18-24	1:02:02	2:50	5:51:19	5:01	4:01:57
1014		11:03:41	1121	McInnes, Stacia		USA		19	W40-44	1:12:08	3:55	6:01:04	5:28	3:41:08
1015		11:03:56	1306	Kern, Roger		SWI	SWI	178	M35-39	1:15:46	4:36	5:43:15	11:39	3:48:42
1016		11:03:59	651	Crook, Alexander		GER		118	M45-49	1:18:55	4:55	5:48:20	5:13	3:46:36
1017		11:04:06	538	Weimann, Udo		GER		47	M50-54	1:16:25	4:39	5:39:28	3:42	3:59:53
1018		11:04:14	1234	Henderson, Penn		USA		179	M35-39	1:04:30	3:14	5:05:19	3:53	4:47:21
1019		11:04:19	1173	Langley, Susan		USA	AUS	20	W40-44	1:11:45	2:38	5:48:01	2:37	3:59:20
1020		11:04:30	1928	Grohmann, Katharina		GER		7	W18-24	1:13:59	3:22	5:52:11	2:41	3:52:19
1021		11:04:39	501	Koki, Uzuki		JPN		48	M50-54	1:18:44	6:16	5:46:51	7:46	3:45:03
1022		11:04:52	488	Watson, Joseph		USA		49	M50-54	1:19:15	4:04	5:39:43	3:51	3:58:02
1023		11:04:59	533	Messina, Luca		ITA		50	M50-54	1:21:52	4:36	5:50:34	5:13	3:42:47
1024		11:05:02	812	Herbold, Andrea		GER		12	W45-49	1:20:15	4:45	6:01:47	3:13	3:35:04
1025		11:05:08	1118	Nichols, Katherine		USA		21	W40-44	1:06:08	3:04	6:09:45	4:07	3:42:05
1026		11:05:14	992	Stoutner, Richard		MEX		191	M40-44	1:18:54	4:53	5:43:35	7:12	3:50:40
1027		11:05:28	495	Hatton, Steve		USA		51	M50-54	1:25:07	4:49	5:44:48	4:00	3:46:47
1028		11:05:34	441	Owens, Robert		AUS		52	M50-54	1:14:32	5:05	5:56:22	6:45	3:42:52
1029		11:05:39	1727	Holst Christensen, Tine		SWI	DEN	39	W30-34	1:20:34	4:04	5:40:11	3:29	3:57:23



OVERALL RESULTS

Place	Bla	Time	Numb	Lname	Fname	Cnt	Rep	Cpl	Category	Swim	Tr1	Bike	Tr2	Run
1030		11:05:47	1676	Hutchins, Andrea		USA		40	W30-34	1:13:14	5:05	5:53:48	4:14	3:49:29
1031		11:05:50	643	Lehner, Martin		GER		119	M45-49	1:14:48	4:51	5:52:49	6:33	3:46:50
1032		11:05:54	792	Hurley, Linda		USA		13	W45-49	1:10:45	4:14	5:45:53	4:50	4:00:14
1033		11:05:59	1857	Kloeppe, Laura		USA		21	W25-29	1:06:51	4:05	5:48:10	4:28	4:02:28
1034		11:06:03	1897	Herrick, Justin		USA		30	M18-24	1:01:30	4:07	5:55:03	3:56	4:01:29
1035		11:06:06	919	Shields, Darin		USA		192	M40-44	1:11:11	3:35	5:23:26	3:37	4:24:19
1036		11:06:12	522	Shimizu, Masato		JPN		53	M50-54	1:24:17	3:12	6:00:05	5:20	3:33:20
1037		11:06:25	1740	Holme, Tim		USA		80	M25-29	1:13:19	3:31	5:44:10	3:33	4:01:55
1038		11:06:34	1492	Haude, Inga		GER		30	W35-39	1:06:29	4:10	5:34:20	4:04	4:17:32
1039		11:06:38	482	Annear, John		AUS		54	M50-54	1:16:01	5:30	5:47:24	4:29	3:53:17
1040		11:06:41	684	Feltz, Steve		USA		120	M45-49	1:09:51	4:04	5:22:21	3:48	4:26:38
1041		11:06:46	330	Simpson, Rick		USA		11	M55-59	1:06:27	3:21	5:37:08	1:49	4:18:03
1042		11:06:48	1147	Laurendeau, Nathalie		AUS		22	W40-44	1:05:36	6:01	5:39:11	5:28	4:10:34
1043		11:06:49	760	Steiner, Hanspeter		SWI		121	M45-49	1:16:54	4:59	5:31:01	4:29	4:09:28
1044		11:06:53	510	Hitzemann, Jochen		GER		55	M50-54	1:21:30	3:49	5:44:20	4:05	3:53:12
1045		11:06:59	1078	Spies, Stefan		GER		193	M40-44	1:12:47	4:22	5:19:30	7:21	4:23:00
1046		11:07:01	640	Pacheco, Jorge		BRA		122	M45-49	1:10:50	4:56	5:55:14	5:53	3:50:10
1047		11:07:21	777	Clubb, John		CAN		123	M45-49	1:25:27	5:02	5:49:28	3:52	3:43:35
1048		11:07:26	1720	Fluhme, Lidia		USA	POL	41	W30-34	1:14:43	3:21	5:59:23	3:28	3:46:33
1049		11:07:29	1215	Boyer, Lee		USA		180	M35-39	1:01:45	4:25	5:31:39	9:45	4:19:55
1050		11:07:31	1887	Petermann, Theodore		USA		31	M18-24	1:08:57	4:47	5:39:30	3:21	4:10:59
1051		11:07:36	770	Salonen, Pasi		SWE		124	M45-49	1:02:23	3:11	5:03:41	4:39	4:53:43
1052		11:07:45	1171	Larson, Amy		USA		23	W40-44	1:13:16	3:46	6:07:55	3:19	3:39:31
1053		11:08:04	618	Lawson, Dave		NZL		125	M45-49	1:11:52	6:35	5:33:34	6:00	4:10:05
1054		11:08:06	1716	Smith Cornman, Jocelyn		USA		42	W30-34	1:09:39	3:53	6:14:26	3:24	3:36:46
1055		11:08:06	723	Blake, Mark		AUS		126	M45-49	57:40	4:01	5:53:57	6:43	4:05:48
1056		11:08:26	1519	Druml, Jay		USA		142	M30-34	1:09:54	3:56	5:26:47	3:25	4:24:26
1057		11:08:28	1855	Aurik, Anna		AUS	NZL	22	W25-29	1:04:54	2:53	5:58:22	3:03	3:59:17
1058		11:08:39	1268	Haug, Ryan		USA		181	M35-39	1:08:14	4:11	5:22:59	4:36	4:28:41
1059		11:08:56	589	Alfno, Kathy		USA		3	W50-54	1:06:17	4:31	5:39:48	6:03	4:12:20
1060		11:08:56	1844	Knutson, Cathleen		USA		23	W25-29	1:18:44	3:30	5:47:45	3:30	3:55:29
1061		11:08:57	1843	Roberts, Leah		USA		24	W25-29	1:05:04	3:38	6:19:09	4:19	3:36:49
1062		11:09:00	500	Blume, David		USA		56	M50-54	1:18:40	8:51	5:59:24	7:32	3:34:35
1063		11:09:10	825	Coons-Mueller, Sherry		AUS		14	W45-49	1:08:10	3:18	5:52:30	5:16	3:59:57
1064		11:09:11	730	Finney, Robert		AUS		127	M45-49	1:15:49	5:27	5:48:43	5:11	3:54:04
1065		11:09:16	881	Song, Kangsub		KOR		194	M40-44	1:14:27	4:21	5:42:07	4:58	4:03:24
1066		11:09:20	1465	Eberman, Jennifer		CAN		31	W35-39	1:29:56	3:05	6:09:07	2:56	3:24:18
1067		11:09:32	641	Osada, Fumitoshi		JPN		128	M45-49	1:15:10	7:30	5:44:55	6:05	3:55:54
1068		11:09:36	1859	Thomas, Kathryn		USA		25	W25-29	1:00:40	3:32	5:35:31	4:15	4:25:40
1069		11:09:50	1131	Hubbard, Carolyn		CAN		24	W40-44	1:10:41	4:41	5:42:51	3:57	4:07:42
1070		11:10:17	327	Vrastil, Miroslav		CZE		12	M55-59	1:20:17	4:34	5:36:10	4:31	4:04:47
1071		11:10:31	764	Ziegler, Jan		GER		129	M45-49	1:18:05	4:57	5:49:54	5:07	3:52:30
1072		11:10:46	604	Morris, Bob		USA		130	M45-49	1:13:18	4:27	5:50:05	3:48	3:59:11
1073		11:10:51	1677	Black, Ali		USA		43	W30-34	1:17:19	3:54	5:57:49	4:25	3:47:25
1074		11:10:55	607	Garcia, Alex		USA		131	M45-49	1:20:43	4:15	5:49:09	6:44	3:50:06
1075		11:11:12	813	Heidemann, Christine		SWI	GER	15	W45-49	1:08:58	4:26	6:06:00	4:11	3:47:39
1076		11:11:23	1834	Richards, Jane		AUS		26	W25-29	1:14:05	4:37	6:09:14	6:09	3:37:20
1077		11:11:25	1865	Rinck, Lauren		USA		27	W25-29	1:07:10	3:26	5:59:26	4:54	3:56:32
1078		11:11:30	542	Cassiers, Freddy		BEL		57	M50-54	1:25:17	3:39	5:49:32	3:19	3:49:45
1079		11:11:32	548	Helser, Eric		USA		58	M50-54	1:21:27	6:05	5:51:31	3:33	3:48:58
1080		11:12:04	508	Bannock, John		CAN		59	M50-54	1:20:03	3:54	5:26:23	3:50	4:17:56
1081		11:12:19	1261	Noske, Stephan		GER		182	M35-39	1:19:47	3:18	5:33:02	4:48	4:11:26

2010 FORD IRONMAN WORLD CHAMPIONSHIP RESULTS

OVERALL RESULTS

Place	Bla	Time	Numb	Lname	Fname	Cnt	Rep	Cpl	Category	Swim	Tr1	Bike	Tr2	Run
1082		11:12:24	276	Domoney, Christopher		GBR		3	M60-64	1:25:43	3:59	5:51:42	3:33	3:47:29
1083		11:12:31	1448	Durno, Laura		CAN		32	W35-39	1:25:46	4:02	6:11:51	5:25	3:25:28
1084		11:13:12	1429	Gilmer, Arin		USA		33	W35-39	1:11:32	5:30	5:58:30	5:14	3:52:28
1085		11:13:27	793	Gysland, Solveig		NOR		16	W45-49	1:13:40	3:55	5:56:48	3:24	3:55:42
1086		11:13:34	547	Mills, David		USA		60	M50-54	1:11:56	4:14	5:43:10	3:48	4:10:28
1087		11:13:49	1479	Richards, Phil		GBR		34	W35-39	1:25:51	3:47	6:04:53	3:32	3:35:48
1088		11:14:11	1845	Trimble, Laura		GBR		28	W25-29	1:20:26	5:46	5:43:42	5:42	3:58:36
1089		11:14:46	1189	Delgado, Danny		USA		183	M35-39	1:02:18	3:04	5:35:12	3:36	4:30:38
1090		11:15:07	388	VanMeter Jr, George		USA		13	M55-59	1:06:52	6:05	6:19:16	5:20	3:37:36
1091		11:15:21	817	Seiffert, Elizabeth		CAN		17	W45-49	1:07:01	4:39	6:02:38	5:38	3:55:27
1092		11:15:22	472	Morrison, Gordon		CAN		61	M50-54	1:11:30	4:30	5:36:29	4:36	4:18:20
1093		11:15:39	460	Driver, Ian		CAN		62	M50-54	1:12:23	6:05	5:35:43	5:27	4:16:03
1094		11:15:41	1664	Nielsen, Pam		USA		44	W30-34	1:15:04	4:25	5:59:26	4:14	3:52:35
1095		11:15:51	1244	Galera, Mariano		ARG		184	M35-39	1:13:42	4:24	5:33:19	5:07	4:19:23
1096		11:15:56	431	Foulounoux, Thierry Ernest		FRA		63	M50-54	1:13:27	5:31	5:32:01	4:46	4:20:14
1097		11:16:02	1466	Nicoulin, Colleen		USA		35	W35-39	1:25:01	4:26	6:10:34	3:27	3:32:36
1098		11:16:03	280	Radicke, Werner		GER		4	M60-64	1:22:05	5:50	5:41:36	6:22	4:00:13
1099		11:16:16	1700	Enderle, Brynje		USA		45	W30-34	1:14:11	3:15	5:56:55	3:14	3:58:43
1100		11:16:29	519	Scott, Douglas		NZL		64	M50-54	1:13:54	6:59	5:48:56	3:53	4:02:49
1101		11:16:35	682	DeBoer, Shawn		USA		132	M45-49	1:22:22	6:22	5:40:01	6:20	4:01:32
1102		11:16:44	1395	Fediuk, David		USA		185	M35-39	1:07:36	4:14	6:02:39	4:33	3:57:43
1103		11:17:11	1443	Montgomery, Kelli		USA		36	W35-39	1:01:34	3:31	6:05:24	4:18	4:02:26
1104		11:17:16	1475	Vanreenterghem, Elke		BEL		37	W35-39	1:08:47	3:23	5:52:25	3:32	4:09:11
1105		11:17:36	1668	DeFilippi, Angie		USA		46	W30-34	1:19:52	2:40	6:01:46	3:40	3:49:41
1106		11:17:40	1111	Dunkle, Julie		USA		25	W40-44	1:00:03	3:02	5:50:44	3:47	4:20:05
1107		11:18:08	504	Mawhinney, Dave		GBR		65	M50-54	1:13:20	4:17	5:35:27	4:07	4:20:58
1108		11:18:23	266	McGuire, Christopher		NZL		5	M60-64	1:25:39	2:55	6:01:08	3:06	3:45:36
1109		11:18:30	633	Tucker, Scott		USA		133	M45-49	1:10:36	4:55	5:41:46	3:56	4:17:19
1110		11:18:43	357	Behnsch, Michael		GER		14	M55-59	1:17:13	3:33	5:24:09	5:57	4:27:53
1111		11:18:55	1689	Treier, Cecile		SWI		47	W30-34	1:12:35	3:30	5:38:54	7:00	4:16:58
1112		11:19:03	1461	Egloff, Barbara		SWI		38	W35-39	1:25:46	8:08	5:47:50	4:58	3:52:23
1113		11:19:23	1228	Pereira, Cesar		ESP		186	M35-39	1:01:39	5:27	5:25:11	3:44	4:43:24
1114		11:19:31	1920	Fontana, Sandra		SWI		8	W18-24	1:16:41	3:59	6:10:29	4:39	3:43:45
1115		11:19:32	497	Beyse, Uwe		GER		66	M50-54	1:17:59	5:08	5:35:34	7:52	4:13:02
1116		11:19:36	430	Kobayashi, Kenro		JPN		67	M50-54	1:22:29	6:09	6:01:02	5:16	3:44:42
1117		11:19:37	479	Keast, Brian		CAN		68	M50-54	1:15:57	4:53	5:39:46	4:40	4:14:23
1118		11:19:39	1427	Blanco, Jordan		USA	GBR	39	W35-39	1:18:21	5:06	5:35:21	5:02	4:15:52
1119		11:19:42	950	Piza, Paulo		BRA		195	M40-44	1:05:10	3:58	5:47:17	5:48	4:17:31
1120		11:19:45	1423	Cassiday, Katie		USA		40	W35-39	1:19:46	6:13	5:58:27	6:20	3:49:00
1121		11:19:53	1446	Kunze, Anja		GER		41	W35-39	1:08:26	3:00	6:08:04	3:56	3:56:29
1122		11:20:02	1409	Saito, Joji		JPN		187	M35-39	1:20:42	3:48	5:53:12	4:42	3:57:40
1123		11:20:08	1640	Ree, Nicholas		USA		143	M30-34	59:36	4:01	5:17:32	2:59	4:56:01
1124		11:20:11	1313	MacLachlan, Mark		USA		188	M35-39	1:07:47	5:35	4:57:58	4:53	5:03:59
1125		11:20:18	480	Salinas, Omar		MEX		69	M50-54	1:20:32	4:49	5:59:34	4:00	3:51:26
1126		11:20:20	1699	Lawson, Carla		AUS		48	W30-34	1:13:30	3:58	5:50:27	2:47	4:09:40
1127		11:20:30	1457	Cotterell, Maike		GER		42	W35-39	1:13:30	3:58	5:55:45	4:34	4:02:45
1128		11:20:32	1798	Omura, Ken		JPN		81	M25-29	1:19:00	5:08	5:45:03	4:06	4:07:18
1129		11:20:42	271	Hefti, Hermann		SWI		6	M60-64	1:33:30	3:35	5:41:36	6:02	3:56:00
1130		11:20:50	719	Keuns, Udo		GER		134	M45-49	1:22:26	7:29	5:48:37	2:52	3:59:28
1131		11:21:09	1194	Vaernewyck, Lode		BEL		189	M35-39	1:02:15	3:20	5:20:48	5:08	4:49:39
1132		11:21:19	878	Koseki, Nozomu		JPN		196	M40-44	1:13:39	7:00	5:45:10	4:34	4:10:58
1133		11:21:24	326	Wien, Mike		USA		15	M55-59	1:15:33	5:49	6:03:12	4:42	3:52:11

2010 FORD IRONMAN WORLD CHAMPIONSHIP RESULTS

OVERALL RESULTS



Place	Bla	Time	Numb	Lname	Fname	Cnt	Rep	Cpl	Category	Swim	Tr1	Bike	Tr2	Run
1134		11:21:29	880	Inaba, Takashi		JPN		197	M40-44	1:07:33	2:26	6:04:53	4:38	4:02:02
1135		11:21:39	758	Finnie, Mitch		USA		135	M45-49	1:19:26	4:50	5:45:27	3:40	4:08:18
1136		11:21:40	429	Herrmann, Klaus		GER		70	M50-54	1:13:34	3:03	5:39:06	3:22	4:22:37
1137		11:21:50	1024	Boeker-Blum, Tom		GER		198	M40-44	1:11:15	3:06	5:51:06	4:48	4:11:37
1138		11:22:02	1592	Song, Kyle		USA		144	M30-34	1:03:24	5:30	5:47:15	6:05	4:19:51
1139		11:22:10	772	Park, Gyeongyong		KOR		136	M45-49	1:27:28	3:34	6:01:12	5:22	3:44:37
1140		11:22:35	345	Kaitsuka, Kenji		JPN		16	M55-59	1:11:00	7:18	6:07:21	5:29	3:51:28
1141		11:22:38	1101	Enge, Brian		USA		199	M40-44	1:01:32	3:46	5:35:24	4:30	4:37:28
1142		11:22:52	359	Reid, George		CAN		17	M55-59	1:13:48	5:49	6:13:26	3:26	3:46:25
1143		11:22:57	1541	Keipper, Troy		USA		145	M30-34	1:15:14	6:49	5:58:46	4:47	3:57:22
1144		11:23:11	1862	Jones, Lauren		AUS		29	W25-29	1:06:14	4:19	6:12:55	5:05	3:54:40
1145		11:23:38	1178	Corydon, Annette		DEN	DEN	26	W40-44	1:26:00	4:00	5:48:29	5:21	3:59:50
1146		11:24:03	1833	Lasserre, Emilie		FRA		30	W25-29	1:12:12	3:43	6:17:56	4:34	3:45:40
1147		11:24:10	1498	Beavis, Adam		AUS		146	M30-34	1:21:16	7:48	5:38:45	6:21	4:10:02
1148		11:24:19	468	Herget, Thomas		GER		71	M50-54	1:21:31	5:07	5:45:46	3:42	4:08:15
1149		11:24:30	1953	Kingston, Michael		USA		200	M40-44	1:07:59	4:31	6:03:32	5:21	4:03:09
1150		11:24:33	759	Payne, Bryan		CAN		137	M45-49	1:15:05	6:26	5:47:01	3:29	4:12:34
1151		11:24:47	1797	Wolters, Brendan		USA		82	M25-29	1:33:43	3:22	5:37:31	5:22	4:04:52
1152		11:25:01	986	Champion, Gavin		NZL		201	M40-44	1:13:25	3:41	5:36:42	4:13	4:27:01
1153		11:25:04	1115	Johnson, Laurel		CAN		27	W40-44	1:20:27	4:00	6:00:25	3:01	3:57:14
1154		11:25:06	1488	Landtwing, Corina		SWI		43	W35-39	1:06:15	6:51	5:57:30	4:52	4:09:39
1155		11:25:11	876	Murphy, Nick		GBR		202	M40-44	1:24:47	4:35	5:29:01	5:06	4:21:44
1156		11:25:26	1295	Granade, Romuald		FRA		190	M35-39	1:06:36	3:39	5:27:00	5:27	4:42:47
1157		11:25:28	1113	Jarren, Sabine		GER		28	W40-44	1:14:57	4:00	5:56:25	4:43	4:05:25
1158		11:25:43	1709	Whelan, Laura-Clare		NZL		49	W30-34	1:17:20	2:49	5:38:17	3:47	4:23:31
1159		11:25:46	378	Verdianz, Wolfram		AUT		18	M55-59	1:13:48	5:39	5:40:25	8:47	4:17:09
1160		11:25:52	642	Thow, Martin		AUS		138	M45-49	1:16:16	5:02	5:21:49	3:18	4:39:30
1161		11:26:26	1445	Marx, Susanne		GER		44	W35-39	1:23:34	4:37	5:56:32	5:16	3:56:29
1162		11:26:28	457	Moldenhauer, Matthias		GER		72	M50-54	1:26:29	4:42	5:29:42	4:53	4:20:44
1163		11:27:15	1439	Arensen, Kirsten		CAN		45	W35-39	1:25:48	3:59	6:06:49	4:04	3:46:37
1164		11:27:24	1447	Kobayashi, Megumi		JPN		46	W35-39	1:13:29	3:26	5:43:38	4:44	4:22:09
1165		11:27:27	1007	Ragual, Jim		USA		203	M40-44	1:07:55	4:09	5:59:24	4:35	4:11:25
1166		11:27:31	1525	Montoya, Steven		USA		147	M30-34	1:05:41	5:39	5:53:34	6:59	4:15:40
1167		11:27:32	668	bouvy, Frederic		FRA		139	M45-49	1:26:33	7:27	5:48:48	4:38	4:00:07
1168		11:27:33	383	Cater, Richard		USA		19	M55-59	1:11:32	6:27	6:05:14	5:28	3:58:54
1169		11:27:34	1695	Kratz, Emily		USA		50	W30-34	1:18:31	3:42	6:15:12	4:11	3:46:00
1170		11:27:52	748	Egea, Jordi		ESP		140	M45-49	1:24:14	3:32	5:59:07	3:45	3:57:17
1171		11:27:57	367	Norris, Randall		USA		20	M55-59	1:20:31	3:42	5:37:02	5:50	4:20:53
1172		11:28:06	804	Campbell, Ann		AUS		18	W45-49	1:10:47	4:29	5:59:38	5:38	4:07:35

2010 FORD IRONMAN WORLD CHAMPIONSHIP RESULTS

OVERALL RESULTS

Place	Bla	Time	Numb	Lname	Fname	Cnt	Rep	Cpl	Category	Swim	Tr1	Bike	Tr2	Run
1173		11:28:07	1923	Krakauer, Amy		USA		9	W18-24	58:06	3:27	6:20:37	4:20	4:01:39
1174		11:28:16	1837	Luft, Andrea		GER		31	W25-29	1:10:16	4:11	6:00:54	9:14	4:03:43
1175		11:28:21	1929	Reichert, Julia		CAN		10	W18-24	1:15:34	4:28	6:26:43	4:22	3:37:15
1176		11:28:22	781	Locke, Stephen		USA		141	M45-49	1:09:39	3:52	5:34:23	4:47	4:35:43
1177		11:28:31	294	Ritchie, Donn		USA		7	M60-64	1:10:32	5:11	5:52:07	5:29	4:15:13
1178		11:28:32	1489	Tanimoto, Rani		USA		47	W35-39	1:08:45	4:40	6:15:38	6:02	3:53:29
1179		11:28:43	448	Gordon, Douglas		USA		73	M50-54	1:14:08	4:36	5:35:46	3:40	4:30:35
1180		11:28:44	358	Muessgens, Gerd		GER		21	M55-59	1:19:06	6:00	6:01:47	7:42	3:54:12
1181		11:28:47	1440	Schaerrer, Keena		USA		48	W35-39	1:13:50	3:14	6:01:12	5:11	4:05:20
1182		11:29:22	535	Weiland, Gerhard		GER		74	M50-54	1:14:52	4:43	5:58:27	3:07	4:08:15
1183		11:29:38	1847	Case, Alaina		USA		32	W25-29	1:19:04	5:01	6:00:00	4:29	4:01:05
1184		11:29:58	1946	Berkebile, Guy		USA		142	M45-49	1:18:46	5:14	5:45:38	4:58	4:15:24
1185		11:30:04	1100	Haep, Christian		GER		204	M40-44	1:13:34	2:50	5:57:34	5:33	4:10:35
1186		11:30:18	372	Gotke Hansen, Hans		DNK		22	M55-59	1:26:19	5:29	5:50:36	4:29	4:03:27
1187		11:30:26	661	Greylinger, Gernot		AUT		143	M45-49	1:11:27	3:15	5:36:12	3:39	4:35:54
1188		11:31:07	444	Irvine, Jim		USA		75	M50-54	1:10:30	7:25	6:16:49	7:42	3:48:44
1189		11:31:11	1480	Frank, Richele		CAN		49	W35-39	1:22:16	6:01	5:54:38	6:39	4:01:39
1190		11:31:17	1956	Ripley, Tom		USA		205	M40-44	1:08:56	4:01	5:38:52	3:43	4:35:47
1191		11:31:26	1144	Harvego, Erin		USA		29	W40-44	1:22:11	4:22	5:52:50	5:10	4:06:56
1192		11:31:29	520	Grimm, Mike		USA		76	M50-54	1:00:00	3:28	5:35:46	3:55	4:48:21
1193		11:31:30	1122	Tolley, Lisa		USA		30	W40-44	1:36:38	3:18	6:13:22	4:04	3:34:10
1194		11:31:36	354	Kaiser, Nicholas		USA	GBR	23	M55-59	1:20:29	5:27	6:04:51	4:15	3:56:35
1195		11:31:37	1861	Beckmann, Rachel		USA		33	W25-29	1:15:57	4:11	5:49:21	4:13	4:17:56
1196		11:31:46	1279	Abdullah, Muhammad Hafiz W		MYS		191	M35-39	1:18:26	3:16	5:52:49	5:22	4:11:55
1197		11:31:50	265	Pitman, Alan		AUS		8	M60-64	1:14:20	3:01	6:04:45	3:26	4:06:20
1198		11:32:01	456	Dupree, Tim		USA		77	M50-54	1:17:02	6:38	5:59:08	8:19	4:00:55
1199		11:32:19	788	Walker, Lisa		USA		19	W45-49	1:05:17	3:36	6:24:23	4:01	3:55:04
1200		11:32:29	814	Roth, Cornelia		NLD		20	W45-49	1:05:34	3:02	6:15:12	2:48	4:05:54
1201		11:32:39	949	Werner, Erik		USA		206	M40-44	1:08:41	3:46	5:24:22	3:36	4:52:14
1202		11:32:40	1456	Van Sloun, Rachel		USA		50	W35-39	1:15:50	3:18	6:01:26	4:51	4:07:17
1203		11:32:54	1219	Rebak, Andrew		USA		192	M35-39	1:06:26	5:43	5:52:18	5:19	4:23:09
1204		11:33:23	478	Chechele, Daniel		USA		78	M50-54	1:20:57	4:42	5:36:30	3:58	4:27:17
1205		11:33:27	380	Scholze, Holger		GER		24	M55-59	1:34:28	4:47	6:04:57	3:16	3:46:00
1206		11:33:49	972	Suzuki, Keigo		JPN		207	M40-44	1:23:55	9:53	6:04:43	6:46	3:48:34
1207		11:34:03	580	Kretschman, Claudia		USA		4	W50-54	1:20:55	4:09	6:00:51	4:03	4:04:07
1208		11:34:15	419	Rouse, Kimberlee		USA		2	W55-59	1:21:36	5:01	5:59:45	3:56	4:03:58
1209		11:34:19	529	Matarazzo, Giancarlo		BRA		79	M50-54	1:14:16	3:55	5:48:26	4:43	4:23:02
1210		11:34:43	332	Reed, Faron		USA		25	M55-59	1:14:47	4:58	5:53:55	3:58	4:17:08
1211		11:34:47	1693	Jensen, Bonnie		USA		51	W30-34	1:20:24	4:04	5:51:21	4:45	4:14:16
1212		11:35:16	1437	Gabrielse, Tamela		USA		51	W35-39	1:22:26	3:36	5:50:14	3:16	4:15:46
1213		11:35:33	864	Snow, Sean		USA		208	M40-44	1:05:57	4:08	5:31:53	5:13	4:48:25
1214		11:35:33	470	Reed, Stephen		USA		80	M50-54	1:18:46	5:04	5:44:25	4:18	4:23:02
1215		11:35:49	635	Farquharson, Darrell		AUS		144	M45-49	1:10:31	5:14	5:26:17	4:42	4:49:07
1216		11:35:56	1134	Cole, Miriam		USA		31	W40-44	1:30:30	4:57	5:45:21	5:10	4:10:00
1217		11:36:08	1129	Lichon, Amy		USA		32	W40-44	1:24:33	6:43	6:16:20	6:57	3:41:37
1218		11:36:36	1139	Bordage, Karen		BMU		33	W40-44	1:41:56	9:15	6:07:46	7:11	3:30:29
1219		11:36:42	1936	Fujiki, Aiko		JPN		11	W18-24	1:16:52	4:20	6:24:00	3:00	3:48:32
1220		11:37:25	232	Winkler, Gotthard		GER		1	M65-69	1:26:16	5:07	5:50:28	6:10	4:09:26
1221		11:37:28	1863	Russell, Kimberley		AUS		34	W25-29	59:54	3:57	5:43:06	6:00	4:44:32
1222		11:37:41	346	Etter, Heinz		SWI		26	M55-59	1:27:58	3:53	6:00:55	4:05	4:00:52
1223		11:38:13	1453	Nishikawa, Toby		USA		52	W35-39	1:26:07	3:50	5:59:10	3:31	4:05:37
1224		11:38:15	708	Silva, Carlos		USA		145	M45-49	1:25:09	4:13	6:03:01	3:36	4:02:18

OVERALL RESULTS

Place	Bla	Time	Numb	Lname	Fname	Cnt	Rep	Cpl	Category	Swim	Tr1	Bike	Tr2	Run
1225		11:38:22	414	Wilson, Rose		USA		3	W55-59	1:04:55	5:40	5:49:02	3:57	4:34:49
1226		11:38:25	787	Smalec, Jackie		CAN		21	W45-49	1:08:08	4:12	5:49:01	6:00	4:31:06
1227		11:38:29	503	Park, Dong In		KOR		81	M50-54	1:30:26	5:08	6:03:41	4:36	3:54:40
1228		11:38:42	1127	Dellsperger, Jeannette		SWI		34	W40-44	1:14:50	2:39	5:51:58	4:42	4:24:35
1229		11:38:53	349	Moriarty, David		NZL		27	M55-59	1:30:03	5:48	5:59:50	3:32	3:59:42
1230		11:39:02	830	Picco, Gabriella		SWI		22	W45-49	1:25:29	4:04	6:05:15	4:01	4:00:14
1231		11:39:10	585	Capper, Colleen		USA		5	W50-54	1:34:56	4:21	6:04:37	4:10	3:51:08
1232		11:39:34	841	Cranny, Sandy		USA		23	W45-49	1:04:43	4:57	6:09:53	6:14	4:13:49
1233		11:39:37	980	Day, Christopher		AUS		209	M40-44	1:02:43	9:01	5:58:24	11:40	4:17:50
1234		11:40:05	1685	Kidd, Angela		USA		52	W30-34	1:07:06	5:02	5:46:49	5:09	4:36:02
1235		11:40:27	789	Reed, Pam		USA		24	W45-49	1:21:29	4:40	6:09:11	4:32	4:00:37
1236		11:40:32	1149	Ferreira, Sandra		USA		35	W40-44	1:13:46	4:29	5:56:56	4:55	4:20:28
1237		11:40:39	412	Welder, Laurelee		CAN		4	W55-59	1:25:06	5:05	6:08:10	5:10	3:57:10
1238		11:40:49	392	LeStrange, Missy		USA		5	W55-59	1:11:37	3:35	6:06:04	5:17	4:14:18
1239		11:40:54	278	Smith, Louis		USA		9	M60-64	1:10:25	4:12	6:11:36	7:21	4:07:21
1240		11:40:58	387	Girardin, Claude		SWI		28	M55-59	1:23:23	4:12	5:30:03	4:56	4:38:25
1241		11:41:06	827	Traeger, Silke		GER		25	W45-49	1:15:35	3:52	6:15:34	6:04	4:00:03
1242		11:41:21	1402	Jaako-Blunder, Heini		AUT	FIN	53	W35-39	1:15:33	4:24	5:59:50	3:28	4:18:08
1243		11:41:31	998	Kateraas, Espen		USA		210	M40-44	1:08:38	2:57	5:15:46	4:07	5:10:05
1244		11:41:42	979	Borke, Todd		USA		211	M40-44	1:06:56	6:06	5:40:03	7:03	4:41:36
1245		11:41:46	1260	Steets, Robert		USA		193	M35-39	1:18:25	7:13	5:51:31	6:31	4:18:08
1246		11:41:48	808	Regan, Amy		USA		26	W45-49	1:11:40	3:29	6:14:52	4:42	4:07:08
1247		11:42:31	1669	McClean, Kimberly		USA		53	W30-34	1:20:29	4:34	6:00:16	6:58	4:10:16
1248		11:42:35	794	Giuliano, Patricia		ARG		27	W45-49	1:23:48	5:42	6:07:20	4:42	4:01:05
1249		11:42:46	1918	Peroutka, Mary Claire		USA		12	W18-24	1:04:14	3:32	6:12:38	5:39	4:16:45
1250		11:42:57	1158	Koelsch, Jessica		USA		36	W40-44	1:21:44	5:33	5:59:52	5:34	4:10:16
1251		11:43:16	1478	Baldauf, Gerlinde		ITA		54	W35-39	1:20:35	4:10	6:23:16	3:40	3:51:37
1252		11:43:30	1495	Picton, Lisa		GBR		55	W35-39	1:15:31	5:31	5:57:04	5:03	4:20:23
1253		11:43:35	1159	Ball, Michelle		CAN		37	W40-44	1:18:33	3:58	6:13:36	7:22	4:00:07
1254		11:44:20	1021	Vetter, Bjoern		GER		212	M40-44	1:12:06	3:21	5:11:00	5:00	5:12:55
1255		11:44:33	553	Smith, Nancy		USA		6	W50-54	1:07:32	6:29	5:50:59	9:08	4:30:28
1256		11:44:39	1467	Wilen, Marla		USA		56	W35-39	1:15:38	5:09	5:55:08	4:51	4:23:54
1257		11:44:42	541	Vandermersch, Frederik		BEL		82	M50-54	1:19:00	7:24	6:00:27	3:40	4:14:13
1258		11:44:45	1182	Barnes, Kristin		USA		38	W40-44	1:21:54	3:38	6:03:47	3:30	4:11:58
1259		11:45:08	162	Brenkus, Lizzie		USA		54	W30-34	1:20:00	4:21	6:17:58	4:02	3:58:49
1260		11:45:18	1032	Rosenman, Andrew		USA		213	M40-44	1:22:10	4:36	5:56:05	4:13	4:18:14
1261		11:45:22	1375	Jaensson, Henrik		SWE		194	M35-39	1:15:00	3:22	5:22:40	3:06	5:01:16
1262		11:45:25	489	Richardson, Kent		BMU		83	M50-54	1:15:02	6:28	6:02:32	8:03	4:13:21
1263		11:45:43	576	Mitchell, Mary		AUS		7	W50-54	1:20:20	5:18	6:05:05	3:54	4:11:07
1264		11:45:45	1851	Halasz, Annamaria		SWI	HUN	35	W25-29	1:29:29	2:01	5:59:24	3:55	4:10:57
1265		11:46:05	296	Conway, Tim		USA		10	M60-64	1:11:34	5:12	6:02:54	3:01	4:23:26
1266		11:46:17	446	Brookner, Steve		USA		84	M50-54	1:24:16	7:17	6:07:12	7:11	4:00:23
1267		11:46:18	836	Wiggins, Beth		USA		28	W45-49	1:13:23	3:26	5:57:42	8:48	4:23:01
1268		11:46:30	1460	Solomon, Michele		USA		57	W35-39	1:18:23	4:13	6:29:42	4:00	3:50:14
1269		11:47:31	375	Saetermoe, Ronald		USA		29	M55-59	1:10:39	4:13	6:05:38	3:58	4:23:05
1270		11:47:35	1156	Hoffmeister, Meike		GER		39	W40-44	1:22:02	5:51	6:13:52	4:52	4:01:00
1271		11:47:49	1123	Croser, Ali		AUS		40	W40-44	1:37:41	4:22	5:57:43	3:29	4:04:36
1272		11:48:23	818	Neathery, Lee		USA		29	W45-49	1:25:12	3:51	5:59:17	3:39	4:16:26
1273		11:48:28	733	Pekarek, Milan		CZE		146	M45-49	1:14:33	4:16	5:46:26	4:52	4:38:22
1274		11:48:44	1684	Bess, Andrea		USA	BRA	55	W30-34	1:21:20	5:49	6:05:30	4:35	4:11:32
1275		11:48:49	351	McDonald, Kim		USA		30	M55-59	1:02:34	4:33	6:20:36	13:49	4:07:20
1276		11:48:53	981	Laskowski, John		USA		214	M40-44	1:15:12	7:18	6:06:33	4:34	4:15:18

2010 FORD IRONMAN WORLD CHAMPIONSHIP RESULTS

OVERALL RESULTS

Place	Bla	Time	Numb	Lname	Fname	Cnt	Rep	Cpl	Category	Swim	Tr1	Bike	Tr2	Run
1277		11:49:02	1145	Herrington, Brenda		USA		41	W40-44	1:24:00	4:44	5:52:56	9:13	4:18:11
1278		11:49:12	1034	Siskind, Eric		USA		215	M40-44	1:25:44	4:18	6:09:57	5:20	4:03:54
1279		11:49:14	1911	Forrest, Katie		USA		13	W18-24	1:11:06	3:59	5:55:52	7:36	4:30:43
1280		11:49:21	801	Smercina, Heather		USA		30	W45-49	1:27:34	5:19	6:03:01	6:13	4:07:15
1281		11:49:31	355	Smith, Gary		USA		31	M55-59	1:32:39	7:06	5:57:24	4:57	4:07:28
1282		11:49:39	1688	Joaquin, Michelle		USA		56	W30-34	1:13:56	3:47	6:17:54	3:35	4:10:28
1283		11:50:04	1850	O'Meara, Laura		USA		36	W25-29	58:31	3:04	5:54:06	3:28	4:50:57
1284		11:50:12	917	Ruby, Brent		USA		216	M40-44	1:14:50	5:14	5:36:24	4:32	4:49:15
1285		11:50:16	796	Louis, Guylyne		GLP	FRA	31	W45-49	1:26:50	3:31	6:11:55	3:31	4:04:32
1286		11:50:25	588	Chesky, Cathy		USA		8	W50-54	1:19:53	4:26	5:57:36	7:06	4:21:26
1287		11:50:37	1491	Lara Albert, Mariana		USA		58	W35-39	1:25:55	4:19	6:22:12	5:04	3:53:09
1288		11:50:49	1860	Chabalco, Erica		USA		37	W25-29	1:07:28	6:01	6:05:26	5:20	4:26:35
1289		11:51:19	1934	Croissant, Julie		FRA		14	W18-24	1:05:07	3:50	6:16:37	3:42	4:22:06
1290		11:52:02	1671	Morton, Carrie		USA		57	W30-34	1:23:40	5:27	6:09:41	7:04	4:06:12
1291		11:52:14	835	Stewart, Angela		USA		32	W45-49	1:26:18	5:31	6:10:55	4:40	4:04:52
1292		11:52:34	1856	Mociekowicz, Maureen		USA		38	W25-29	1:14:54	3:38	5:52:00	5:33	4:36:31
1293		11:52:36	799	Randle, Andrea		USA		33	W45-49	1:06:40	5:22	6:17:22	3:39	4:19:34
1294		11:52:53	653	Haug, Juergen		GER		147	M45-49	1:16:31	3:02	6:38:45	4:24	3:50:12
1295		11:52:58	1781	Aitl, Stephan		GER		83	M25-29	1:08:32	3:36	5:19:35	6:07	5:15:10
1296		11:53:11	1240	Murar, Kevin		USA		195	M35-39	1:15:39	5:05	5:49:55	6:27	4:36:07
1297		11:53:14	341	Prujean, Phillip		NZL		32	M55-59	1:34:46	8:59	5:55:08	5:46	4:08:37
1298		11:53:37	802	Noble, Diana		USA	CAN	34	W45-49	1:22:46	3:33	5:59:25	3:26	4:24:29
1299		11:54:10	301	Tsurukawa, Masayoshi		JPN		11	M60-64	1:35:20	4:26	5:57:18	4:06	4:13:02
1300		11:54:11	277	Briscoe, Tim		ZAF		12	M60-64	1:24:31	3:58	6:07:16	3:24	4:15:05
1301		11:54:17	894	Church, Michael		USA		217	M40-44	1:14:18	4:30	6:08:31	4:10	4:22:49
1302		11:54:48	335	Okazaki, Yuichi		JPN		33	M55-59	1:34:37	9:05	6:15:31	4:27	3:51:09
1303		11:54:52	1481	Lenarz, Jen		USA		59	W35-39	1:20:49	4:44	6:28:57	3:28	3:56:57
1304		11:54:56	807	Skinner, Lisa		AUS		35	W45-49	1:17:16	3:58	6:39:16	3:32	3:50:55
1305		11:55:02	587	Ford, Mimi		USA		9	W50-54	1:07:45	4:47	6:02:05	5:18	4:35:09
1306		11:55:20	1454	Casey, Susan		AUS		60	W35-39	1:10:41	3:44	6:14:39	4:55	4:21:23
1307		11:55:28	443	Kowollik, Karl Heinz		GER		85	M50-54	1:18:17	4:27	5:54:15	5:42	4:32:49
1308		11:55:32	1497	Cech, Julie		USA		61	W35-39	1:27:43	3:44	6:20:44	6:10	3:57:13
1309		11:55:35	1455	Wilkinson, Victoria		AUS	GBR	62	W35-39	1:10:17	3:11	5:46:22	2:43	4:53:04
1310		11:55:42	287	Anderson, Joe		USA		13	M60-64	1:17:37	4:29	5:50:14	4:04	4:39:20
1311		11:56:01	577	Drysdale, Julianne		AUS		10	W50-54	1:15:35	6:46	6:26:16	7:22	4:00:04
1312		11:56:06	840	Winsberg, Mimi		USA		36	W45-49	1:13:28	4:31	6:15:38	5:51	4:16:39
1313		11:56:16	382	Spicer, Herb		USA		34	M55-59	1:06:35	3:24	5:26:22	6:22	5:13:36
1314		11:56:30	848	Desireau, Anna		CAN		37	W45-49	1:22:04	3:02	5:53:00	3:27	4:34:59
1315		11:56:41	1906	Flanagan, Will		USA		32	M18-24	1:37:32	5:40	5:55:14	4:48	4:13:29
1316		11:57:12	433	Winestorfer, Tim		USA		86	M50-54	1:17:44	7:15	5:30:33	9:04	4:52:39
1317		11:57:27	1422	Hinterberger, Elke		AUT		63	W35-39	1:13:52	3:56	6:11:23	6:36	4:21:42
1318		11:57:57	300	Gaffal, Werner		GER	AUT	14	M60-64	1:31:29	7:05	6:08:50	7:32	4:03:02
1319		11:58:01	572	Fournier, Linda		USA		11	W50-54	1:11:36	4:55	6:32:24	7:37	4:01:30
1320		11:58:27	1937	Azumi, Konoka		JPN		15	W18-24	1:14:21	4:00	6:15:06	4:26	4:20:35
1321		12:00:33	1933	English, Victoria		USA		16	W18-24	1:18:21	2:45	6:13:20	4:21	4:21:47
1322		12:00:40	554	Cullen, Nancy		AUS		12	W50-54	1:18:20	4:47	6:13:42	4:23	4:19:30
1323		12:00:45	1672	Kieffer, Estelle-Marie		FRA		58	W30-34	1:04:14	3:08	5:52:21	3:51	4:57:12
1324		12:01:05	1919	Chow, Amy		USA		17	W18-24	1:20:18	5:46	6:26:50	5:31	4:02:42
1325		12:01:38	1914	Rossi, Julia		USA		18	W18-24	1:07:04	3:45	5:50:30	6:35	4:53:46
1326		12:01:42	333	Del Sastre, Manuel		ARG		35	M55-59	1:22:33	7:01	6:04:15	6:50	4:21:04
1327		12:02:26	646	Nixon, Jason		USA		148	M45-49	1:05:12	3:53	5:59:12	4:32	4:49:39
1328		12:02:49	1948	Alvarez, Luis		MEX		149	M45-49	1:13:47	7:41	6:01:52	7:13	4:32:17

OVERALL RESULTS

Place	Bla	Time	Numb	Lname	Fname	Cnt	Rep	Cpl	Category	Swim	Tr1	Bike	Tr2	Run
1329		12:03:01	1961	Peterson, Sam		USA		196	M35-39	1:25:51	3:54	5:43:46	4:35	4:44:55
1330		12:03:14	1463	Royer, Heather		USA		64	W35-39	1:02:48	9:19	6:28:45	6:48	4:15:36
1331		12:03:18	291	Howitt, Rob		AUS		15	M60-64	1:09:17	3:19	6:18:00	4:14	4:28:30
1332		12:03:29	1425	Braz, Sueli		BRA		65	W35-39	1:20:24	4:23	6:12:51	5:38	4:20:15
1333		12:04:04	987	Dunlap, Scott		USA		218	M40-44	1:21:12	7:10	6:02:35	10:48	4:22:21
1334		12:04:19	1117	MacDonald, Kathy		USA		42	W40-44	1:25:45	6:31	6:20:00	5:43	4:06:22
1335		12:04:43	221	Wood, Peter		USA	NZL	2	M65-69	1:32:44	6:19	5:55:54	4:35	4:25:13
1336		12:05:03	1762	Padgett, Scott		USA		84	M25-29	1:07:57	5:23	5:42:50	4:56	5:03:57
1337		12:05:07	512	Kelleher, John		CAN		87	M50-54	1:44:13	6:28	6:18:20	6:59	3:49:09
1338		12:05:32	1160	Donahue-Stanton, Melissa		CAN		43	W40-44	1:13:46	6:41	6:33:49	6:32	4:04:46
1339		12:05:48	819	Luttmer, Kelly		USA		38	W45-49	1:15:48	4:06	6:20:28	5:39	4:19:49
1340		12:06:05	1153	Brost, Michelle		USA		44	W40-44	1:22:17	5:13	6:22:40	6:24	4:09:33
1341		12:06:09	1694	Hayles, Temple		USA		59	W30-34	1:13:47	3:27	6:06:30	7:58	4:34:30
1342		12:06:18	1103	Lebda, Douglas		USA		219	M40-44	1:13:14	6:12	6:26:09	8:33	4:12:12
1343		12:06:24	158	Allen, Kathleen		USA		66	W35-39	1:03:15	4:18	6:25:35	5:41	4:27:37
1344		12:06:31	1943	Esposito, Michael		USA		88	M50-54	1:35:56	3:21	6:15:52	5:01	4:06:23
1345		12:06:36	1181	Jackson, Tana		USA		45	W40-44	1:25:42	3:46	6:11:38	6:17	4:19:14
1346		12:06:42	1476	Calatayud, Marta		ESP		67	W35-39	1:15:49	4:18	6:35:32	5:53	4:05:12
1347		12:06:56	1041	Proft, Andrew		USA		220	M40-44	1:14:49	4:58	6:18:34	7:02	4:21:36
1348		12:07:45	583	Martin, Dot		USA		13	W50-54	1:14:51	5:20	6:19:28	6:28	4:21:40
1349		12:08:14	1110	Ambe, Tere		MEX		46	W40-44	1:25:18	10:08	6:26:17	8:03	3:58:30
1350		12:08:29	328	Tout, Richard		CAN		36	M55-59	1:37:40	5:17	5:58:21	6:33	4:20:40
1351		12:09:12	679	Sikora, Andreas		GER		150	M45-49	1:42:34	5:59	5:50:49	7:28	4:22:25
1352		12:09:50	1180	Siudak, Kristin		USA		47	W40-44	1:20:04	4:04	6:23:28	5:18	4:16:58
1353		12:10:10	1040	Huntley, Jeffrey		USA		221	M40-44	1:15:39	7:14	6:20:15	4:40	4:22:24
1354		12:10:26	350	Kajiura, Hideichi		JPN		37	M55-59	1:14:59	5:28	6:24:57	4:27	4:20:37
1355		12:10:45	363	Seelinger, Walter		GER		38	M55-59	1:19:40	5:23	6:00:00	5:16	4:40:28
1356		12:11:01	1494	Geller, Tina		USA		68	W35-39	1:21:12	4:49	6:14:58	7:14	4:22:50
1357		12:11:04	1577	Stewart, Quentin		USA		148	M30-34	1:13:39	4:12	5:38:29	6:04	5:08:41
1358		12:11:07	347	Kuehn, Ken		USA		39	M55-59	1:14:01	4:37	5:56:15	8:31	4:47:44
1359		12:11:29	670	Capozza, Michael		USA		151	M45-49	1:15:43	6:15	5:45:10	4:12	5:00:10
1360		12:12:17	1952	Pressman, Steven		USA		222	M40-44	1:26:32	4:06	6:20:12	7:21	4:14:08
1361		12:12:46	571	Daggett, Judy		USA		14	W50-54	1:26:28	4:57	6:27:10	3:21	4:10:52
1362		12:13:24	361	Essakow, Jeffrey		USA		40	M55-59	1:07:09	6:12	6:10:43	8:05	4:41:17
1363		12:13:31	555	Craig, Cary		USA		15	W50-54	1:24:28	4:24	6:04:22	4:28	4:35:51
1364		12:13:33	605	Hamilton, Russell		USA		152	M45-49	1:18:34	9:04	6:12:02	10:53	4:23:02
1365		12:13:51	1403	Dussartre, Sebastien		FRA		197	M35-39	1:02:01	2:57	5:29:45	3:08	5:36:03
1366		12:14:24	1169	Maier, Olga		GER		48	W40-44	1:30:09	6:18	6:25:51	6:28	4:05:41
1367		12:15:06	562	Morris, Pam		NZL		16	W50-54	1:34:51	4:21	6:14:31	3:25	4:17:59
1368		12:15:29	798	Davidson, Jackie		CAN		39	W45-49	1:34:32	4:22	6:38:15	3:45	3:54:36
1369		12:15:53	560	Norman, Gail		USA		17	W50-54	1:28:42	4:14	6:35:27	3:51	4:03:41
1370		12:16:00	1055	Bergen, John		USA		223	M40-44	1:07:41	3:26	6:07:23	4:53	4:52:39
1371		12:16:24	1179	Soucheray, Diane		USA		49	W40-44	1:24:17	4:24	6:15:11	3:33	4:29:01
1372		12:16:54	1924	Nerici, Ligia		BRA		19	W18-24	1:14:57	5:16	6:13:55	3:59	4:38:50
1373		12:17:24	323	Peters, Carol		CAN		1	W60-64	1:32:16	5:40	6:27:46	6:22	4:05:23
1374		12:17:50	242	Casoli, Massimo				3	M65-69	1:20:56	5:55	6:08:50	5:16	4:36:55
1375		12:18:16	815	Onishi, Atsuko		JPN		40	W45-49	1:21:13	6:23	6:50:36	4:49	3:55:16
1376		12:18:44	1793	Baur, Benjamin		GER		85	M25-29	1:06:11	6:16	6:25:56	6:03	4:34:19
1377		12:19:09	411	Ross, Denise		CAN		6	W55-59	1:34:35	5:15	6:36:33	5:59	3:56:50
1378		12:19:44	1839	Smith, Loní		USA		39	W25-29	1:25:14	5:01	6:31:09	7:43	4:10:37
1379		12:19:58	1858	Robinson, Jessica		USA		40	W25-29	1:16:38	4:11	6:22:41	5:42	4:30:47
1380		12:20:20	1112	Robinson, Paula		GBR		50	W40-44	1:25:24	6:42	6:15:54	5:36	4:26:47

2010 FORD IRONMAN WORLD CHAMPIONSHIP RESULTS

OVERALL RESULTS

Place	Bla	Time	Numb	Lname	Fname	Cnt	Rep	Cpl	Category	Swim	Tr1	Bike	Tr2	Run
1381		12:20:35	672	Huelga, Fernando		USA		153	M45-49	1:30:04	6:03	6:16:04	6:04	4:22:23
1382		12:20:57	1523	Bolton, Jeremy		USA		149	M30-34	1:18:11	4:04	6:00:39	7:22	4:50:44
1383		12:21:14	369	Tate, Ian		SGP	AUS	41	M55-59	1:26:04	7:28	5:57:19	7:19	4:43:06
1384		12:21:27	845	Searfoss, Megan		USA		41	W45-49	1:18:50	3:54	6:03:22	3:57	4:51:26
1385		12:21:39	709	Agahnia, Kayvon		USA		154	M45-49	1:30:20	4:12	6:02:04	4:55	4:40:10
1386		12:21:45	1174	Bea, Susanne		GER		51	W40-44	1:18:34	4:39	6:22:59	7:55	4:27:41
1387		12:21:53	370	Shiba, Kazuo		JPN		42	M55-59	1:21:02	8:30	6:23:04	7:33	4:21:46
1388		12:21:56	842	Mygatt, Kimberly		USA		42	W45-49	1:19:35	8:17	6:20:14	9:30	4:24:21
1389		12:22:10	288	Drogla, Reinhard		GER		16	M60-64	1:30:48	6:27	6:03:40	5:50	4:35:27
1390		12:22:26	1910	Perea, Brandon		USA		33	M18-24	1:11:27	6:35	6:11:10	10:29	4:42:47
1391		12:22:45	1441	Shoup, Michelle		USA		69	W35-39	1:08:06	6:14	6:09:15	8:36	4:50:37
1392		12:23:33	1151	Johnsson, Viktoria		SWE		52	W40-44	1:12:55	5:03	6:27:49	4:31	4:33:17
1393		12:24:04	400	Watson, Beverly		CAN		7	W55-59	1:13:36	4:40	6:10:13	9:22	4:46:16
1394		12:24:45	563	Knecht-Boyer, Anne		HKG	CAN	18	W50-54	1:15:37	3:17	6:27:45	8:27	4:29:41
1395		12:24:51	1332	Wong, Kent		HKG		198	M35-39	1:30:59	3:43	6:27:17	4:21	4:18:32
1396		12:25:08	295	Holz, Dieter		GER		17	M60-64	1:16:11	4:36	6:04:08	4:35	4:55:39
1397		12:25:26	418	Allison, Michele		NZL		8	W55-59	1:18:38	5:47	6:38:27	4:44	4:17:53
1398		12:25:35	353	Beardsley, William		USA		43	M55-59	1:04:55	7:59	5:16:47	8:11	5:47:44
1399		12:25:42	715	Irving, Gary		CAN		155	M45-49	1:19:48	7:51	6:02:31	7:40	4:47:54
1400		12:26:38	556	Weiler, Gabi		GER		19	W50-54	1:30:07	4:22	6:37:30	4:09	4:10:32
1401		12:26:46	356	Boylan, Scott		USA		44	M55-59	1:24:37	8:40	6:45:06	6:21	4:02:04
1402		12:27:20	955	Henbest, Doug		USA		224	M40-44	1:24:06	5:41	5:55:50	11:26	4:50:18
1403		12:27:52	1947	Beyer, William		USA		156	M45-49	1:15:16	3:16	5:35:55	7:23	5:26:03
1404		12:28:24	1035	Preston, Brian		CAN		225	M40-44	1:20:01	8:29	6:35:10	7:22	4:17:24
1405		12:29:01	275	Fargey, Peter		CAN		18	M60-64	1:30:40	6:30	6:24:51	6:49	4:20:13
1406		12:29:41	1922	Akeroyd, Nicole		CAN		20	W18-24	1:21:58	5:27	6:36:35	7:08	4:18:35
1407		12:29:41	525	James, Paul		AUS		89	M50-54	1:09:03	4:27	5:37:51	3:59	5:34:23
1408		12:30:01	1141	Timm, Sabine		GER		53	W40-44	1:30:02	3:25	6:23:53	3:58	4:28:44
1409		12:30:03	227	Weinbrandt, Richard		USA		4	M65-69	1:12:26	4:34	6:24:02	4:42	4:44:21
1410		12:30:20	169	Sanchez, Oscar		USA		3	MHCycle	1:09:12	5:19	7:58:35	4:39	3:12:37
1411		12:30:30	1849	Suzuki, Miki		JPN		41	W25-29	1:12:43	3:36	6:24:49	4:03	4:45:20
1412		12:31:08	407	Beers, Laurie		USA		9	W55-59	1:23:37	3:48	6:17:09	3:27	4:43:09
1413		12:32:08	435	Samojeden, Matt		USA		90	M50-54	1:16:37	5:34	6:04:42	6:31	4:58:46
1414		12:32:08	1220	Gracey, James		USA		199	M35-39	1:15:44	8:20	5:54:30	9:56	5:03:40
1415		12:32:31	568	Rucktaeschel, Ulla		GER		20	W50-54	1:37:54	5:20	6:40:06	5:10	4:04:03
1416		12:32:46	1130	Younts, JoAnna		USA		54	W40-44	1:24:16	6:15	6:10:03	7:59	4:44:15
1417		12:32:55	270	Dicker, James		USA		19	M60-64	1:19:27	8:29	5:55:30	8:43	5:00:47
1418		12:33:04	1949	Moses, Mark		USA		157	M45-49	1:13:34	4:47	6:34:17	6:22	4:34:05
1419		12:33:37	1155	Girgis, Angela		GBR		55	W40-44	1:17:22	5:39	6:38:26	5:21	4:26:52
1420		12:33:45	586	Rose, Cherryl		USA		21	W50-54	1:16:04	5:06	6:25:44	5:06	4:41:46
1421		12:33:54	492	Wrightshouse, James (Randy)		USA		91	M50-54	1:15:21	8:43	6:06:58	7:40	4:55:13



OVERALL RESULTS

Place	Bla	Time	Numb	Lname	Fname	Cnt	Rep	Cpl	Category	Swim	Tr1	Bike	Tr2	Run
1422		12:33:54	843	Harpstrite, Amy		USA		43	W45-49	1:18:55	4:34	6:36:46	4:07	4:29:35
1423		12:34:30	1935	Berlinger, Lena		GER		21	W18-24	1:06:28	3:00	6:51:55	3:17	4:29:51
1424		12:34:39	900	Gillotti, Marc		USA		226	M40-44	1:13:40	6:14	5:50:51	9:09	5:14:46
1425		12:35:05	837	O'Connor, Linda		AUS		44	W45-49	1:07:21	4:14	5:39:17	4:09	5:40:05
1426		12:35:16	1889	Luginbill, Mike		USA		34	M18-24	1:23:59	4:38	6:40:01	4:55	4:21:44
1427		12:35:48	410	Kuld, Felicitas		GER		10	W55-59	1:30:55	4:29	6:35:07	4:58	4:20:22
1428		12:35:53	340	Hokubo, Hirofumi		JPN		45	M55-59	1:17:25	5:55	6:43:24	5:31	4:23:40
1429		12:36:16	1266	Turner, John		USA		200	M35-39	1:22:11	6:25	6:22:04	8:02	4:37:37
1430		12:36:36	1221	Crickenberger, Lloyd		USA		201	M35-39	1:24:38	5:46	6:08:09	6:43	4:51:22
1431		12:36:44	1188	Floyd, Brad		USA		202	M35-39	1:24:27	7:26	6:29:56	7:32	4:27:24
1432		12:37:05	238	Stallknecht, Peter		GER		5	M65-69	1:18:59	4:44	6:10:04	4:41	4:58:39
1433		12:37:20	1265	Fuente, Pablo		BEL	ESP	203	M35-39	1:15:19	10:47	6:45:51	15:06	4:10:18
1434		12:37:34	617	Rees, Daniel		USA		158	M45-49	1:18:44	4:49	6:17:46	6:06	4:50:11
1435		12:37:58	310	Ridgway, Diane		USA		2	W60-64	1:37:01	3:47	6:40:12	5:52	4:11:09
1436		12:38:23	405	Tibbetts, Cathy		USA		11	W55-59	1:15:04	4:28	6:09:38	6:47	5:02:28
1437		12:38:24	343	Leeper, Craig		USA		47	M55-59	1:13:38	5:24	6:08:30	6:53	5:04:01
1438		12:38:24	344	Greineisen, Bill		USA		46	M55-59	1:16:03	7:11	5:56:44	7:47	5:10:42
1439		12:38:30	1778	Corace, Sam		USA		86	M25-29	1:04:18	4:48	5:27:27	8:07	5:53:52
1440		12:38:50	678	Coiner, Julian		USA		159	M45-49	1:14:15	3:31	6:30:36	6:34	4:43:57
1441		12:40:44	1238	Taddei, Rodrigo		BRA		204	M35-39	58:53	3:19	5:14:31	8:05	6:15:58
1442		12:40:56	302	Honermann, Alfred		DEU	GER	20	M60-64	1:18:43	9:25	6:29:47	7:50	4:35:14
1443		12:41:04	1143	Small, Michele		USA		56	W40-44	1:21:56	4:54	6:42:56	5:41	4:25:40
1444		12:41:12	1142	Han, Seung Youn		KOR		57	W40-44	1:21:01	8:34	6:52:22	7:04	4:12:13
1445		12:41:33	208	Paxson, Dean		USA		1	M70-74	1:38:05	6:48	6:27:39	5:51	4:23:12
1446		12:41:44	385	Girard, Roger		CAN		48	M55-59	1:35:38	4:31	6:27:27	7:51	4:26:19
1447		12:41:49	1462	Holland, Patricia		USA		70	W35-39	1:30:51	3:46	6:40:49	5:00	4:21:27
1448		12:43:50	1185	Baumann, Matthias		GER		205	M35-39	1:29:56	4:48	6:21:49	5:45	4:41:34
1449		12:44:21	445	Garnitschnig, Reinhold		AUT		92	M50-54	1:06:26	3:41	5:33:32	4:53	5:55:51
1450		12:44:24	389	Bryden, Grant		CAN		49	M55-59	1:25:50	5:18	6:25:06	12:11	4:36:00
1451		12:44:26	1763	Hillesheim, Ross		USA		87	M25-29	1:23:31	5:46	6:42:31	7:08	4:25:32
1452		12:44:29	434	Cho, Yongmoon		KOR		93	M50-54	2:09:22	6:30	6:37:35	6:46	3:44:18
1453		12:45:32	321	Houbolt, Mary		USA		3	W60-64	1:24:49	5:02	6:03:30	7:01	5:05:12
1454		12:45:35	458	Twietmeyer, Tim		USA		94	M50-54	1:19:28	7:09	6:07:25	6:08	5:05:25
1455		12:45:45	1236	Pavoni, Ronan		PAN	ARG	206	M35-39	1:22:48	4:49	6:22:00	6:07	4:50:04
1456		12:46:11	486	Alford, Graeme		AUS		95	M50-54	1:14:32	3:30	5:55:21	6:56	5:25:54
1457		12:46:28	289	Ishihara, Satoshi		JPN		21	M60-64	1:37:05	5:08	6:27:58	8:05	4:28:15
1458		12:47:29	390	Siff, Barry		USA		50	M55-59	1:45:09	4:29	6:12:41	6:20	4:38:53
1459		12:48:00	925	Downing, Timothy		USA		227	M40-44	1:02:40	4:37	6:38:21	4:55	4:57:29
1460		12:48:01	285	Jones, Lowell		USA		22	M60-64	1:21:40	6:56	6:03:19	5:42	5:10:25
1461		12:48:16	1867	Curtis, Sophie		AUS		42	W25-29	1:21:04	6:43	6:50:15	7:05	4:23:12
1462		12:48:36	1058	Benitez-Nelson, Bryan		USA		228	M40-44	1:04:13	4:58	5:44:57	3:43	5:50:46
1463		12:48:41	1170	Sinclair, Alix		NZL		58	W40-44	1:24:34	5:06	6:55:14	3:43	4:20:06
1464		12:49:11	561	Lieb, Karen		USA		22	W50-54	1:34:12	4:13	6:27:39	5:52	4:37:17
1465		12:49:12	1038	Fajardo, Manuel		ECU		229	M40-44	1:10:05	2:57	5:50:00	8:02	5:38:10
1466		12:49:39	298	Song, Mark		USA		23	M60-64	1:08:41	6:46	6:29:31	9:50	4:54:53
1467		12:50:04	593	Scott, Wendell		USA		160	M45-49	1:13:51	6:05	5:52:15	7:54	5:30:01
1468		12:50:12	552	Howland, Jeri		USA		23	W50-54	1:09:57	4:22	6:36:53	5:47	4:53:15
1469		12:50:16	205	Pressler, Guenter		GER		2	M70-74	1:51:38	3:31	6:31:31	3:52	4:19:46
1470		12:50:25	1667	Hume, Emmy		GBR		60	W30-34	1:18:40	4:06	6:23:18	5:11	4:59:11
1471		12:50:41	1165	Spratt, Courtney		USA		59	W40-44	1:29:55	4:44	6:28:37	5:39	4:41:48
1472		12:50:53	220	Thorsen, Geoffrey		AUS		6	M65-69	1:24:19	6:16	6:25:02	6:17	4:49:02
1473		12:50:56	230	Girold, Bernard		NCL		7	M65-69	1:19:55	3:26	6:28:20	7:11	4:52:06

2010 FORD IRONMAN WORLD CHAMPIONSHIP RESULTS

OVERALL RESULTS

Place	Bla	Time	Numb	Lname	Fname	Cnt	Rep	Cpl	Category	Swim	Tr1	Bike	Tr2	Run
1474		12:51:03	226	Mueller, Peter		GER		8	M65-69	1:46:50	7:23	6:45:01	5:45	4:06:06
1475		12:51:07	924	Dewald, Stephen		USA		230	M40-44	1:07:49	5:30	6:13:12	5:32	5:19:05
1476		12:51:49	573	Best, Kathi		USA		24	W50-54	1:37:07	3:37	6:27:49	2:58	4:40:20
1477		12:51:50	930	Clancy, Edward		USA		231	M40-44	1:29:41	4:32	6:18:44	5:27	4:53:28
1478		12:52:58	255	Barry, Richard		USA		24	M60-64	1:18:05	8:23	6:22:20	6:32	4:57:40
1479		12:53:07	1222	Brandt, Andre		USA		207	M35-39	1:37:36	8:07	5:56:52	11:27	4:59:07
1480		12:53:18	1526	Walker, Brian		USA		150	M30-34	1:15:13	12:15	6:32:24	10:16	4:43:13
1481		12:53:24	714	Dehaspe, Luc		BEL		161	M45-49	1:27:07	6:18	6:46:05	6:36	4:27:20
1482		12:54:50	575	Dougherty, Roseann		USA		25	W50-54	1:18:14	5:35	6:29:56	8:57	4:52:10
1483		12:54:51	648	Old, David		USA		162	M45-49	1:20:09	4:13	5:54:14	5:27	5:30:50
1484		12:54:52	313	Fulton, Lyn		AUS		4	W60-64	1:26:23	4:37	7:04:54	7:37	4:11:23
1485		12:55:11	269	Ladewig, Rob		USA		25	M60-64	1:35:09	5:40	6:23:52	5:44	4:44:48
1486		12:55:27	599	Samuels, Shaun		USA		163	M45-49	1:01:16	5:23	6:12:43	11:04	5:25:02
1487		12:56:15	449	Kersch, Thomas		USA		96	M50-54	1:05:22	7:24	6:51:01	9:28	4:43:03
1488		12:57:15	365	Dana, Rick		USA		51	M55-59	1:37:28	5:57	6:04:56	8:43	5:00:13
1489		12:57:28	795	Smith, Lauren		USA		45	W45-49	1:01:33	3:47	5:37:03	3:14	6:11:53
1490		12:57:34	1263	Burke, Ryan		USA		208	M35-39	1:17:31	7:17	6:16:09	8:09	5:08:29
1491		12:58:05	396	Denise, Everitt		USA		12	W55-59	1:06:21	4:48	6:50:58	4:39	4:51:23
1492		12:58:21	163	Schauble, Chris		USA		232	M40-44	1:25:07	4:47	6:19:43	6:34	5:02:12
1493		12:58:26	513	Sharp, Michael		AUS		97	M50-54	1:20:53	6:10	6:40:15	5:29	4:45:41
1494		12:58:45	592	Housaman, Carol		USA		26	W50-54	1:21:11	4:52	6:55:32	8:04	4:29:09
1495		12:59:39	584	Shiba, Yoko		JPN		27	W50-54	1:41:50	6:35	6:57:03	6:10	4:08:03
1496		12:59:42	674	Loescher, Bradley		USA		164	M45-49	1:14:06	10:04	6:34:44	6:50	4:53:59
1497		12:59:44	362	Berryman, Gregory		USA		52	M55-59	1:17:05	6:49	6:35:34	6:25	4:53:52
1498		12:59:52	803	Iribarren, Yolanda		MEX		46	W45-49	1:37:55	5:06	6:16:39	5:49	4:54:25
1499		13:00:25	606	Horpestad, Barry		CAN		165	M45-49	1:27:36	5:23	6:29:48	6:03	4:51:36
1500		13:00:48	337	Whitman, Bob		USA		53	M55-59	1:37:54	7:57	6:25:55	7:33	4:41:31
1501		13:00:55	536	Roodzant, Hans		NLD		98	M50-54	1:01:09	5:08	5:55:59	7:33	5:51:09
1502		13:01:46	1553	Kahn, Dave		USA		151	M30-34	1:38:03	11:43	6:50:47	7:37	4:13:38
1503		13:01:57	299	Seltmann, Josef		GER		26	M60-64	1:24:21	4:36	6:43:14	5:20	4:44:28
1504		13:01:57	570	Bodenhofer, Conny		GER		28	W50-54	1:23:41	5:43	7:06:55	6:55	4:18:45
1505		13:02:24	319	Heideman, Edie		USA		5	W60-64	1:34:58	4:19	6:31:36	3:35	4:47:57
1506		13:04:01	566	Fritz, Ilse		ZAF		29	W50-54	1:16:40	6:00	6:57:18	10:17	4:33:48
1507		13:05:25	290	Wilson, Ron		AUS		27	M60-64	1:16:10	5:38	6:54:46	6:50	4:42:03
1508		13:05:59	393	Stanley, Robyn		AUS		13	W55-59	1:19:15	4:42	6:54:38	6:27	4:40:59
1509		13:06:08	1316	Miller, David		USA		209	M35-39	1:24:13	6:47	6:04:58	6:13	5:23:59
1510		13:06:12	257	Ewers Jr, Benjamin		USA		28	M60-64	1:22:03	4:45	5:56:41	6:07	5:36:38
1511		13:08:04	595	Clarke, Timothy		USA		166	M45-49	1:22:24	6:25	6:56:34	8:41	4:34:01
1512		13:08:15	454	McGill, Joe		CAN		99	M50-54	1:19:03	5:18	6:17:25	9:07	5:17:23
1513		13:08:26	450	Dwenger, Bob		USA		100	M50-54	1:32:43	9:41	6:15:36	7:42	5:02:46
1514		13:08:58	281	Okawa, Ikuo		JPN		29	M60-64	1:23:47	6:04	7:08:03	6:02	4:25:03
1515		13:10:45	284	Gruenbaum, Hubert		GER		30	M60-64	1:55:26	8:56	6:22:34	5:36	4:38:15
1516		13:11:42	394	Wallis, Susan		USA		14	W55-59	1:31:18	5:24	6:47:49	6:38	4:40:35
1517		13:12:08	1913	Trappe, Cari		USA		22	W18-24	1:20:14	3:38	6:17:33	4:04	5:26:41
1518		13:12:12	256	Dargin, Ian		USA		31	M60-64	1:36:41	5:29	6:20:39	11:27	4:57:57
1519		13:13:47	1950	Romano, Pasquale		USA		167	M45-49	1:18:48	6:19	6:00:16	4:40	5:43:45
1520		13:14:56	237	Metz, Martin		GER		9	M65-69	1:46:30	4:02	6:27:15	4:35	4:52:37
1521		13:15:27	175	Pyczynski, Loyal		USA		152	M30-34	1:24:04	4:44	6:54:18	7:20	4:45:03
1522		13:15:40	293	Wyper, Gord		USA	CAN	32	M60-64	2:02:57	11:33	6:30:38	10:15	4:20:19
1523		13:15:52	1930	Handy, Whitney		USA		23	W18-24	1:06:48	3:52	6:15:43	5:09	5:44:22
1524		13:16:32	179	Gruenfeld, Cherie		USA		1	W65-69	1:21:02	4:38	6:47:29	4:24	4:59:02
1525		13:18:05	893	Akesson, Marc		USA		233	M40-44	1:28:39	6:19	6:20:09	10:18	5:12:41

OVERALL RESULTS

Place	Bla	Time	Numb	Lname	Fname	Cnt	Rep	Cpl	Category	Swim	Tr1	Bike	Tr2	Run
1526		13:18:28	582	Shuler, Tamara		USA		30	W50-54	1:19:01	6:04	6:31:16	8:23	5:13:46
1527		13:19:09	851	Van Saun, Slaten		USA		234	M40-44	1:37:39	9:32	6:37:10	6:42	4:48:08
1528		13:19:20	229	Nakagawa, Ryuji		JPN		10	M65-69	1:47:32	6:15	6:56:43	4:40	4:24:12
1529		13:20:03	1109	Sheetz, Tara		USA		60	W40-44	1:25:35	5:16	6:35:06	3:57	5:10:11
1530		13:20:16	399	Hassell, Carol		USA		15	W55-59	1:15:32	5:56	6:09:57	8:44	5:40:11
1531		13:21:21	928	Ladd, Ryan		USA		235	M40-44	1:33:43	5:58	6:51:12	7:35	4:42:55
1532		13:21:31	800	Teszler, Sudie		USA		47	W45-49	1:46:47	7:13	6:36:09	6:41	4:44:44
1533		13:21:32	671	Burns, J.B.		USA		168	M45-49	1:15:36	6:47	6:46:16	7:13	5:05:42
1534		13:21:39	507	Warner, Greg		USA		101	M50-54	1:03:39	5:04	5:52:24	8:39	6:11:53
1535		13:22:19	261	Balfour, Scott		GBR		33	M60-64	1:25:32	5:29	6:56:42	5:27	4:49:11
1536		13:22:20	165	Barr, Amy		USA		71	W35-39	1:21:26	5:23	6:35:40	7:57	5:11:55
1537		13:22:34	408	Griffin, Laura		USA		16	W55-59	1:30:15	6:02	6:57:45	6:33	4:42:01
1538		13:22:34	209	Taki, Toyomi		JPN		3	M70-74	1:25:44	5:41	6:47:53	5:06	4:58:12
1539		13:22:38	403	Weaver, Elizabeth		USA		17	W55-59	1:21:33	7:25	7:03:05	8:51	4:41:46
1540		13:22:42	1370	Scheitzach, Clay		USA		210	M35-39	1:17:29	9:27	7:09:27	11:00	4:35:21
1541		13:23:59	1524	Bowe, Damon		USA		153	M30-34	1:04:37	5:37	6:10:09	5:08	5:58:30
1542		13:24:10	252	Grabow, Natalie		USA		2	W65-69	1:34:46	6:10	6:23:29	6:36	5:13:10
1543		13:24:46	1805	Custis, Eric		USA		88	M25-29	1:18:06	9:53	6:36:38	10:00	5:10:12
1544		13:25:21	1940	Rusin, Michael		USA		54	M55-59	1:57:00	5:29	6:49:01	7:57	4:25:55
1545		13:25:31	855	Lee, Steve		USA		236	M40-44	1:33:30	9:59	6:44:10	11:52	4:46:01
1546		13:25:51	236	Liebman, Marc		USA		11	M65-69	1:32:14	8:00	6:45:09	7:24	4:53:07
1547		13:26:12	564	Caiafa, Alison		AUS		31	W50-54	1:30:13	6:51	6:58:22	8:02	4:42:47
1548		13:26:31	1807	Rule, Anthony		AUS		89	M25-29	1:04:10	2:27	5:13:38	6:08	7:00:10
1549		13:27:26	514	Kleanthous, Mark		GBR		102	M50-54	1:13:50	6:54	6:43:50	8:11	5:14:43
1550		13:27:27	477	Seideman, Russ		USA		103	M50-54	1:21:24	9:24	6:42:17	10:30	5:03:53
1551		13:28:55	717	Mckee, Bruce		CAN		169	M45-49	1:15:49	12:36	6:11:41	14:16	5:34:35
1552		13:29:37	677	Holing, Clint		ZAF		170	M45-49	1:40:10	9:21	6:54:41	6:43	4:38:43
1553		13:31:23	307	Goodyear, Cullen		CAN		6	W60-64	1:17:00	3:42	7:00:50	7:28	5:02:25
1554		13:31:47	453	Kootman, Jeff		USA		104	M50-54	1:25:03	6:14	6:37:07	7:23	5:16:02
1555		13:34:17	524	Moustoukas, Allan		AUS		105	M50-54	1:09:15	3:38	5:36:15	4:37	6:40:35
1556		13:34:31	1435	Haura, Julie		USA		72	W35-39	1:50:14	4:31	6:52:08	5:56	4:41:44
1557		13:35:35	1931	Prat Dot, Cristina		ESP		24	W18-24	1:11:20	3:06	6:37:52	5:25	5:37:54
1558		13:35:40	376	Knobbe, Timothy		USA		55	M55-59	1:12:25	4:21	5:56:05	4:28	6:18:22
1559		13:35:42	1104	Allen, Jeffrey		USA		237	M40-44	1:25:08	5:05	6:39:10	7:31	5:18:51
1560		13:35:48	716	Burton, William		USA		171	M45-49	1:30:19	7:07	6:34:27	8:32	5:15:25
1561		13:36:21	594	Karoczkai, Peter		USA		172	M45-49	1:37:06	4:34	7:03:47	5:22	4:45:34
1562		13:38:19	892	Moore, Gerald		USA		238	M40-44	1:13:06	5:28	6:27:42	7:38	5:44:27
1563		13:38:47	608	Toner, Paul		USA		173	M45-49	1:15:11	10:44	6:56:10	7:25	5:09:20
1564		13:39:50	318	Carter, Karen		USA		7	W60-64	1:37:39	6:15	7:00:14	8:39	4:47:04
1565		13:40:03	578	Simmons, Alison		USA		32	W50-54	1:07:04	5:28	6:50:03	5:14	5:32:17
1566		13:40:04	1938	Gusman, Theresa		USA		33	W50-54	1:36:45	5:50	7:17:23	8:46	4:31:22
1567		13:40:12	982	Nossa, Robert		USA		239	M40-44	1:34:31	7:22	7:26:19	6:33	4:25:30
1568		13:41:05	1926	Boddy, Kathryn		USA		25	W18-24	1:24:18	6:27	7:07:06	8:49	4:54:27
1569		13:41:38	1102	Kaplan, Scott		USA		240	M40-44	1:22:08	7:01	6:51:32	9:48	5:11:13
1570		13:41:53	1039	Olsson, Mike		CAN		241	M40-44	1:43:35	5:55	6:21:36	6:38	5:24:11
1571		13:42:23	200	Tarkington, Al		USA		4	M70-74	1:24:14	8:33	6:32:53	5:21	5:31:25
1572		13:42:42	398	Rosen, Patricia		USA		18	W55-59	1:25:27	7:18	6:50:13	8:09	5:11:38
1573		13:43:08	206	Little, Roger		USA		5	M70-74	1:37:46	5:23	6:55:04	9:07	4:55:49
1574		13:43:31	164	Kramer, Tom		USA		242	M40-44	1:12:02	14:41	6:54:38	15:24	5:06:48
1575		13:43:53	610	Spiewok, Andreas		GER		174	M45-49	1:04:36	7:46	7:01:44	9:03	5:20:45
1576		13:44:24	224	Barker, Roger		CAN		12	M65-69	1:57:36	7:43	6:51:33	6:57	4:40:37
1577		13:44:58	413	Semeyn, Debra		USA		19	W55-59	1:37:44	6:52	6:41:09	6:08	5:13:07

2010 FORD IRONMAN WORLD CHAMPIONSHIP RESULTS

OVERALL RESULTS

Place	Bla	Time	Numb	Lname	Fname	Cnt	Rep	Cpl	Category	Swim	Tr1	Bike	Tr2	Run
1578		13:45:34	1119	Blake, Gillian		USA	GBR	61	W40-44	1:06:44	5:42	6:36:23	5:35	5:51:11
1579		13:45:48	202	Brunner, Eckhard		AUT		6	M70-74	1:59:49	5:00	6:42:39	6:32	4:51:50
1580		13:46:11	424	Riffel, Doris		GER		20	W55-59	1:44:14	4:19	6:57:49	6:51	4:52:59
1581		13:46:49	422	Perry, Anne		USA		21	W55-59	1:12:04	5:53	7:04:18	8:14	5:16:22
1582		13:47:00	416	Cameto, Edie		USA		22	W55-59	1:38:50	6:31	6:42:08	8:04	5:11:28
1583		13:48:25	984	Paterson, Richard		CAN		243	M40-44	1:22:43	8:23	6:37:14	9:14	5:30:52
1584		13:48:33	297	Hodel, Daniel		USA		34	M60-64	1:34:51	4:40	6:45:55	8:01	5:15:09
1585		13:49:17	1941	Christofferson, Randy		USA		106	M50-54	1:20:27	6:57	6:21:02	8:29	5:52:24
1586		13:51:06	315	Bondy, Ann		NZL		8	W60-64	1:38:02	4:13	7:02:20	5:26	5:01:07
1587		13:51:18	171	Cila, Sebastian		USA		211	M35-39	1:20:10	1:55	6:49:31	4:27	5:35:18
1588		13:51:23	985	Baker, Patrick		USA		244	M40-44	1:25:52	11:29	6:57:28	9:37	5:06:59
1589		13:51:30	161	Brenkus, John		USA		212	M35-39	1:06:43	6:56	6:23:47	8:21	6:05:45
1590		13:52:22	420	Golledge, Judith		AUS		23	W55-59	1:27:45	5:11	7:15:06	7:19	4:57:03
1591		13:54:06	828	Burns, Una		USA	IRL	48	W45-49	1:48:33	9:51	6:54:14	12:43	4:48:47
1592		13:54:53	427	Motto, Ed		USA		107	M50-54	1:29:58	7:53	6:44:53	11:57	5:20:13
1593		13:54:55	596	Gair, Christopher		GBR		175	M45-49	1:40:05	11:09	6:36:20	11:06	5:16:16
1594		13:55:03	268	Partel, Ken		USA		35	M60-64	1:39:48	6:30	6:15:47	9:05	5:43:55
1595		13:55:10	423	Schuckies, Pam		USA		24	W55-59	1:57:53	5:57	6:51:40	8:40	4:51:02
1596		13:56:00	228	Priest, Alan		USA		13	M65-69	1:35:46	6:06	7:01:34	8:54	5:03:42
1597		13:56:16	1898	Yannutz, Brian		USA		35	M18-24	1:36:53	4:53	7:07:03	6:51	5:00:38
1598		13:56:21	983	Price, Darren		USA		245	M40-44	1:23:31	13:15	7:05:16	10:31	5:03:50
1599		13:56:47	314	Goodacre, Mary		CAN		9	W60-64	1:44:12	6:53	7:00:46	8:00	4:56:57
1600		13:56:50	1264	Filippits, Norbert		AUT		213	M35-39	1:25:43	7:06	7:06:16	8:03	5:09:43
1601		13:57:01	267	Beehre, Gordon		NZL		36	M60-64	1:35:42	10:11	7:12:38	7:37	4:50:56
1602		13:59:13	1420	Hill, Julie		USA		73	W35-39	1:39:20	6:47	6:54:48	7:11	5:11:09
1603		13:59:26	189	Kojima, Yutaka		JPN		1	M75-79	1:25:52	8:43	7:11:29	11:29	5:01:56
1604		13:59:26	239	Yamaguchi, Hiroshi		JPN		14	M65-69	1:42:05	8:45	6:27:46	4:42	5:36:09
1605		13:59:30	889	Merz, Shane		USA		246	M40-44	1:44:02	10:35	6:44:36	13:42	5:06:37
1606		14:00:16	409	Collins, Linda		USA		25	W55-59	1:18:32	6:24	7:20:38	11:27	5:03:17
1607		14:00:34	1164	Hill, Monika		USA		62	W40-44	1:18:50	6:40	6:49:37	7:18	5:38:10
1608		14:00:36	166	Wright, Todd		USA		176	M45-49	1:38:29	3:27	6:32:08	5:35	5:40:58
1609		14:00:51	929	Pajaro, Michael		USA		247	M40-44	1:34:22	5:58	6:51:01	2:48	5:26:45
1610		14:01:06	193	Ottaway, Ron		USA		7	M70-74	1:37:26	6:40	7:02:50	8:12	5:06:00
1611		14:01:10	219	Schmidt, Siegfried		GER		15	M65-69	1:30:59	4:25	6:46:27	7:11	5:32:09
1612		14:01:25	254	Kagol, Steve		USA		37	M60-64	1:37:52	13:13	6:36:52	8:14	5:25:15
1613		14:02:05	233	Peters, Gene		USA		16	M65-69	1:32:06	6:31	6:45:31	7:48	5:30:11
1614		14:02:27	401	Watson, Janet		GBR		26	W55-59	1:46:34	7:55	7:11:17	10:34	4:46:10
1615		14:02:57	1136	Dewey, Kate		USA		63	W40-44	1:30:13	4:47	6:06:25	5:17	6:16:17
1616		14:03:15	821	Haeuser, Gabriele		GER		49	W45-49	1:46:07	5:01	7:04:05	8:07	4:59:57
1617		14:04:46	567	Reif-Acheson, Bobbi		USA		34	W50-54	1:06:31	9:57	7:18:47	6:55	5:22:38
1618		14:05:43	217	Ogawa, Tadayoshi		JPN		17	M65-69	1:20:44	7:43	7:23:35	6:56	5:06:47
1619		14:06:56	235	Prosperi, Luciano		MEX	ITA	18	M65-69	1:38:19	8:14	6:23:54	5:29	5:51:02
1620		14:07:00	1960	Abernathy, Justin		USA		214	M35-39	1:15:40	7:50	7:07:10	15:11	5:21:11
1621		14:07:00	1963	Abernathy, Jason		USA		215	M35-39	1:11:57	6:12	7:09:40	18:02	5:21:11
1622		14:07:21	1037	Tamayo Larranaga, Luis		MEX		248	M40-44	1:10:06	4:58	6:28:56	11:31	6:11:52
1623		14:07:45	201	Hoenig, Adalbert		GER		8	M70-74	1:31:03	8:02	6:40:08	9:02	5:39:32
1624		14:07:50	832	Newsome, Linda-Ann		USA		50	W45-49	1:29:02	8:03	6:53:43	6:16	5:30:48
1625		14:08:30	786	Irby, Della		USA		51	W45-49	1:30:29	5:56	6:07:25	7:06	6:17:36
1626		14:09:00	406	Goncalves, Maria		BRA		27	W55-59	1:25:37	8:39	7:20:59	8:01	5:05:46
1627		14:09:58	461	Black, Larry		USA		108	M50-54	58:59	3:21	5:17:21	4:54	7:45:25
1628		14:10:12	222	McClure, Robert		USA		19	M65-69	1:44:05	6:59	6:46:04	8:21	5:24:44
1629		14:11:01	437	Saturn, Martin		USA		109	M50-54	1:41:11	6:34	6:44:00	11:43	5:27:35

OVERALL RESULTS

Place	Bla	Time	Numb	Lname	Fname	Cnt	Rep	Cpl	Category	Swim	Tr1	Bike	Tr2	Run
1630		14:12:17	305	Webber, Hilary		GBR		10	W60-64	1:35:11	6:26	6:53:10	15:26	5:22:05
1631		14:12:49	891	Schulenberg, Jim		USA		249	M40-44	1:28:29	5:30	6:30:32	13:54	5:54:27
1632		14:13:01	1106	Kotytk, Alex		CAN		64	W40-44	1:37:03	8:28	6:51:05	8:32	5:27:55
1633		14:13:02	609	Graef, Martin		GER		177	M45-49	1:21:55	6:11	7:06:17	6:48	5:31:53
1634		14:13:22	309	Daly, Catharine		CAN		11	W60-64	1:34:28	8:01	7:34:00	5:36	4:51:19
1635		14:13:44	259	Fassler, Hansjorg		SWI		38	M60-64	1:31:35	4:24	6:31:14	5:28	6:01:05
1636		14:13:55	620	Nakamichi, Takeo		JPN		178	M45-49	1:22:49	7:33	6:37:13	9:18	5:57:05
1637		14:14:00	927	Schiavo, Ross		USA		250	M40-44	1:36:52	7:13	6:53:19	10:43	5:25:54
1638		14:15:17	395	Greenough, Glynis		GBR		28	W55-59	1:37:23	7:26	7:01:27	9:17	5:19:46
1639		14:17:04	352	Straub, Richard		USA		56	M55-59	1:26:13	4:45	6:53:45	6:38	5:45:45
1640		14:19:12	172	Durbal, Rajesh		USA		154	M30-34	1:17:54	7:53	7:07:40	9:29	5:36:18
1641		14:19:23	186	Brockenbrough, Roger		USA		2	M75-79	1:55:55	5:41	7:05:00	7:29	5:05:20
1642		14:19:40	1917	Lam, Amber		USA		26	W18-24	1:35:32	4:55	6:44:30	6:45	5:48:00
1643		14:19:41	1902	Lam, Matthew		USA		36	M18-24	1:28:00	6:27	6:41:08	9:29	5:54:38
1644		14:19:50	1632	Gallaher, Casey		USA		155	M30-34	1:22:14	12:41	7:11:56	11:33	5:21:28
1645		14:20:16	264	Spaulding, Will		USA		39	M60-64	1:22:21	11:57	7:30:01	9:00	5:06:59
1646		14:20:33	249	OniBeit, Elisabeth		GER		3	W65-69	1:55:57	4:54	6:59:27	6:59	5:13:18
1647		14:21:02	675	Bell, James		USA		179	M45-49	1:29:12	5:47	7:08:51	8:22	5:28:52
1648		14:21:12	1105	Alvarez, Luis		COL		251	M40-44	1:39:52	8:29	6:57:07	10:23	5:25:22
1649		14:21:16	1373	Pena, Israel		USA		216	M35-39	1:31:44	10:46	7:09:08	12:17	5:17:23
1650		14:21:38	853	Paredes, Ernesto		USA		252	M40-44	1:18:08	8:41	7:17:14	8:53	5:28:44
1651		14:22:20	1186	Stewart, Ross		USA	AUS	217	M35-39	1:23:02	8:54	7:35:09	6:11	5:09:06
1652		14:23:11	191	Fleming, Neil		NZL		9	M70-74	1:46:39	11:04	6:57:22	7:29	5:20:40
1653		14:23:37	1262	Buri, Marco		CAN		218	M35-39	1:51:24	8:35	7:10:01	8:27	5:05:10
1654		14:25:11	1707	Paredes, Laarni		PHL		61	W30-34	1:29:15	3:20	7:14:04	7:24	5:31:09
1655		14:25:32	1124	Racela, Ricci		USA		65	W40-44	1:15:38	4:28	6:36:39	7:01	6:21:49
1656		14:26:08	551	Cosgrove, Dean		USA		110	M50-54	1:31:23	8:54	6:48:16	11:44	5:45:52
1657		14:26:26	425	Luttermoser, Tom		USA		111	M50-54	1:32:19	9:41	7:00:04	10:33	5:33:52
1658		14:27:02	581	Hayes, Linda		USA		35	W50-54	1:37:50	7:16	7:09:52	10:16	5:21:50
1659		14:27:25	455	Jeha, John		USA		112	M50-54	1:02:51	4:07	6:48:16	5:50	6:26:23
1660		14:27:27	1421	Clague, Wendy		CAN		74	W35-39	1:24:58	7:10	7:18:24	10:41	5:26:16
1661		14:28:55	402	Jouault, Sarah		GBR		29	W55-59	1:33:06	5:58	7:33:33	7:24	5:08:56
1662		14:29:03	312	Nordstrand, Robyn		AUS	NZL	12	W60-64	1:36:24	8:10	7:03:22	9:48	5:31:22
1663		14:29:38	331	Langland, Jim		USA		57	M55-59	1:18:28	7:25	6:22:35	9:03	6:32:09
1664		14:30:42	549	Jones, Duane		USA		113	M50-54	1:25:52	6:51	6:54:30	9:59	5:53:31
1665		14:30:49	1267	Yadav, Yati		USA	CAN	219	M35-39	1:23:33	6:50	6:44:48	21:51	5:53:51
1666		14:32:04	204	Kobayashi, Tatsuo		JPN		10	M70-74	1:40:08	7:19	7:19:48	7:08	5:17:43
1667		14:33:59	806	Miyazawa, Sachie		JPN		52	W45-49	1:14:21	6:04	6:35:44	4:20	6:33:32
1668		14:34:34	258	Silva, Benedito		BRA		40	M60-64	1:34:16	8:04	7:00:02	7:17	5:44:56
1669		14:35:43	1184	Eppel, Daniel		USA		220	M35-39	1:14:17	11:36	7:11:26	7:00	5:51:25
1670		14:36:39	364	Weeks, Steven		USA		58	M55-59	1:34:14	19:47	6:47:24	10:28	5:44:47
1671		14:38:37	211	Giroux, Edward		USA		11	M70-74	1:24:11	10:56	7:16:19	9:01	5:38:12
1672		14:39:18	1259	Little, Robbie		USA		221	M35-39	1:34:18	8:01	7:27:50	11:05	5:18:06
1673		14:39:22	1591	Quiroz, Michael		USA		156	M30-34	1:21:59	8:38	7:03:27	14:52	5:50:29
1674		14:39:35	713	Taulman, Ottie		USA		180	M45-49	1:17:23	6:15	7:12:37	10:38	5:52:44
1675		14:43:52	474	Foulik, William		USA	FJI	114	M50-54	1:49:25	6:35	6:40:50	8:25	5:58:40
1676		14:45:00	173	Eldridge, Andrew		AUS		181	M45-49	1:34:13	7:16	6:41:44	9:10	6:12:39
1677		14:46:58	316	Sanders, Patty		USA		13	W60-64	1:50:04	8:27	7:14:31	8:53	5:25:06
1678		14:49:24	210	Litzel, Richard		USA		12	M70-74	1:42:30	6:38	7:09:17	6:13	5:44:48
1679		14:49:54	263	Przezdecki, Valentine		USA		41	M60-64	1:55:08	10:24	6:55:19	11:56	5:37:09
1680		14:49:57	397	Makimoto, Mieko		JPN		30	W55-59	2:15:39	1:15	7:37:07	8:46	4:47:12
1681		14:52:20	185	Endoh, Sumio		JPN		3	M75-79	1:36:48	10:38	7:27:48	8:20	5:28:48
1682		14:52:23	426	Wagner, John		USA		115	M50-54	1:34:32	9:33	7:05:57	7:53	5:54:30

2010 FORD IRONMAN WORLD CHAMPIONSHIP RESULTS

OVERALL RESULTS

Place	Bla	Time	Numb	Lname	Fname	Cnt	Rep	Cpl	Category	Swim	Tr1	Bike	Tr2	Run
1683		14:53:01	452	Knutsson, Carl		USA		116	M50-54	1:41:16	6:45	7:08:34	9:20	5:47:08
1684		14:53:07	336	Barnhart, Paul		USA		59	M55-59	1:14:08	10:00	6:30:43	9:18	6:49:01
1685		14:54:21	250	Minor, Wendy		USA		4	W65-69	1:25:25	4:37	7:16:45	6:17	6:01:19
1686		14:57:27	272	Sauber, William		USA		42	M60-64	1:31:29	7:22	6:27:38	8:57	6:42:02
1687		14:57:34	1959	Quinlan, Daniel		USA		222	M35-39	1:37:16	7:54	7:05:33	8:48	5:58:05
1688		15:01:24	304	Crawford, Sally		USA		14	W60-64	1:18:18	5:05	7:21:52	6:13	6:09:58
1689		15:02:54	1218	Morgan, Steve		AUS		223	M35-39	1:21:19	7:12	7:04:58	14:18	6:15:09
1690		15:03:34	1663	Wayner, Julia		USA		62	W30-34	1:38:01	5:04	7:12:15	17:43	5:50:32
1691		15:04:15	451	Pinker, Richard		AUS		117	M50-54	1:19:58	4:40	7:00:30	5:41	6:33:28
1692		15:06:51	1099	Killeen, Doug		USA		253	M40-44	1:27:51	5:05	6:19:01	6:38	7:08:18
1693		15:07:17	203	Lehr, Walter		GER		13	M70-74	2:00:29	8:17	7:18:39	9:23	5:30:31
1694		15:08:19	1217	Duhr, Oliver		GER		224	M35-39	1:36:46	7:57	7:06:04	12:06	6:05:28
1695		15:09:55	852	Mayer, Richard		USA		254	M40-44	1:23:41	7:46	7:06:48	12:01	6:19:41
1696		15:11:10	197	Greb, Horst		GER		14	M70-74	1:33:52	6:21	7:27:30	6:14	5:57:14
1697		15:13:24	260	Lansing, Dick		USA		43	M60-64	1:37:25	8:04	7:01:06	8:56	6:17:55
1698		15:13:34	511	Ishida, Noritake		JPN		118	M50-54	2:07:57	3:25	7:11:47	10:16	5:40:11
1699		15:14:38	1554	Miller, Nathan		USA		157	M30-34	1:35:50	7:55	7:27:25	8:01	5:55:28
1700		15:15:43	322	Miyamoto, Kiyono		JPN		15	W60-64	1:46:28	9:25	7:43:32	6:26	5:29:55
1701		15:15:47	1791	Tanaka, Yusuke		JPN		90	M25-29	1:07:42	5:26	6:48:17	7:20	7:07:03
1702		15:16:58	156	Treska, Clayton		USA		158	M30-34	1:31:49	6:17	7:06:14	5:18	6:27:22
1703		15:18:06	283	Wallace, Robert		USA		44	M60-64	1:16:25	7:10	7:35:16	8:15	6:11:01
1704		15:18:48	240	Gilbert, Neil		AUS		20	M65-69	1:41:46	10:14	6:50:15	16:01	6:20:34
1705		15:20:16	207	Warner, Courtney		CAN		15	M70-74	1:39:46	9:50	7:31:54	8:37	5:50:11
1706		15:22:02	234	Miller, Preston		USA		21	M65-69	1:48:44	11:10	7:05:58	12:09	6:04:02
1707		15:22:06	712	Wojcik, Thaddeus		USA		182	M45-49	1:36:49	11:06	7:49:08	22:05	5:23:00
1708		15:22:13	241	Bennett, Lewis		USA		22	M65-69	1:42:45	8:24	7:07:13	15:24	6:08:28
1709		15:22:39	822	Sturm, Dene		USA		53	W45-49	1:18:43	7:57	7:31:36	15:43	6:08:42
1710		15:23:08	1315	Dillon, Brian		USA		225	M35-39	1:21:26	7:33	7:33:14	9:49	6:11:08
1711		15:24:39	199	Heins, Bob		USA		16	M70-74	1:35:46	8:26	7:25:51	11:29	6:03:09
1712		15:25:18	1162	Viault, Laurie		USA		66	W40-44	1:47:20	8:35	7:39:27	8:11	5:41:47
1713		15:27:30	245	Woodworth, Cheryl		USA		5	W65-69	2:03:06	5:43	7:16:26	8:23	5:53:55
1714		15:28:18	216	Strott, Jurgen		GER		23	M65-69	1:53:59	5:15	7:17:49	5:44	6:05:33
1715		15:29:40	306	Cronenberg, Melodie		USA		16	W60-64	1:33:37	8:48	7:13:31	12:33	6:21:13
1716		15:29:46	1036	Oringderff, Brian		USA		255	M40-44	1:34:21	16:58	7:41:42	14:17	5:42:31
1717		15:29:59	218	Ensslen, Dick		CAN		24	M65-69	1:44:45	7:43	7:44:40	10:28	5:42:24
1718		15:31:25	338	Slight, Stephen		USA		60	M55-59	1:37:57	6:07	7:27:30	8:26	6:11:28
1719		15:33:02	325	Llaguno, Aloysius		USA	PHL	61	M55-59	1:49:24	8:42	7:36:21	8:13	5:50:25
1720		15:33:23	834	James, Lisa		USA		54	W45-49	1:24:25	4:55	6:07:45	9:30	7:46:51
1721		15:35:48	673	Begg, Tom		USA		183	M45-49	1:19:51	12:28	7:42:50	20:21	6:00:20
1722		15:36:04	809	Rosane, Katy		USA		55	W45-49	1:22:34	7:36	6:15:15	13:11	7:37:30
1723		15:38:54	490	Hugues, Joel		FRA	FXX	119	M50-54	1:11:54	4:40	5:38:02	10:44	8:33:36
1724		15:39:42	476	Belcher, Peter		USA		120	M50-54	1:47:45	10:25	6:56:32	12:11	6:32:52
1725		15:40:31	213	Maroon, Joseph		USA		17	M70-74	1:53:54	8:30	6:57:42	8:55	6:31:32
1726		15:41:22	246	Brocklesby, Edwina		GBR		6	W65-69	2:05:35	4:25	7:56:07	6:34	5:28:43
1727		15:42:23	438	Vasconcellos, Ricardo		BRA		121	M50-54	1:32:31	11:28	7:44:42	11:59	6:01:46
1728		15:42:31	784	Wendorf, Debra		USA		56	W45-49	1:54:13	5:38	7:24:42	6:56	6:11:04
1729		15:44:56	188	Tomita, Satoshi		JPN		4	M75-79	1:51:36	7:24	7:29:22	9:41	6:06:55
1730		15:45:19	391	MacDonald, Kirk		USA		62	M55-59	1:49:53	7:22	7:30:26	13:05	6:04:35
1731		15:46:24	598	Kober, Keith		USA		184	M45-49	1:43:23	15:27	6:56:48	15:49	6:34:59
1732		15:48:40	180	Hollander, Lew		USA		1	M80+	1:50:11	4:05	7:14:10	6:00	6:34:15
1733		15:49:20	248	Bivens, Karin		USA		7	W65-69	1:46:43	8:17	7:16:38	7:46	6:29:58
1734		15:51:12	475	Favreau, Jim		USA		122	M50-54	1:52:34	6:29	7:25:32	6:30	6:20:09

OVERALL RESULTS

Place	Bla	Time	Numb	Lname	Fname	Cnt	Rep	Cpl	Category	Swim	Tr1	Bike	Tr2	Run
1735		15:53:10	439	Weston, John		USA		123	M50-54	1:38:09	8:36	7:32:38	6:54	6:26:56
1736		15:53:18	847	Hobson, Jacqueline		GBR		57	W45-49	1:27:49	5:13	7:46:18	6:59	6:27:01
1737		15:53:53	718	Truluck, Charles		USA		185	M45-49	1:40:42	4:44	7:23:36	9:28	6:35:24
1738		15:54:11	1678	Osias, Alexandra		USA		63	W30-34	1:32:04	10:51	7:19:54	12:23	6:39:02
1739		15:54:39	850	Zerressen, Dirk		GER		256	M40-44	1:27:49	8:14	7:13:19	7:55	6:57:24
1740		15:59:41	558	McLellan, SuSon		USA		36	W50-54	1:53:15	10:23	7:45:29	10:11	6:00:26
1741		15:59:48	308	Bahurinsky, Morgen		USA		17	W60-64	2:07:04	7:09	7:38:43	6:43	6:00:11
1742		16:00:25	926	Hagele, David		USA		257	M40-44	1:22:56	9:54	7:50:27	12:52	6:24:18
1743		16:03:03	262	Minkoff, David		USA		45	M60-64	1:23:57	11:13	7:21:12	9:27	6:57:15
1744		16:03:17	253	Teuber, Leslye		USA		8	W65-69	2:00:35	5:15	7:31:39	11:51	6:14:00
1745		16:04:03	1825	O'Connor, Laura		USA		43	W25-29	1:41:02	8:02	8:00:41	8:13	6:06:06
1746		16:04:27	1436	Reeves, Cindy		USA		75	W35-39	1:33:27	10:17	7:59:48	12:05	6:08:53
1747		16:04:42	636	Fritz, Kenneth		USA		186	M45-49	1:42:33	9:09	7:09:46	10:37	6:52:39
1748		16:06:08	320	Wiebe, Sandi		USA		18	W60-64	1:30:06	4:43	7:08:53	10:08	7:12:21
1749		16:07:14	597	Caniza, Nestor		USA		187	M45-49	1:42:21	8:48	7:45:55	13:35	6:16:36
1750		16:11:51	225	Snyder, Richard		USA		25	M65-69	1:20:20	6:51	7:17:47	43:10	6:43:44
1751		16:12:01	1730	Rishovd, Will		USA		91	M25-29	1:19:02	5:04	6:58:59	18:38	7:30:20
1752		16:12:37	1683	Higgins, Sarah		USA		64	W30-34	1:36:28	8:12	7:01:47	9:43	7:16:30
1753		16:13:30	196	Holman, John		USA		18	M70-74	1:51:34	5:42	7:36:28	5:49	6:34:00
1754		16:13:33	195	Elmitt, Garry		USA		19	M70-74	1:38:10	7:35	7:22:11	6:18	6:59:21
1755		16:15:24	833	Candilora, Debora		USA		58	W45-49	1:31:27	6:18	7:24:53	10:09	7:02:39
1756		16:15:39	192	Von Schrader, Georg		GER		20	M70-74	1:55:32	6:12	7:58:17	12:03	6:03:36
1757		16:20:30	190	Anderson, Harriet		USA		1	W75-79	1:48:25	8:12	7:34:53	10:02	6:39:00
1758		16:26:58	154	Haller, Gordon		USA		46	M60-64	1:41:05	10:54	7:10:11	10:08	7:14:41
1759		16:27:01	1371	Juszyk, Glen		USA		226	M35-39	1:44:16	8:06	7:49:48	8:20	6:36:32
1760		16:27:24	1631	Davenport, William		USA		159	M30-34	1:34:38	9:31	7:06:37	10:32	7:26:08
1761		16:27:26	231	Gilles, Jean Pierre		USA		26	M65-69	1:50:09	9:50	7:14:32	8:43	7:04:14
1762		16:28:10	1944	Wight, Robert		USA		124	M50-54	1:33:40	9:17	7:11:31	13:04	7:20:41
1763		16:30:41	274	Burke, Paul		USA		47	M60-64	2:01:21	10:56	7:19:03	11:13	6:48:10
1764		16:34:27	1555	Grabell, Daniel		USA		160	M30-34	1:32:22	7:29	8:01:28	8:45	6:44:25
1765		16:36:28	680	Mallon, Michael		USA		188	M45-49	1:47:28	6:59	8:16:05	7:33	6:18:24
1766		16:37:44	303	Topaz, Aida		CHL		19	W60-64	1:54:23	6:19	7:40:53	6:10	6:50:01
1767		16:43:49	243	McDowell-Cramer, Peggy		USA		9	W65-69	1:30:25	3:40	7:57:22	4:41	7:07:43
1768		16:44:12	1108	Hunt, Lauren		USA		67	W40-44	1:30:18	12:03	7:47:01	49:21	6:25:31
1769		16:51:38	374	Smallwood, Brian		USA		63	M55-59	1:26:38	13:44	8:17:52	9:29	6:43:57
1770		16:57:22	1187	Johnson, Scott		USA		227	M35-39	1:52:54	9:09	8:06:19	13:00	6:36:02
1771		16:59:13	247	Curl, Kathryn		USA		10	W65-69	2:00:37	6:40	8:12:46	11:31	6:27:42
1772			9010	test chip,										
1773	DNF		35	Bayliss, Stephen		GBR			MPRO	51:29	1:59			
1774	DNF		13	Hecht, Mathias		SWI			MPRO	51:32	1:53			
1775	DNF		51	Fontana, Daniel		ITA			MPRO	51:35	1:58	4:50:07	2:37	
1776	DNF		40	Aigroz, Mike		SWI	JAM		MPRO	51:40	1:51	4:46:00	2:30	
1777	DNF		20	Vuckovic, Stephan		GER			MPRO	53:50	2:02	4:58:43		
1778	DNF		56	Neyedli, Scott		SCO			MPRO	53:51	2:29			
1779	DNF		60	Raphael, Jan		GER			MPRO	53:55	1:57	4:58:46		
1780	DNF		124	Crawford, Gina		NZL			WPRO	55:55	2:11	5:33:26	7:22	
1781	DNF		30	Kotshegarov, Kirill		EST			MPRO	57:06	2:14			
1782	DNF		105	Keat, Rebekah		AUS			WPRO	57:47	2:02			
1783	DNF		117	Morrison, Catriona		GBR			WPRO	57:49	2:34	5:06:17	3:04	
1784	DNF		140	Goos, Sofie		BEL			WPRO	1:01:46	1:42	5:18:43	4:01	
1785	DNF		144	Leder, Nicole		GER			WPRO	1:01:55	2:07	5:47:48	3:46	
1786	DNF		141	Jesberger, Heidi		GER			WPRO	1:02:02	2:11	6:07:51	5:08	
1787	DNF		52	Goerke, Nils		GER			MPRO	1:04:14	1:59			

2010 FORD IRONMAN WORLD CHAMPIONSHIP RESULTS

OVERALL RESULTS

Place	Bla	Time	Numb	Lname	Fname	Cnt	Rep	Cpl	Category	Swim	Tr1	Bike	Tr2	Run
1788	DNF		109	Wallenhorst, Sandra		GER			WPRO	1:07:16	2:05	5:08:18		
1789	DNF		143	Kozulina, Tamara		UKR			WPRO	1:07:30	2:29	5:21:26	3:05	
1790	DNF		138	Cooper-Scott, Haley		USA			WPRO	1:07:47	2:14	5:29:12	3:50	
1791	DNF		151	Tesar, Barbara		AUT			WPRO	1:21:12	2:22			
1792	DNF		1765	Schaning, Brian		USA			M25-29	56:27	2:22	5:32:35		
1793	DNF		1908	Pickhardt, Mark		USA			M18-24	57:34	2:35	5:30:04	3:23	
1794	DNF		831	Robb, Linda		USA			W45-49	59:49	2:50			
1795	DNF		1723	Newcomer, Meghan		USA			W30-34	59:49	2:26	5:28:23	2:22	
1796	DNF		1774	Hyde, Daniel		AUS			M25-29	1:00:40	2:54			
1797	DNF		531	Lamie, Michael		USA			M50-54	1:00:51	4:20			
1798	DNF		1891	Altenbuchner, Philipp		GER			M18-24	1:01:27	4:20			
1799	DNF		1493	Gowans, Jenny		GBR			W35-39	1:02:16	3:16	5:31:35	4:22	
1800	DNF		368	McCarthy, Leo		USA			M55-59	1:02:55	2:42	5:35:18	7:41	
1801	DNF		1095	Dudley, Taylor		USA			M40-44	1:04:28	6:26	5:29:45	6:35	
1802	DNF		1258	Mueller, Christian		GER			M35-39	1:04:42				
1803	DNF		1680	Parks, Chrissy		USA	CAN		W30-34	1:04:46	2:23	5:32:00	4:22	
1804	DNF		1650	Jander, Pierre		GER			M30-34	1:04:50	2:29	5:41:32	3:30	
1805	DNF		625	Cascio, David		USA			M45-49	1:05:55				
1806	DNF		1212	Schubnell, Frank		GER			M35-39	1:06:11	3:58			
1807	DNF		360	Moats, Kevin		USA			M55-59	1:06:41	2:51	5:11:38	3:43	
1808	DNF		459	Cali, Laurent		USA			M50-54	1:06:50	4:36			
1809	DNF		1116	Tiedeken, Iris		SWI	GER		W40-44	1:06:52	3:28			
1810	DNF		1126	Bakk, Britni		USA			W40-44	1:06:54	2:33	5:35:11	2:11	
1811	DNF		1310	Philippe, Jerome		BEL			M35-39	1:07:46	3:25	4:58:47	3:17	
1812	DNF		1442	Morris, Maggs		USA			W35-39	1:08:06	3:07	6:02:53	11:50	
1813	DNF		1580	In t Velt, Bart		NLD			M30-34	1:09:02	3:37	5:12:45	4:34	
1814	DNF		1665	Kemp, Shannon		CAN			W30-34	1:10:11	3:48	5:49:44	7:04	
1815	DNF		579	Cuder, Isabella		AUT			W50-54	1:11:07	4:48	6:44:36		
1816	DNF		691	Gompers, Paul		USA			M45-49	1:11:53	4:47	5:20:15	4:02	
1817	DNF		273	Humbold, Reinhold		GER			M60-64	1:14:16	3:23	5:28:12	3:11	
1818	DNF		658	Melmer, Dietmar		AUT			M45-49	1:15:22	3:21	4:55:12	4:30	
1819	DNF		1945	O'Brien, John		USA			M50-54	1:17:48	8:01	5:57:20	8:35	
1820	DNF		1287	Cartwright, Travis (Jack)		GBR	USA		M35-39	1:18:05				
1821	DNF		1269	Bruni, Niccolo		ITA			M35-39	1:22:40	11:23			
1822	DNF		1490	Larsson, Camilla		SWE			W35-39	1:23:34	3:17			
1823	DNF		844	Endsley, Suzanne		USA			W45-49	1:25:27	4:00	5:56:53	5:15	
1824	DNF		823	Pierson, Susan		USA			W45-49	1:25:38	4:41	6:05:00	5:26	
1825	DNF		421	Dees, Kyle		USA			W55-59	1:25:40	5:12	6:42:31	7:53	
1826	DNF		1942	Brown, Ray		USA			M50-54	1:29:49	4:31			
1827	DNF		591	Bette, Regine		GER			W50-54	1:30:26	4:11	6:08:23	5:57	
1828	DNF		895	Kelly, Brendan		USA			M40-44	1:30:48	6:11			
1829	DNF		404	Kaulmann, Karin		GER			W55-59	1:35:12	3:10	6:37:30	5:39	
1830	DNF		569	Kollar, Elizabeth		USA			W50-54	1:35:35	5:04	7:38:16		
1831	DNF		184	Temple, Hunter		USA			M75-79	1:35:36	5:03	7:38:16		
1832	DNF		366	White, Michael		USA			M55-59	1:36:36	2:03	6:30:30	2:40	
1833	DNF		159	Puchalski, Patricia		USA			W60-64	1:40:07	10:58			
1834	DNF		167	Downing, Tricia		USA			WHCycle	1:40:49	4:18			
1835	DNF		223	Lynch, Jack		USA			M65-69	1:42:01	12:11	7:32:54	21:15	
1836	DNF		1107	Lancaster, Laura		USA			W40-44	1:44:22	10:24			
1837	DNF		324	Gerlach, Leslie		USA			W60-64	1:44:24	10:43	7:42:25	10:15	
1838	DNF		251	Taubner, Nancy		CAN			W65-69	1:50:35	9:26	7:58:21	11:45	
1839	DNF		214	Shapiro, Mickie		USA			W70-74	1:53:56	5:51			

2010 FORD IRONMAN WORLD CHAMPIONSHIP RESULTS

1840 DNF 244 Rupert, Lenore USA W65-69 1:56:00 8:31

Place	Bla	Time	Numb	Lname	Fname	Cnt	Rep	Cpl	Category	Swim	Tr1	Bike	Tr2	Run
1841	DNF		182	Henderson, Neal		USA			M75-79	1:57:00	11:31			
1842	DNF		198	Fahrback, James		USA			M70-74	1:59:32	5:48			
1843	DNF		157	Garlett, Kyle		USA			M35-39	2:01:39	14:21			
1844	DNF		473	Ridao, Richard		USA			M50-54	2:02:48	6:36			
1845	DNF		183	Francis, Vivian		ZAF			M75-79	2:03:48	11:51			
1846	DNF		187	Heycke, Dieter		USA			M75-79	2:12:34	12:19	7:37:04	9:20	
1847	DNF		181	Cokan, France		USA	SVN		M75-79	2:14:37	7:37	7:25:11	9:00	
1848	DNF		215	Williams, Bobbie		USA			W70-74	2:14:42	8:55			



2010 FORD IRONMAN WORLD CHAMPIONSHIP RESULTS

AGE GROUP RESULTS

Men 18 - 24 Awards

Place	Bla	Time	Numb	Lname	Fname	Cnt	Rep	Swim	Tr1	Bike	Tr2	Run
1		08:55:26	1884	Schmid, Stefan		GER		58:35	3:05	4:53:13	4:42	2:55:53
2		09:02:19	1895	Franks, Logan		USA		1:07:08	2:54	4:47:14	3:10	3:01:54
3		09:11:46	1882	Kufner, Sebastian		GER		58:36	2:16	4:40:22	2:32	3:28:03
4		09:25:02	1885	Sommer, Andreas		GER		1:01:24	2:17	4:58:34	3:30	3:19:19
5		09:33:38	1875	Beardall, Timothy		AUS		1:04:20	3:18	4:40:27	3:10	3:42:24
6		09:36:24	1894	Richard, Steve		USA		1:01:24	2:48	5:02:45	3:26	3:26:03
7		09:36:31	1892	Spackman, Todd		AUS		1:02:15	2:15	5:07:53	2:43	3:21:27
8		09:39:39	1876	Tryoen, Jonathan		FRA		54:42	2:20	5:07:40	7:40	3:27:19
9		09:42:13	1872	Cleasby, Joseph		AUS		1:04:23	3:18	5:08:31	3:36	3:22:27
10		09:42:41	1904	Baldwin, Nick		GBR	SYC	1:04:38	2:21	5:05:34	2:47	3:27:23
11		09:45:47	1888	Snyder, DJ		USA		1:06:16	3:15	5:16:16	2:13	3:17:50
12		09:47:39	1899	Burton, Matthew		AUS		1:05:11	2:42	4:59:52	3:03	3:36:53
13		09:51:30	1893	Powell, Benjamin		GBR		1:03:07	2:15	4:59:26	3:12	3:43:32
14		09:52:45	1870	McMurray, Ben		USA		1:07:33	3:29	5:08:50	3:07	3:29:47
15		09:52:49	1896	Turner, Andrew		USA		56:24	2:41	5:20:39	3:00	3:30:07
16		09:57:08	1879	Schommer, Marc		USA		1:00:23	2:38	5:11:23	2:28	3:40:19
17		10:08:14	1905	Tejada, Raul		GTM		1:01:21	3:34	5:19:13	3:35	3:40:33
18		10:24:03	1878	D'Ambrosia, Christopher		USA		54:37	7:02	5:29:14	7:26	3:45:46
19		10:27:02	1883	Mokros, Christian		GER		1:00:08	3:28	5:18:10	4:30	4:00:48
20		10:30:50	1881	Spacek, Petr		CZE		1:05:19	5:03	5:21:15	4:12	3:55:03
21		10:31:06	1901	Ayres Netto, Gustavo		BRA		1:03:14	4:04	5:09:12	7:04	4:07:35
22		10:31:22	1903	Dion, Tommy		CAN		1:15:01	4:12	5:31:15	3:20	3:37:37
23		10:32:50	1890	Dyszelski, Justin		USA		1:17:33	4:07	5:32:49	6:36	3:31:47
24		10:33:45	1900	Vervisch, Michiel		BEL		1:11:59	3:13	5:23:19	4:45	3:50:30
25		10:43:00	1880	Malott, Marc		USA		1:14:20	3:18	5:43:56	4:29	3:36:59
26		10:51:18	1907	Kino, Kozo		JPN		1:04:37	3:01	5:51:11	6:34	3:45:57
27		10:57:18	1873	Erlachner, Yannick		SWI		1:17:38	2:35	5:28:20	4:53	4:03:54
28		11:00:26	1909	Brett, Edward		GBR		1:21:28	3:05	5:39:49	3:38	3:52:27
29		11:01:33	1886	Carr, John		GBR		1:06:03	3:43	5:47:45	3:36	4:00:29
30		11:06:03	1897	Herrick, Justin		USA		1:01:30	4:07	5:55:03	3:56	4:01:29
31		11:07:31	1887	Petermann, Theodore		USA		1:08:57	4:47	5:39:30	3:21	4:10:59
32		11:56:41	1906	Flanagan, Will		USA		1:37:32	5:40	5:55:14	4:48	4:13:29
33		12:22:26	1910	Perea, Brandon		USA		1:11:27	6:35	6:11:10	10:29	4:42:47
34		12:35:16	1889	Luginbill, Mike		USA		1:23:59	4:38	6:40:01	4:55	4:21:44
35		13:56:16	1898	Yannutz, Brian		USA		1:36:53	4:53	7:07:03	6:51	5:00:38
36		14:19:41	1902	Lam, Matthew		USA		1:28:00	6:27	6:41:08	9:29	5:54:38
37	DNF		1908	Pickhardt, Mark		USA		57:34	2:35	5:30:04	3:23	
38	DNF		1891	Altenbuchner, Philipp		GER		1:01:27	4:20			



2010 FORD IRONMAN WORLD CHAMPIONSHIP RESULTS

AGE GROUP RESULTS

Men 25 - 29 Awards

Place	Bla	Time	Numb	Lname	Fname	Cnt	Rep	Swim	Tr1	Bike	Tr2	Run
1		08:40:43	1808	Delsaut, Trevor		FXX	FRA	59:22	2:14	4:44:12	2:18	2:52:39
2		08:55:53	1812	Vittrup-Pedersen, Mads		DNK		1:03:05	2:32	4:51:43	2:16	2:56:18
3		08:57:35	1811	Wetzel, Michael		GER		59:20	2:17	4:55:39	2:12	2:58:09
4		08:58:05	1766	Taddonio, Kevin		USA		1:03:08	2:50	4:48:55	2:52	3:00:23
5		09:01:56	1777	Salom, Jose		ESP		1:04:24	3:41	4:54:37	2:23	2:56:54
6		09:10:20	1809	Raff, Gabriel		ARG		59:27	3:21	4:42:56	3:47	3:20:51
7		09:11:57	1796	Visin, Kyle		USA		59:24	2:12	5:01:07	2:32	3:06:44
8		09:12:10	1787	Fricke, Lars		GER		57:30	1:59	4:58:01	3:31	3:11:12
9		09:14:27	1784	Droell, Martin		GER		59:24	2:45	5:00:53	2:13	3:09:13
10		09:18:59	1773	Coble, Christopher		USA		53:00	3:14	4:56:30	3:09	3:23:08
11		09:22:07	1813	Egea Caceres, Aritz		ESP		58:19	1:59	5:00:33	2:35	3:18:42
12		09:25:05	1767	Safrana, Pablo		AUS		58:54	3:06	5:02:35	3:16	3:17:16
13		09:26:57	1732	Esser, Olivier		BEL		1:00:09	2:38	4:58:20	3:01	3:22:50
14		09:27:15	1821	Wheeler, Patrick		USA		1:00:07	4:02	5:14:57	4:40	3:03:31
15		09:27:46	1741	Codinach, Alberto		ESP		1:00:13	3:47	5:06:06	2:39	3:15:04
16		09:28:09	1779	Mueller, Frank		GER		58:50	2:45	5:03:12	2:52	3:20:32
17		09:29:59	1816	Bischof, Marcel		GER		1:05:02	2:56	5:03:00	7:54	3:11:09
18		09:30:09	1795	Hooke, Alex		USA		57:33	3:46	5:07:30	3:28	3:17:54
19		09:30:50	1792	Killian, Robert		USA		1:14:34	3:27	4:59:51	3:01	3:09:58
20		09:32:51	1761	Gerlach, Thomas		USA		1:00:58	2:35	4:59:22	3:29	3:26:29
21		09:33:10	1770	Lewis, Richard		AUS		57:46	3:06	5:07:04	3:21	3:21:55
22	DQ	09:34:14	1823	Bednarz, Blake		USA		59:51	2:51	4:51:49	2:55	3:36:50
23		09:37:02	1775	Brown, Nicholas		USA		59:08	3:31	5:09:40	2:58	3:21:47
24		09:38:48	1800	Della Giacoma, Luca		SWI		1:08:06	3:28	4:41:49	6:11	3:39:16
25		09:39:41	1749	Pernold, Daniel		AUT		1:01:18	3:26	5:04:36	3:09	3:27:15
26		09:40:14	1756	Smith, Jeff		USA		59:24	3:43	5:08:25	4:26	3:24:17
27		09:40:20	1782	Jungbluth, Uwe		GER		1:17:51	2:57	5:08:10	2:51	3:08:33
28		09:41:06	1739	De Neve, Pieter		BEL		1:17:00	2:29	5:01:49	3:34	3:16:17
29		09:42:35	1736	Bucek, Michal		HKG	SVK	1:00:13	4:36	5:17:10	3:28	3:17:10
30		09:43:39	1769	De Vilder, Tim		BEL		1:00:31	2:53	5:15:48	2:57	3:21:32
31		09:44:05	1771	Gordon, Adam		AUS		1:05:53	3:46	5:09:51	2:54	3:21:44
32		09:45:09	1747	Rohleder, Michael		GER		1:03:35	3:07	5:02:34	3:40	3:32:16
33		09:45:43	1820	Scheltinga, Diederik		NLD		1:01:36	3:42	5:08:10	4:12	3:28:05
34		09:45:45	1801	Close, Gregory		USA		1:06:23	4:08	5:07:03	3:04	3:25:09
35		09:46:47	1735	Edmonds, Tony		NZL		53:04	2:49	5:19:54	2:42	3:28:20
36		09:47:46	1780	Lebrat, David		FRA		1:06:39	6:16	5:18:07	7:50	3:08:56
37		09:48:23	1786	Frank, Jason		USA		1:04:22	5:24	5:11:23	4:02	3:23:15
38		09:48:33	1743	Cain, Ryan		CAN		1:01:57	2:53	4:58:29	2:27	3:42:49
39		09:48:37	1810	Garcia, Derek		USA		1:01:08	3:10	5:07:27	3:24	3:33:30
40		09:50:12	1818	Wall, Brad		AUS		1:01:37	2:37	5:11:03	2:33	3:32:23
41		09:50:18	1772	Hannan, Bryn		AUS		1:02:14	3:37	5:08:40	4:09	3:31:40
42		09:53:13	1742	Greenfield, Benjamin		USA		1:01:20	4:13	5:12:56	3:35	3:31:10
43		09:55:55	1733	Bamber, Geoff		GBR		1:14:44	2:43	5:11:07	3:16	3:24:07
44		09:56:49	1746	Kriegl, Flo		AUT		1:00:05	3:05	4:55:55	6:50	3:50:56
45		09:57:03	1734	Bakowski, Thomas		AUS		1:05:20	3:41	5:04:49	4:29	3:38:46
46		09:57:15	1824	Lopez, Thomas		USA		1:00:32	3:38	5:06:22	2:53	3:43:52
47		09:58:13	1783	Yamamoto, Shinji		JPN		1:05:49	4:20	5:32:25	3:34	3:12:07
48		09:59:06	1814	Monroe, Kyle		USA		1:24:50	2:47	5:21:53	2:34	3:07:03
49		10:02:33	1819	Charlton-Weedy, Edward		GBR		1:03:14	3:03	5:18:31	4:06	3:33:41
50		10:04:00	1755	Baztarrika, Iker		ESP		1:11:08	4:04	5:16:07	4:01	3:28:43

2010 FORD IRONMAN WORLD CHAMPIONSHIP RESULTS

AGE GROUP RESULTS

Place	Bla	Time	Numb	Lname	Fname	Cnt	Rep	Swim	Tr1	Bike	Tr2	Run
51		10:05:55	1806	Cochrane, Simon		NZL		1:05:06	4:49	5:27:16	4:12	3:24:33
52		10:07:01	1785	Wyss, Patric		SWI		1:04:19	2:13	5:24:11	4:30	3:31:51
53		10:07:41	1768	Sanchez, Mauricio		MEX		1:15:39	4:43	5:16:09	5:25	3:25:48
54		10:08:11	1731	Ancona, Matthew		USA		1:08:58	2:58	5:17:58	4:31	3:33:47
55		10:08:21	1753	Charton, Michael		PYF	FRA	1:08:09	4:03	5:17:54	3:21	3:34:56
56		10:08:26	1822	Opunui, Landon		USA		1:05:50	3:07	5:12:08	2:56	3:44:27
57		10:08:40	1759	Cadman, Duane		AUS		1:05:26	3:50	5:28:23	4:43	3:26:21
58		10:10:39	1815	Saeugling, Lee		USA		1:14:56	3:14	5:07:06	2:25	3:43:01
59		10:11:34	1817	Schuster, Frank		GER		1:01:57	2:24	5:31:35	3:26	3:32:13
60		10:12:18	1790	Ingalls, Jonathan		USA		1:06:18	3:08	5:19:47	3:30	3:39:37
61		10:13:57	1794	Wurth, Rob		USA		1:24:48	2:35	5:30:09	3:09	3:13:17
62		10:16:16	1776	Hemstad, Erik		USA		1:16:04	3:07	5:00:16	3:00	3:53:51
63		10:16:34	1744	L'Heureux, Geoff		USA		1:04:05	2:41	5:05:00	3:14	4:01:35
64		10:18:04	1750	Steffensen, Anders		DNK		1:04:42	3:08	5:10:51	3:39	3:55:46
65		10:19:23	1788	Semeyn, Benjamin		USA		1:16:46	5:27	5:12:45	3:47	3:40:40
66		10:22:27	1799	toyama, takahiro		JPN		54:56	2:18	5:32:22	6:21	3:46:32
67		10:23:25	1760	Brienza, Daniel		USA		1:03:32	2:43	5:17:04	4:59	3:55:08
68		10:24:00	1757	Lopes, Valentin		USA	BRA	1:05:52	3:03	5:17:58	6:15	3:50:55
69		10:24:22	1737	Schnitzler, Michael		AUT		1:05:28	3:47	5:19:21	4:26	3:51:22
70		10:25:35	1758	Farwell, Patrick		USA		58:50	5:36	5:17:58	5:19	3:57:54
71		10:26:23	1754	Azpiazu Tobar, Jon		ESP		1:27:40	5:20	5:15:30	4:10	3:33:45
72		10:28:42	1738	Ahlgren, Taylor		ZAF	USA	1:05:23	4:05	5:21:46	4:31	3:52:58
73		10:28:54	1803	Dippong, Matthias		GER		1:06:28	2:53	5:24:03	3:45	3:51:47
74		10:38:10	1751	Kobayashi, Hiroyuki		JPN		1:23:42	2:47	5:58:54	3:13	3:09:36
75		10:42:49	1804	Marvin, Gerry		USA		58:41	2:42	5:16:00	3:30	4:21:57
76		10:44:02	1748	Schultz, Roman		GER		1:23:26	4:37	5:43:19	3:11	3:29:32
77		10:52:51	1789	Birks, Justin		CAN		1:09:02	2:50	5:19:52	3:07	4:18:01
78		10:53:10	1752	Civera, Fabio		ITA		56:12	2:48	5:13:22	3:50	4:37:01
79		10:57:30	1802	Allen, Scott		USA		1:19:40	5:34	5:21:05	8:22	4:02:52
80		11:06:25	1740	Holme, Tim		USA		1:13:19	3:31	5:44:10	3:33	4:01:55
81		11:20:32	1798	Omura, Ken		JPN		1:19:00	5:08	5:45:03	4:06	4:07:18
82		11:24:47	1797	Wolters, Brendan		USA		1:33:43	3:22	5:37:31	5:22	4:04:52
83		11:52:58	1781	Aitl, Stephan		GER		1:08:32	3:36	5:19:35	6:07	5:15:10
84		12:05:03	1762	Padgett, Scott		USA		1:07:57	5:23	5:42:50	4:56	5:03:57
85		12:18:44	1793	Baur, Benjamin		GER		1:06:11	6:16	6:25:56	6:03	4:34:19
86		12:38:30	1778	Corace, Sam		USA		1:04:18	4:48	5:27:27	8:07	5:53:52
87		12:44:26	1763	Hillesheim, Ross		USA		1:23:31	5:46	6:42:31	7:08	4:25:32
88		13:24:46	1805	Custis, Eric		USA		1:18:06	9:53	6:36:38	10:00	5:10:12
89		13:26:31	1807	Rule, Anthony		AUS		1:04:10	2:27	5:13:38	6:08	7:00:10
90		15:15:47	1791	Tanaka, Yusuke		JPN		1:07:42	5:26	6:48:17	7:20	7:07:03
91		16:12:01	1730	Rishovd, Will		USA		1:19:02	5:04	6:58:59	18:38	7:30:20
92	DNF		1765	Schaning, Brian		USA		56:27	2:22	5:32:35		
93	DNF		1774	Hyde, Daniel		AUS		1:00:40	2:54			

2010 FORD IRONMAN WORLD CHAMPIONSHIP RESULTS

AGE GROUP RESULTS

55

Men 30 - 34 Awards

Place	Bla	Time	Numb	Lname	Fname	Cnt	Rep	Swim	Tr1	Bike	Tr2	Run
1		08:54:13	1643	Violin, Ciro		BRA		54:55	2:35	4:53:55	2:34	3:00:16
2		08:59:02	1634	Belzik, Karl		AUT		1:02:17	2:55	4:50:40	2:00	3:01:12
3		09:00:21	1621	Mullenix, Andrew		USA		1:00:15	2:59	4:48:31	3:22	3:05:16
4		09:06:49	1536	Harrison, Luke		AUS		54:20	2:47	5:08:30	3:34	2:57:40
5		09:09:37	1652	Buchler, Marcus		GER		59:38	2:10	4:56:55	6:40	3:04:16
6		09:10:30	1500	Stalder, Sebastien		FRA		1:01:34	2:35	4:51:44	3:23	3:11:17
7		09:11:13	1649	Rotem, Gilad		ISR		56:16	2:08	4:55:50	2:29	3:14:32
8		09:11:55	1557	Van De Wielle, Wim		BEL		1:00:06	2:01	5:06:04	3:43	3:00:03
9		09:12:29	1602	Winnemoeller, Tobias		GER		1:01:42	3:38	5:01:06	2:34	3:03:30
10		09:12:50	590	Schloegel, Benjamin		USA		1:03:39	2:48	5:02:23	3:21	3:00:41
11		09:14:04	1569	Rodgers, Charles		AUS		59:22	2:46	4:58:15	2:19	3:11:22
12		09:16:56	1595	Ferreira da Silva Neto, An		BRA		57:32	2:39	5:01:39	2:46	3:12:22
13		09:17:57	1504	Johnson, Steve		USA		1:06:19	3:19	5:03:06	2:23	3:02:51
14		09:18:43	1559	Bourguet, Benoit		BEL		57:29	2:28	5:02:22	3:48	3:12:38
15		09:19:36	1611	Schnur, Sean		USA		1:10:44	2:50	5:02:54	2:45	3:00:25
16		09:19:46	1584	Moreel, Wout		BEL		1:04:33	2:57	4:58:07	3:15	3:10:56
17		09:20:45	1533	Goard, Luke		AUS		1:00:51	2:56	4:58:53	3:22	3:14:45
18		09:21:17	1556	Christenson, B.J.		USA		58:46	2:46	5:09:53	3:47	3:06:06
19		09:21:56	1617	Garcia, Oscar		ARG		54:51	2:34	4:57:10	2:40	3:24:43
20		09:22:29	1598	Armstrong, Hayden		AUS		59:10	4:02	4:57:26	2:56	3:18:57
21		09:22:30	1518	Zrnic, Dalibor		SWI		1:06:20	3:55	4:50:29	3:03	3:18:45
22		09:22:59	1539	Slijkhuis, Peter		GBR	NLD	59:01	4:18	4:55:35	2:26	3:21:42
23		09:23:32	1547	Sloan, Chuck		USA		1:00:06	3:20	5:12:36	3:39	3:03:53
24		09:24:11	1540	Miguel, Javier		ESP		1:05:13	3:44	4:56:01	3:05	3:16:10
25		09:24:51	1645	Gardner, Andy		USA		52:05	3:02	5:04:36	2:45	3:22:25
26		09:24:52	1600	Thompson, Daniel		AUS	GBR	59:32	2:27	5:09:11	2:26	3:11:19
27		09:25:20	1628	Kurian, Joe		USA		1:03:22	3:00	4:55:55	4:11	3:18:54
28		09:25:32	1660	Oh, Young Hwan		KOR		1:04:31	3:28	4:59:14	4:03	3:14:18
29		09:27:10	1507	Fletcher, Slater		USA		59:50	2:15	5:04:43	2:32	3:17:52
30		09:29:10	1637	Vatai, Miklos		HUN		1:07:53	3:49	4:54:43	3:11	3:19:36
31		09:29:29	1607	Mannweiler, Daniel		GER		1:04:16	2:12	4:57:55	2:21	3:22:48
32		09:29:53	1619	Bosl, Michael		USA		1:06:09	4:02	5:10:11	3:52	3:05:41
33		09:30:37	1622	Andersen, Frantz		DNK		1:06:46	2:57	5:10:13	4:22	3:06:21
34		09:31:15	1651	Dolan, Liam		IRL		1:25:45	3:23	4:47:14	3:40	3:11:16
35		09:31:19	1636	MacLean, Douglas		USA		1:07:45	3:42	5:11:59	3:57	3:03:58
36		09:31:59	1552	Konig, Tammo		GER		1:01:13	3:17	5:06:41	2:21	3:18:28
37		09:32:09	1531	Lichtenegger, Markus		AUT		1:06:52	3:10	5:05:31	4:28	3:12:10
38		09:33:14	1608	Cornman, Jeremy		USA		59:57	3:16	5:13:02	3:55	3:13:05
39		09:34:41	1538	Woolston, Spencer		USA		1:10:07	3:06	4:51:01	3:43	3:26:45
40		09:34:46	1659	Iseli, Marco		SUI	SUI	59:44	3:28	4:58:40	4:32	3:28:24
41		09:35:04	1515	Capelle, Jean-Baptiste		FRA		59:22	4:13	5:16:01	3:58	3:11:32
42		09:35:50	1599	Webber, Jeremy		NZL		1:01:34	3:46	4:55:24	2:17	3:32:51
43		09:35:57	1656	Chesson, James		USA		1:04:34	2:47	5:10:54	2:44	3:15:00
44		09:36:25	1620	Kunz, Erich		SWI		58:14	3:53	4:51:19	3:06	3:39:55
45		09:36:29	1582	Allaire, Patrick		CAN		1:04:24	4:15	4:48:39	2:17	3:36:56
46		09:36:34	1506	Laden, Mark		AUS		58:15	3:33	5:16:17	2:52	3:15:39
47		09:36:49	1563	Salas, Tomas		MEX		57:49	3:00	5:26:47	9:26	2:59:49
48		09:36:56	1623	Eble, Johannes		GER		1:05:59	3:09	5:12:22	2:53	3:12:36
49		09:37:04	1537	Villaume, Cyrille		FRA		1:11:13	2:53	5:08:02	3:52	3:11:06

2010 FORD IRONMAN WORLD CHAMPIONSHIP RESULTS

AGE GROUP RESULTS

Place	Bla	Time	Numb	Lname	Fname	Cnt	Rep	Swim	Tr1	Bike	Tr2	Run
50		09:37:16	1612	Ureta, Pablo		SWI	ARG	59:18	1:36	5:04:59	3:33	3:27:51
51		09:37:23	1601	de Jongh, Raoul		ZAF		55:34	3:19	5:08:13	5:21	3:24:57
52		09:37:27	1508	Hjortlund, Anders		DNK		1:05:02	3:56	5:15:51	3:10	3:09:30
53		09:37:43	1596	Bayly, Richard		NZL		1:04:26	2:16	5:01:00	3:22	3:26:42
54		09:38:51	1532	Love, Jonathan		AUS		1:05:40	3:03	5:01:01	3:13	3:25:56
55		09:40:55	1654	Holderbaum, Chad		USA		1:02:21	2:59	5:08:17	2:56	3:24:23
56		09:40:57	1639	O'Byrne, Adam		AUS		1:01:23	3:17	5:03:32	3:00	3:29:46
57		09:41:43	1522	Werner, Stefan		GER		59:23	2:24	4:42:59	3:19	3:53:39
58		09:41:54	1624	Broche, Frederik		BEL		1:08:18	4:07	5:05:11	3:12	3:21:08
59		09:43:27	1641	Sullivan, Eric		USA		1:17:34	3:06	4:58:30	2:58	3:21:20
60		09:43:47	1514	Verriest, Christophe		BEL		1:04:36	3:21	5:14:10	2:48	3:18:54
61		09:44:01	1614	Scherer, Matthias		GER		57:28	2:49	5:03:26	2:57	3:37:23
62		09:45:30	1562	Kropelnicki, Jesse		USA		1:05:28	4:38	5:14:38	4:09	3:16:38
63		09:45:37	1642	Kulich, Michal		SVK		1:12:06	3:40	5:08:39	2:59	3:18:15
64		09:46:15	1560	Eagan, Joseph		USA		59:17	2:13	5:06:50	2:58	3:34:59
65		09:46:17	1606	Lobato, Cesar		ARG		1:14:34	2:38	5:11:51	3:12	3:14:03
66		09:46:20	1576	Torre, Alejandro		MEX		1:04:29	2:57	5:14:31	3:20	3:21:06
67		09:46:33	1544	Stutz, Reto		SWI		1:06:24	4:39	4:48:42	3:04	3:43:46
68		09:47:59	1597	Reville, Eoin		AUS	IRL	1:05:06	2:58	5:15:47	4:53	3:19:17
69		09:48:03	1604	Van der Mussele, Pieter		BEL		1:05:19	2:44	5:01:53	3:32	3:34:38
70		09:48:13	1561	Green, Carle		AUS	GBR	1:07:27	2:42	5:09:21	2:43	3:26:02
71		09:48:34	1593	Brauneis, Alexander		AUT		1:06:24	2:46	4:54:34	3:04	3:41:48
72		09:48:55	1509	Solak, Cristiano		BRA		57:23	2:21	5:04:55	3:02	3:41:18
73		09:48:58	1568	Eppinger, Robert		AUS		1:06:32	3:51	5:14:00	4:33	3:20:04
74		09:49:34	1535	Bentley, David		AUS		1:15:37	5:06	5:07:43	4:19	3:16:50
75		09:49:51	1543	Martin, Franck		FRA		52:55	2:27	5:09:26	3:33	3:41:31
76		09:49:55	1499	Burneleit, Marc		GER		1:00:11	3:13	5:02:23	2:39	3:41:30
77		09:50:36	1529	Joost, Martin		GER		1:05:10	3:25	5:17:55	3:25	3:20:42
78		09:50:47	1542	Cornaglia, Anibal		ARG		59:54	2:30	5:05:07	3:14	3:40:04
79		09:51:05	1615	Hofmann, Ben		GER		1:04:31	2:58	5:15:02	3:47	3:24:49
80		09:51:12	1572	Bernhardt, Maik		GER		1:05:45	4:45	5:11:56	3:36	3:25:11
81		09:52:39	1564	Wilken, Jens		MYS	GER	1:03:19	3:28	5:16:38	5:00	3:24:16
82		09:52:56	1625	Stoberl, Jochen		GER		1:08:38	2:50	5:16:09	2:49	3:22:33
83		09:54:19	1575	Schmidt, Philip		USA		57:12	2:18	5:20:47	2:37	3:31:27
84		09:54:24	1657	Koers, Andries		NLD		1:07:52	3:50	5:11:03	3:05	3:28:37
85		09:55:11	1626	Achrainer, Wolfgang		AUT		1:03:11	5:13	5:15:50	3:01	3:27:59
86		09:55:16	1581	Hunkeler, Patrick		SWI		1:02:04	2:48	5:19:47	3:17	3:27:21
87		09:56:29	1647	Blackwell, Trevor		USA		1:12:00	3:19	5:16:49	2:55	3:21:29
88		09:56:32	1512	Van Biervliet, Karl		BEL		1:05:25	3:15	5:20:55	4:06	3:22:52
89		09:57:17	1513	Marro, Sebastien		FRA	FXX	1:03:41	3:10	5:24:53	3:24	3:22:11
90		09:57:44	1510	Lawson, Adrian		CAN		1:19:58	3:26	5:14:26	2:59	3:16:57
91		09:57:58	1609	Bossini, Alessandro		ITA		1:00:29	1:56	5:11:25	3:14	3:40:57
92		09:59:14	1574	Kollai, Eric		USA		1:00:46	3:34	5:09:09	4:22	3:41:25
93		09:59:53	1534	Ramirez, Enrique		MEX		1:02:33	3:29	5:20:31	7:26	3:25:56
94		10:00:38	1502	Cox, Russell		GBR		1:06:12	4:00	5:04:00	3:07	3:43:22
95		10:02:57	1516	Lorenz, Philipp		GER		1:04:10	2:58	5:10:21	8:35	3:36:55
96		10:04:14	1567	Villanueva, Allan		MEX		58:31	2:41	5:02:21	4:22	3:56:20
97		10:04:40	1551	Jaloszynski, Jason		USA		1:08:43	3:46	5:18:44	3:10	3:30:18
98		10:04:50	1503	Schlegel, Stefan		GER		1:10:15	2:25	5:22:43	3:14	3:26:14
99		10:04:52	1587	Andoni, Ibarbia		ESP		1:11:19	5:14	5:00:57	4:38	3:42:46
100		10:05:34	1646	Hopwood, Jeremy		CAN	AUS	1:19:48	2:58	5:17:00	1:55	3:23:55
101		10:06:30	1586	Kindaichi, Keiji		JPN		1:00:09	3:19	5:27:26	4:16	3:31:23

2010 FORD IRONMAN WORLD CHAMPIONSHIP RESULTS

AGE GROUP RESULTS

57

Place	Bla	Time	Numb	Lname	Fname	Cnt	Rep	Swim	Tr1	Bike	Tr2	Run
102		10:06:53	1662	Schreiber, Stefan		CAN	GER	1:13:19	4:10	5:05:17	4:17	3:39:52
103		10:07:11	1603	Groneuer, Christoph		GER		1:06:16	2:17	5:12:24	3:53	3:42:23
104		10:07:16	1616	Moerth, Markus		AUT		1:18:00	4:33	5:19:15	3:18	3:22:12
105		10:07:33	1648	Nielsen, Ulrik		DNK		58:44	3:26	5:18:10	3:23	3:43:52
106		10:09:56	1627	Buckingham, Tony		NZL		1:08:59	3:31	5:10:48	5:03	3:41:36
107		10:10:35	1630	Pacifico, Ryan		USA		1:08:28	4:05	5:19:49	5:16	3:32:59
108		10:11:17	1548	Sproll, Daniel		GER		1:01:00	3:24	5:22:31	4:21	3:40:02
109		10:11:51	1579	Libaud, Romain		FRA		1:20:22	3:31	5:19:31	2:43	3:25:46
110		10:12:13	1511	Kristensen, Allan		DNK		1:10:19	5:13	5:01:03	4:54	3:50:46
111		10:12:20	1583	Brichieri-Colombi, Anthony		CAN		1:01:24	3:48	5:31:55	3:37	3:31:39
112		10:12:41	1610	Despas, Alexandre		FRA		1:07:05	3:14	5:09:53	5:53	3:46:38
113		10:13:34	1588	Beckwith, Mark		USA		1:05:57	3:26	5:27:57	3:27	3:32:50
114		10:13:43	1520	Roux, Nicolas		FRA		1:06:58	3:25	5:12:54	3:21	3:47:08
115		10:16:43	1655	Moberg, Lennart		SWE		1:02:08	3:40	5:27:19	3:26	3:40:13
116		10:18:04	1635	Nortvig, Thomas		DNK		1:21:51	3:03	5:16:49	3:50	3:32:33
117		10:18:48	1501	Tempini, Marco		SWI		1:02:22	7:55	5:22:12	8:12	3:38:09
118		10:22:44	1638	Malherbe, Kane		AUS		59:01	3:15	5:08:51	2:41	4:08:57
119		10:22:48	1589	Mauclair, Matt		USA		1:04:25	3:57	5:16:38	3:51	3:54:00
120		10:23:03	1613	Ratschke, Gerald		AUT		1:08:37	3:32	5:24:33	3:49	3:42:34
121		10:23:38	1570	De Weerd, Koen		BEL		54:50	1:54	5:06:36	3:03	4:17:16
122		10:24:50	1578	Holecko, Martin		SVK		1:03:10	2:55	5:43:22	4:11	3:31:12
123		10:24:58	1962	Burkhardt, Chris		GER		1:20:45	2:22	5:20:17	2:44	3:38:52
124		10:25:55	1558	Lawler, Max		USA		59:46	3:17	5:19:37	3:57	3:59:19
125		10:25:59	1573	Fediuk, Dale		USA		1:04:36	4:19	5:23:37	3:54	3:49:35
126		10:26:33	1629	Scherb, Cliff		USA		1:05:04	4:55	5:25:09	4:16	3:47:11
127		10:28:35	1517	Ward, Benjamin		GBR		1:05:09	3:52	5:10:24	5:41	4:03:32
128		10:28:45	1605	Almeida, Gustavo		BRA		1:04:12	5:49	5:24:21	4:34	3:49:50
129		10:30:03	1549	Spreadbury, Craig		USA	CAN	1:00:33	3:26	5:05:45	2:30	4:17:52
130		10:32:12	1661	Brown, Greg		USA		1:10:18	3:33	5:30:45	2:57	3:44:41
131		10:32:56	1545	Mueller, Erik		SWI	GER	1:04:41	2:35	5:22:50	3:19	3:59:33
132		10:33:02	1594	Emery, Wil		USA		1:06:08	3:32	5:13:44	4:30	4:05:10
133		10:33:23	1521	Arlandson, Daniel		USA		57:46	3:11	5:01:46	3:42	4:26:59
134		10:34:09	1565	Hughes, Wesley		GBR		1:11:02	4:17	5:25:34	3:31	3:49:47
135		10:35:25	1550	Puckett, Hastings		USA		1:11:18	4:33	5:47:07	2:58	3:29:31
136		10:37:13	1590	Vincent, Joshua		USA	ZAF	1:03:00	5:52	5:36:09	4:26	3:47:47
137		10:37:21	1633	McCracken, Charlie		USA		1:18:19	4:21	5:22:50	6:06	3:45:48
138		10:42:54	1566	Robustelli, Patrice		THA	FRA	1:08:08	4:05	5:26:28	4:42	3:59:33
139		10:47:10	1585	O'Leary, John		AUS		1:15:17	3:09	5:20:59	2:40	4:05:07
140		10:47:54	1571	Qi, Dang		CHN		1:00:13	3:44	5:40:02	4:33	3:59:25
141		10:50:48	1658	Apel, Henrik		GER		1:06:07	4:27	5:17:12	4:02	4:19:02
142		11:08:26	1519	Druml, Jay		USA		1:09:54	3:56	5:26:47	3:25	4:24:26
143		11:20:08	1640	Ree, Nicholas		USA		59:36	4:01	5:17:32	2:59	4:56:01
144		11:22:02	1592	Song, Kyle		USA		1:03:24	5:30	5:47:15	6:05	4:19:51
145		11:22:57	1541	Keipper, Troy		USA		1:15:14	6:49	5:58:46	4:47	3:57:22
146		11:24:10	1498	Beavis, Adam		AUS		1:21:16	7:48	5:38:45	6:21	4:10:02
147		11:27:31	1525	Montoya, Steven		USA		1:05:41	5:39	5:53:34	6:59	4:15:40
148		12:11:04	1577	Stewart, Quentin		USA		1:13:39	4:12	5:38:29	6:04	5:08:41
149		12:20:57	1523	Bolton, Jeremy		USA		1:18:11	4:04	6:00:39	7:22	4:50:44
150		12:53:18	1526	Walker, Brian		USA		1:15:13	12:15	6:32:24	10:16	4:43:13
151		13:01:46	1553	Kahn, Dave		USA		1:38:03	11:43	6:50:47	7:37	4:13:38
152		13:15:27	175	Pyczynski, Loyal		USA		1:24:04	4:44	6:54:18	7:20	4:45:03
153		13:23:59	1524	Bowe, Damon		USA		1:04:37	5:37	6:10:09	5:08	5:58:30

2010 FORD IRONMAN WORLD CHAMPIONSHIP RESULTS

AGE GROUP RESULTS

Place	Bla	Time	Numb	Lname	Fname	Cnt	Rep	Swim	Tr1	Bike	Tr2	Run
154		14:19:12	172	Durbal, Rajesh		USA		1:17:54	7:53	7:07:40	9:29	5:36:18
155		14:19:50	1632	Gallaher, Casey		USA		1:22:14	12:41	7:11:56	11:33	5:21:28
156		14:39:22	1591	Quiroz, Michael		USA		1:21:59	8:38	7:03:27	14:52	5:50:29
157		15:14:38	1554	Miller, Nathan		USA		1:35:50	7:55	7:27:25	8:01	5:55:28
158		15:16:58	156	Treska, Clayton		USA		1:31:49	6:17	7:06:14	5:18	6:27:22
159		16:27:24	1631	Davenport, William		USA		1:34:38	9:31	7:06:37	10:32	7:26:08
160		16:34:27	1555	Grabell, Daniel		USA		1:32:22	7:29	8:01:28	8:45	6:44:25
161	DNF		1650	Jander, Pierre		GER		1:04:50	2:29	5:41:32	3:30	
162	DNF		1580	In t Velt, Bart		NLD		1:09:02	3:37	5:12:45	4:34	

Men 35 - 39 Awards

Place	Bla	Time	Numb	Lname	Fname	Cnt	Rep	Swim	Tr1	Bike	Tr2	Run
1		09:04:14	1329	Angus, Damien		AUS		59:33	3:55	4:47:30	2:42	3:10:36
2		09:05:31	1358	Houzelle, Fabrice		FRA		1:05:39	3:42	4:52:41	2:31	3:01:00
3		09:05:58	1277	Jansen, Mark		SGP	AUS	1:02:37	3:26	4:49:38	2:12	3:08:06
4		09:06:03	1320	Hola, Tim		USA		54:36	2:36	5:01:12	3:25	3:04:16
5		09:10:40	1226	Schuster, Patrick		USA		1:05:49	2:23	4:52:10	4:55	3:05:25
6		09:12:43	1378	Israel, Todd		AUS		56:19	4:00	4:52:32	4:03	3:15:50
7		09:14:01	1387	Westerberg, Staffan		USA	SWE	55:42	2:45	4:59:04	3:37	3:12:55
8		09:16:34	1384	Zucco, Adam		USA		58:02	4:06	4:52:16	5:28	3:16:44
9		09:16:47	1196	Clark, Ethan		AUS		1:03:00	3:26	4:49:19	3:16	3:17:48
10		09:17:19	1271	Anderson, Stuart		GBR		1:06:21	3:03	4:55:31	3:10	3:09:16
11		09:18:06	1297	Huyberechts, Nico		BEL		1:06:49	4:14	4:58:56	3:24	3:04:44
12		09:18:17	1326	Van Beveren, Clint		AUS		1:00:14	2:25	4:53:01	3:02	3:19:37
13		09:19:14	1397	Rochon, Mark		USA		59:23	2:29	4:56:05	2:44	3:18:35
14		09:21:08	1225	Entraygues, Edouard		FRA		55:39	2:03	5:07:11	2:56	3:13:22
15		09:21:51	1323	Low, Charlie		AUS	GBR	1:05:08	3:16	4:52:19	2:32	3:18:38
16		09:21:54	1278	Siede, John		AUS		1:05:48	3:39	5:02:31	3:01	3:06:58
17		09:21:54	1312	Doyle, Declan		GBR	IRL	1:10:50	3:39	4:52:41	2:49	3:11:56
18		09:22:25	1356	Nikolopoulos, Alexander		GER	GRC	1:08:40	3:14	4:43:51	4:37	3:22:04
19		09:23:30	1246	Thomas, Christopher		USA		59:49	3:22	5:04:35	3:15	3:12:32
20		09:24:01	1281	Howse, Andrew		AUS	NZL	1:05:18	2:09	5:09:04	1:34	3:05:58
21		09:26:20	1398	Cordovez, Pedro		PAN		1:04:13	2:21	4:58:07	3:40	3:18:01
22		09:28:56	1229	Vonach, Thomas J.		AUT		59:15	3:01	5:01:14	4:19	3:21:09
23		09:29:34	1333	Menendez de Luarda, Jaime		ESP		59:39	2:40	5:00:11	2:34	3:24:32
24		09:30:01	1410	Tapply, Timothy		USA		1:04:26	3:35	5:16:43	3:02	3:02:17
25		09:31:01	1391	Beyeler, Nicolas		SWI		1:02:16	3:11	4:54:25	2:22	3:28:49
26		09:31:05	1235	Gebele, Markus		GER		1:07:54	3:09	4:54:46	4:07	3:21:11
27		09:33:25	1192	Caruso, Thomas		GER		1:07:12	2:34	4:59:19	4:40	3:19:42
28		09:33:34	1389	Van Rijn, Harald		NLD		1:01:26	2:21	4:53:52	2:50	3:33:06
29		09:34:22	1324	Rosas, Javier		MEX		56:26	2:40	5:02:37	2:18	3:30:23
30		09:35:28	1311	Bruzdziak, Thomas		GER		1:08:09	3:24	5:05:21	3:33	3:15:02
31		09:36:29	1341	Alfaro, Fernando		PAN		57:15	2:22	5:10:24	3:31	3:22:58
32		09:37:08	1199	Thiele, Bruce		AUS		1:06:30	5:31	5:04:41	3:16	3:17:12
33		09:37:32	1327	Dusting, Matthew		AUS		1:05:11	4:27	5:01:34	3:45	3:22:36
34		09:37:40	1231	Smith, Marcus		AUS		1:05:09	3:00	5:05:47	2:41	3:21:05
35		09:38:13	1197	Squires, Warren		SAF	ZWE	1:05:15	3:52	5:10:11	2:43	3:16:14
36		09:38:25	1303	Christen, Pirmin		SWI		1:03:51	3:41	4:51:30	2:42	3:36:42
37		09:38:52	1282	McDonald, Deiter		AUS		1:00:26	3:13	5:05:45	4:04	3:25:26

2010 FORD IRONMAN WORLD CHAMPIONSHIP RESULTS

AGE GROUP RESULTS

59

Place	Bla	Time	Numb	Lname	Fname	Cnt	Rep	Swim	Tr1	Bike	Tr2	Run
38		09:39:05	1286	Poteet, William		USA		1:06:12	2:18	5:09:43	2:35	3:18:19
39		09:40:06	1318	Sesboue, Gwenael		FRA		1:05:11	2:39	5:06:29	2:23	3:23:28
40		09:40:23	1342	Preem, Kurt		BEL		1:00:14	2:45	5:10:31	2:39	3:24:15
41		09:40:28	1336	Cuesta, Roberto		ESP		1:07:42	4:28	5:07:16	3:47	3:17:16
42		09:41:18	1335	Carlsen, Kenneth		DNK		1:10:20	3:43	4:51:37	3:11	3:32:28
43		09:42:23	1334	Barnett, Ryan		USA		1:02:18	2:39	5:07:57	4:06	3:25:26
44		09:42:36	1198	Hall, Richard		HKG		1:02:38	3:28	5:13:12	2:48	3:20:31
45		09:42:55	1301	Martin, Owen		IRL		1:11:12	5:49	5:01:39	5:44	3:18:33
46		09:43:08	1399	Coady, Kevin		USA		1:06:53	4:06	5:09:36	4:36	3:17:58
47		09:43:10	1224	Hall, Mitchell		USA		1:02:15	3:56	4:51:44	4:31	3:40:45
48		09:43:13	1382	Rae, Matt		AUS		1:06:13	4:13	5:09:54	3:55	3:18:59
49		09:43:34	1251	De Vos, Glenn		BEL		1:01:05	3:34	4:46:47	3:03	3:49:08
50		09:43:52	1353	Muller, Jochen		GER		1:05:04	3:16	5:07:38	3:52	3:24:04
51		09:44:03	1285	Friend, Simon		AUS		1:01:28	3:17	5:07:02	5:11	3:27:07
52		09:44:16	1245	Barbet, Etienne		FXX	FRA	56:22	2:40	5:15:49	2:42	3:26:45
53		09:44:20	1380	Short, Peter		AUS		1:07:32	3:01	5:04:55	4:53	3:24:01
54		09:45:06	1338	Jakobsen, Allan		DNK		59:50	3:56	5:10:01	3:46	3:27:34
55		09:45:46	1275	Alleckson, Aleck		USA		1:01:13	3:15	5:16:34	4:15	3:20:30
56		09:45:58	1254	Reid, Eric		USA		1:04:19	2:49	5:10:03	3:05	3:25:45
57		09:46:09	1328	Meinicke, Darren		AUS		1:02:17	3:11	5:06:54	3:30	3:30:20
58		09:46:31	1343	Morrison, Mike		USA		59:28	3:01	5:05:45	3:50	3:34:29
59		09:47:50	1304	Pokress, Matt		USA		1:05:46	3:38	5:11:35	3:26	3:23:27
60		09:48:02	1354	Rocha Sarmiento, Rodrigo		ESP		1:08:20	2:21	5:18:02	4:10	3:15:12
61		09:48:16	1388	Marinovich, John		USA		56:29	2:57	5:10:45	5:27	3:32:39
62		09:48:37	1352	Muldoon, Martin		GBR	IRL	1:15:01	3:24	5:11:45	3:15	3:15:13
63		09:49:01	1302	Troch, Gerhard		GER		58:42	2:38	5:13:33	2:51	3:31:18
64		09:49:37	1366	Lambert, James		AUS		1:01:28	3:35	5:18:05	3:32	3:22:59
65		09:49:38	1381	Sakurai, Ryuta		JPN		1:08:48	4:10	5:32:07	3:10	3:01:26
66		09:49:47	1288	McGuigan, Ryan		USA	CAN	1:06:22	4:21	5:06:04	3:35	3:29:27
67		09:50:21	1414	Park, Sung Jin		KOR		1:13:17	3:43	5:08:25	4:03	3:20:55
68		09:50:32	1339	Verhaert, Sebastiaan		BEL		1:03:33	2:48	5:07:03	4:23	3:32:47
69		09:50:51	1416	White, John		CAN		1:10:08	3:34	5:09:02	3:14	3:24:54
70		09:51:03	1191	Vitale, Craig		USA		1:15:05	3:02	5:08:51	3:14	3:20:54
71		09:51:56	1276	Perron, Jean-Francois		CAN		58:42	4:23	4:55:28	4:12	3:49:13
72		09:52:01	1250	Durocher, David		CAN		1:09:04	4:03	5:10:34	3:39	3:24:43
73		09:52:09	1368	Garcia, Ricardo		USA	ARG	1:05:02	2:36	5:14:59	2:44	3:26:51
74		09:52:42	1208	Temer, Lukas		USA	SVK	1:04:23	5:22	5:22:14	4:23	3:16:21
75		09:53:17	1349	Brandli, Reto		SWI		1:05:44	4:15	5:14:15	4:48	3:24:16
76		09:53:29	1357	Henry, Yannick		FRA		1:07:03	2:59	5:13:31	2:43	3:27:15
77		09:53:54	1247	Shiflett, Bryan		USA		1:05:19	3:55	5:12:37	3:47	3:28:18
78		09:54:16	1307	Chalupa, Christian		AUT		1:06:09	3:40	5:07:01	7:11	3:30:17
79		09:54:29	1299	Luebbers, Andreas		GER		1:13:46	3:13	5:12:05	5:09	3:20:19
80		09:54:39	1272	Daehne, Stefan		GER		1:04:17	3:22	4:59:48	3:41	3:43:33
81		09:54:42	1202	Kovac, Tomaz		SVN		1:04:34	2:52	5:25:50	3:20	3:18:09
82		09:55:01	1360	Dutto, Francesco		ITA		1:06:05	4:44	5:13:56	3:55	3:26:22
83		09:55:10	1233	Sanderson, Jody		QAT		1:14:08	3:17	5:00:49	3:49	3:33:09
84		09:55:12	1200	McCrohan, Alexander		USA		54:53	3:41	5:14:43	4:24	3:37:32
85		09:55:24	1248	Durand, Patrice		FXX	FRA	1:07:19	4:33	5:04:08	4:08	3:35:18
86		09:55:34	1210	Yoon, Seung-Il		KOR		1:14:14	3:40	5:12:51	2:54	3:21:57
87		09:55:48	1203	Harsch, Peter		USA		1:04:36	2:51	5:08:55	2:38	3:36:49
88		09:55:48	1351	Bartlog, Nikos		GER		1:05:45	2:12	5:15:50	4:01	3:28:02
89		09:56:05	1401	Spinney, John		USA		1:06:55	3:53	5:25:03	3:15	3:17:01

2010 FORD IRONMAN WORLD CHAMPIONSHIP RESULTS

AGE GROUP RESULTS

Place	Bla	Time	Numb	Lname	Fname	Cnt	Rep	Swim	Tr1	Bike	Tr2	Run
90		09:56:10	1294	DeWild, Louis		USA		1:08:35	4:09	5:18:52	3:15	3:21:21
91		09:57:13	1344	Menhard, Michael		SWI		1:13:32	5:57	5:11:21	6:07	3:20:17
92		09:57:21	1253	Grundner, Hans		GER		1:15:12	4:26	5:12:56	2:52	3:21:57
93		09:57:23	1386	Crossingham, Daniel		AUS		1:07:40	3:10	5:01:52	3:23	3:41:20
94		09:57:38	1283	Schofield, Steven		AUS		1:05:14	4:19	4:57:54	3:41	3:46:32
95		09:57:44	1377	Inkinen, Sami		USA	FIN	1:01:14	2:09	4:51:38	2:36	4:00:08
96		09:57:53	1413	Ledermann, Alfred		SWI	GER	1:11:12	3:45	5:14:02	2:38	3:26:18
97		09:57:59	1190	Badeau, Samuel		CAN		1:02:16	3:09	5:10:57	3:17	3:38:20
98		09:58:04	1374	DeHoust, Brady		USA		1:06:46	4:12	5:19:59	4:21	3:22:48
99		09:58:10	1296	Lebon, Stephane		FRA		1:05:20	3:43	5:10:19	4:39	3:34:11
100		09:58:25	1239	Cuello, Andres Alejandro		ESP		1:02:26	3:10	5:19:15	3:15	3:30:20
101		09:58:55	1241	Mengering, Glenn		USA	CAN	1:02:28	3:31	5:07:10	3:18	3:42:30
102		09:59:04	1350	Friesenbichler, Mario		AUT		1:08:44	4:40	5:09:52	3:20	3:32:29
103		09:59:37	1255	Larsen, Kristofer		NOR		59:30	3:03	5:05:32	4:23	3:47:11
104		10:00:47	1291	Wilson, Jared		USA		1:04:33	3:48	5:22:01	4:54	3:25:33
105		10:01:58	1305	Kern, Marcus		GER		1:04:21	3:39	5:24:13	5:41	3:24:05
106		10:02:18	1383	Brace, Bob		AUS		1:05:29	3:51	5:13:15	5:43	3:34:02
107		10:02:23	1407	Sellner, Michael		AUT		1:05:23	3:31	5:21:46	4:56	3:26:49
108		10:02:41	1337	Gil, Moises		ESP		1:05:13	2:48	5:37:42	3:05	3:13:54
109		10:02:49	1355	Hoebanckx, Thomas-Frank		BEL		1:01:38	3:51	5:22:58	6:05	3:28:20
110		10:03:10	1400	Hellstedt, Brett		USA		1:02:49	5:46	5:07:24	3:52	3:43:21
111		10:03:26	1411	Takahashi, Hidekazu		JPN		1:01:08	2:17	5:21:13	3:20	3:35:31
112		10:05:12	1417	Hartmann, Michael		USA		59:38	3:38	5:17:28	3:46	3:40:43
113		10:05:51	1193	Defoor, Steve		FRA		1:05:46	4:48	5:19:56	3:31	3:31:52
114		10:07:08	1419	Niemeyer, Shane		USA		1:00:55	3:12	5:10:38	5:14	3:47:12
115		10:07:24	1309	Yamamoto, Shingo		JPN		1:07:25	4:43	5:13:24	2:53	3:39:03
116		10:08:03	1346	Besseling, Michel		NLD		1:16:41	5:02	5:26:33	4:16	3:15:32
117		10:08:14	1405	Archambault, Pierre-Yves		FRA		1:10:55	2:42	4:59:38	3:57	3:51:05
118		10:08:23	1394	Jesus, Wagner		BRA		1:11:25	3:10	5:15:12	5:11	3:33:27
119		10:09:03	1348	Lovett, Brian		USA		58:49	3:20	5:27:20	3:06	3:36:30
120		10:09:11	1379	Tully, Sean		AUS		1:13:10	3:01	5:19:12	3:08	3:30:42
121		10:09:28	1206	Dwyer, Patrick		USA		1:04:33	3:47	5:18:18	3:46	3:39:05
122		10:09:46	1330	Collins, Daniel		AUS		1:08:19	3:56	5:18:22	4:08	3:35:02
123		10:10:34	1300	Herling, Michael		GER		1:13:19	4:27	5:10:54	3:07	3:38:50
124		10:10:38	1284	Newsome, Rhys		AUS		1:12:33	4:27	5:17:49	3:02	3:32:48
125		10:10:44	1227	Antonowicz, Bruce		USA		1:04:24	2:50	5:15:37	5:42	3:42:12
126		10:10:54	1211	Fisher, Andrew		GBR		1:04:47	3:40	5:28:45	3:05	3:30:39
127		10:11:31	1257	Thomas, Leroy		USA	AUS	1:06:14	3:05	5:21:30	3:48	3:36:55
128		10:11:36	1412	Inagaki, Yuichiro		JPN		1:11:29	2:59	5:17:22	3:35	3:36:13
129		10:11:38	1364	Rose, Matthew		USA		54:39	3:46	5:17:49	4:48	3:50:38
130		10:11:56	1363	Lloyd, John		USA		1:17:14	3:28	5:21:53	2:49	3:26:33
131		10:12:15	1347	Keul, Stefan		GER		1:11:49	2:57	5:04:18	3:16	3:49:56
132		10:13:00	1249	Clarke, Christopher		GBR		1:11:51	3:15	5:05:13	3:22	3:49:22
133		10:13:25	1243	Reig, Jordi		ESP		1:01:30	3:26	5:17:53	3:46	3:46:52
134		10:15:05	1204	Thijs, Bart		BEL		1:05:57	4:21	5:10:46	6:02	3:48:01
135		10:15:11	1298	Hedwig, Mark		GER		1:05:10	8:13	5:13:08	4:59	3:43:43
136		10:15:35	1273	Diekow, Jan		GER		1:09:07	3:27	5:07:41	3:28	3:51:53
137		10:15:46	1390	Bolin, Scott		USA		1:16:00	3:48	5:14:17	5:03	3:36:42
138		10:16:02	1393	Cris, Cristiano		BRA		1:08:55	4:25	5:35:21	5:22	3:22:00
139		10:16:08	1359	Schrauben, Alexander		BEL		1:04:58	3:48	5:18:39	3:11	3:45:35
140		10:16:10	1404	Montoya, Guillermo		COL		1:07:29	3:57	5:31:47	3:13	3:29:45
141		10:16:12	1292	Halleumieux, Christophe		FRA		1:25:19	3:36	5:12:11	3:07	3:32:00

2010 FORD IRONMAN WORLD CHAMPIONSHIP RESULTS

AGE GROUP RESULTS

61

Place	Bla	Time	Numb	Lname	Fname	Cnt	Rep	Swim	Tr1	Bike	Tr2	Run
142		10:16:42	1406	Tesar, Bernd		AUT		1:00:56	2:41	5:26:41	7:58	3:38:28
143		10:16:49	1205	Lecry, Frans		BEL		1:07:43	6:24	5:17:23	7:16	3:38:04
144		10:17:30	1252	Blatt, Matthias		GER		1:04:06	2:17	5:09:23	3:00	3:58:46
145		10:17:34	1957	Clausen, Jesper		DNK		1:03:48	3:58	5:44:55	3:17	3:21:38
146		10:18:05	1396	Souza, Fabiano		BRA		59:47	3:19	5:21:25	4:16	3:49:19
147		10:18:43	1207	Capobianco, Jeffrey		USA		1:21:21	4:19	5:16:41	3:36	3:32:48
148		10:19:36	1242	Sakai, Everett		USA		1:04:38	4:01	5:28:39	4:45	3:37:35
149		10:19:57	1308	Herger, Raimund		GER		1:18:49	2:49	5:32:02	8:19	3:18:00
150		10:20:28	1385	Leach, Bevan		AUS		57:43	3:07	4:54:52	7:55	4:16:53
151		10:23:28	1256	Campbell, Tom		USA		58:33	3:32	5:17:12	3:45	4:00:28
152		10:23:33	1418	Hewlett, John		USA		1:17:26	6:29	5:13:02	5:04	3:41:34
153		10:24:55	1345	Mayer, Claude		GER	LUX	1:19:02	3:56	5:16:21	4:23	3:41:15
154		10:25:15	1214	Kunkel, Kevin		USA	THA	1:15:04	3:43	5:04:57	3:37	3:57:56
155		10:25:22	1293	Meister, Mathieu		FRA		1:05:16	4:15	5:20:49	6:50	3:48:13
156		10:25:35	1415	De Paolis, Luca		ITA		1:09:37	4:45	6:06:08	3:46	3:01:20
157		10:25:42	1213	Spiten, Vegard		NOR		1:08:31	2:44	5:21:55	3:00	3:49:33
158		10:27:31	1958	Livingston, Scott		USA		1:13:47	5:22	5:32:12	4:14	3:31:58
159		10:28:39	1340	Fernandes, Eduardo		BRA		1:08:17	3:24	5:27:44	5:22	3:43:55
160		10:30:08	1209	Coraboeuf, Stephane		FRA		1:04:34	3:24	5:14:57	4:03	4:03:12
161		10:30:22	1367	Perron, Eric		USA		1:32:35	4:58	5:14:27	3:39	3:34:45
162		10:32:23	1274	Gregan, Joseph		USA		1:21:08	7:43	5:44:06	5:14	3:14:14
163		10:32:42	1365	Scott, David		USA	CAN	1:11:22	2:24	5:19:29	4:18	3:55:11
164		10:33:06	1237	Nisinaga, Jorge		BRA		1:06:58	2:55	5:15:27	3:45	4:04:03
165		10:33:54	1290	Sovierzoski, Eduardo		BRA		1:09:09	3:32	5:49:02	4:39	3:27:33
166		10:36:22	1195	Baker, Dustin		USA		1:15:58	3:57	5:49:17	5:33	3:21:39
167		10:37:08	1369	Keil, jMatt		USA		1:05:16	5:13	5:33:08	5:18	3:48:15
168		10:37:18	1408	Conly, Brent		USA		1:08:59	3:11	5:19:14	3:20	4:02:35
169		10:38:58	1331	Kayne, Jason		USA		1:18:23	5:30	5:25:35	6:41	3:42:50
170		10:41:28	1223	Fine, Morgan		USA		1:06:01	5:15	5:39:45	5:27	3:45:02
171		10:43:46	1362	Thompson, Bill		USA		1:08:44	5:17	5:31:54	5:43	3:52:09
172		10:45:28	1216	Stainton, David		USA		1:08:57	4:43	5:21:57	4:50	4:05:03
173		10:47:18	1280	Prois, Cort		MYS	USA	1:16:20	5:19	5:34:30	6:39	3:44:33
174		10:48:43	1319	Kohler, Erich		SWI		1:18:39	4:57	5:40:05	4:10	3:40:55
175		10:53:11	1361	Cattori, Jean-Marc		CH		57:35	2:45	5:05:21	2:43	4:44:48
176		10:59:51	1317	Del Nero, Rogerio		BRA		1:08:48	2:46	5:24:00	6:43	4:17:36
177		10:59:52	1372	Bouchard, Pascal		CAN		1:07:56	5:39	5:44:08	4:57	3:57:14
178		11:03:56	1306	Kern, Roger		SWI	SWI	1:15:46	4:36	5:43:15	11:39	3:48:42
179		11:04:14	1234	Henderson, Penn		USA		1:04:30	3:14	5:05:19	3:53	4:47:21
180		11:07:29	1215	Boyer, Lee		USA		1:01:45	4:25	5:31:39	9:45	4:19:55
181		11:08:39	1268	Haug, Ryan		USA		1:08:14	4:11	5:22:59	4:36	4:28:41
182		11:12:19	1261	Noske, Stephan		GER		1:19:47	3:18	5:33:02	4:48	4:11:26
183		11:14:46	1189	Delgado, Danny		USA		1:02:18	3:04	5:35:12	3:36	4:30:38
184		11:15:51	1244	Galera, Mariano		ARG		1:13:42	4:24	5:33:19	5:07	4:19:23
185		11:16:44	1395	Fediuk, David		USA		1:07:36	4:14	6:02:39	4:33	3:57:43
186		11:19:23	1228	Pereira, Cesar		ESP		1:01:39	5:27	5:25:11	3:44	4:43:24
187		11:20:02	1409	Saito, Joji		JPN		1:20:42	3:48	5:53:12	4:42	3:57:40
188		11:20:11	1313	MacLachlan, Mark		USA		1:07:47	5:35	4:57:58	4:53	5:03:59
189		11:21:09	1194	Vaernewyck, Lode		BEL		1:02:15	3:20	5:20:48	5:08	4:49:39
190		11:25:26	1295	Granade, Romuald		FRA		1:06:36	3:39	5:27:00	5:27	4:42:47
191		11:31:46	1279	Abdullah, Muhammad Hafiz W		MYS		1:18:26	3:16	5:52:49	5:22	4:11:55
192		11:32:54	1219	Rebak, Andrew		USA		1:06:26	5:43	5:52:18	5:19	4:23:09
193		11:41:46	1260	Steets, Robert		USA		1:18:25	7:13	5:51:31	6:31	4:18:08

2010 FORD IRONMAN WORLD CHAMPIONSHIP RESULTS

AGE GROUP RESULTS

Place	Bla	Time	Numb	Lname	Fname	Cnt	Rep	Swim	Tr1	Bike	Tr2	Run
194		11:45:22	1375	Jaensson, Henrik		SWE		1:15:00	3:22	5:22:40	3:06	5:01:16
195		11:53:11	1240	Murar, Kevin		USA		1:15:39	5:05	5:49:55	6:27	4:36:07
196		12:03:01	1961	Peterson, Sam		USA		1:25:51	3:54	5:43:46	4:35	4:44:55
197		12:13:51	1403	Dussartre, Sebastien		FRA		1:02:01	2:57	5:29:45	3:08	5:36:03
198		12:24:51	1332	Wong, Kent		HKG		1:30:59	3:43	6:27:17	4:21	4:18:32
199		12:32:08	1220	Gracey, James		USA		1:15:44	8:20	5:54:30	9:56	5:03:40
200		12:36:16	1266	Turner, John		USA		1:22:11	6:25	6:22:04	8:02	4:37:37
201		12:36:36	1221	Crickenberger, Lloyd		USA		1:24:38	5:46	6:08:09	6:43	4:51:22
202		12:36:44	1188	Floyd, Brad		USA		1:24:27	7:26	6:29:56	7:32	4:27:24
203		12:37:20	1265	Fuente, Pablo		BEL	ESP	1:15:19	10:47	6:45:51	15:06	4:10:18
204		12:40:44	1238	Taddei, Rodrigo		BRA		58:53	3:19	5:14:31	8:05	6:15:58
205		12:43:50	1185	Baumann, Matthias		GER		1:29:56	4:48	6:21:49	5:45	4:41:34
206		12:45:45	1236	Pavoni, Ronan		PAN	ARG	1:22:48	4:49	6:22:00	6:07	4:50:04
207		12:53:07	1222	Brandt, Andre		USA		1:37:36	8:07	5:56:52	11:27	4:59:07
208		12:57:34	1263	Burke, Ryan		USA		1:17:31	7:17	6:16:09	8:09	5:08:29
209		13:06:08	1316	Miller, David		USA		1:24:13	6:47	6:04:58	6:13	5:23:59
210		13:22:42	1370	Scheitzach, Clay		USA		1:17:29	9:27	7:09:27	11:00	4:35:21
211		13:51:18	171	Cila, Sebastian		USA		1:20:10	1:55	6:49:31	4:27	5:35:18
212		13:51:30	161	Brenkus, John		USA		1:06:43	6:56	6:23:47	8:21	6:05:45
213		13:56:50	1264	Filippits, Norbert		AUT		1:25:43	7:06	7:06:16	8:03	5:09:43
214		14:07:00	1960	Abernathy, Justin		USA		1:15:40	7:50	7:07:10	15:11	5:21:11
215		14:07:00	1963	Abernathy, Jason		USA		1:11:57	6:12	7:09:40	18:02	5:21:11
216		14:21:16	1373	Pena, Israel		USA		1:31:44	10:46	7:09:08	12:17	5:17:23
217		14:22:20	1186	Stewart, Ross		USA	AUS	1:23:02	8:54	7:35:09	6:11	5:09:06
218		14:23:37	1262	Buri, Marco		CAN		1:51:24	8:35	7:10:01	8:27	5:05:10
219		14:30:49	1267	Yadav, Yati		USA	CAN	1:23:33	6:50	6:44:48	21:51	5:53:51
220		14:35:43	1184	Eppel, Daniel		USA		1:14:17	11:36	7:11:26	7:00	5:51:25
221		14:39:18	1259	Little, Robbie		USA		1:34:18	8:01	7:27:50	11:05	5:18:06
222		14:57:34	1959	Quinlan, Daniel		USA		1:37:16	7:54	7:05:33	8:48	5:58:05
223		15:02:54	1218	Morgan, Steve		AUS		1:21:19	7:12	7:04:58	14:18	6:15:09
224		15:08:19	1217	Duhr, Oliver		GER		1:36:46	7:57	7:06:04	12:06	6:05:28
225		15:23:08	1315	Dillon, Brian		USA		1:21:26	7:33	7:33:14	9:49	6:11:08
226		16:27:01	1371	Juszyk, Glen		USA		1:44:16	8:06	7:49:48	8:20	6:36:32
227		16:57:22	1187	Johnson, Scott		USA		1:52:54	9:09	8:06:19	13:00	6:36:02
228	DNF		1258	Mueller, Christian		GER		1:04:42				
229	DNF		1212	Schubnell, Frank		GER		1:06:11	3:58			
230	DNF		1310	Philippe, Jerome		BEL		1:07:46	3:25	4:58:47	3:17	
231	DNF		1287	Cartwright, Travis (Jack)		GBR	USA	1:18:05				
232	DNF		1269	Bruni, Niccolo		ITA		1:22:40	11:23			
233	DNF		157	Garlett, Kyle		USA		2:01:39	14:21			

Men 40 - 44 Awards

Place	Bla	Time	Numb	Lname	Fname	Cnt	Rep	Swim	Tr1	Bike	Tr2	Run
1		09:07:50	1002	Chesney, Curt		USA		59:17	2:23	4:52:05	2:32	3:11:35
2		09:13:17	1000	PHILIPPE, Anthony		FRA		1:06:50	3:33	4:56:35	2:33	3:03:47
3		09:15:44	959	Horlacher, Frank		GER		1:01:44	2:05	5:01:54	2:33	3:07:29
4		09:19:44	916	Beuselinck, Jim		BEL		1:01:56	3:13	4:53:41	3:15	3:17:40
5		09:20:17	988	Schulte, Thorsten		GER		1:08:17	2:46	4:56:35	3:15	3:09:26
6		09:22:21	1010	Spagnol, Olivier		FRA	FXX	1:18:28	3:23	4:59:57	4:19	2:56:17

2010 FORD IRONMAN WORLD CHAMPIONSHIP RESULTS

AGE GROUP RESULTS

Place	Bla	Time	Numb	Lname	Fname	Cnt	Rep	Swim	Tr1	Bike	Tr2	Run
7		09:22:51	1046	Horton, Nick		GBR		1:10:43	2:46	4:53:45	3:18	3:12:20
8		09:23:02	1066	Campillo Vicente, Juan Car		ESP		1:01:12	4:20	5:04:46	3:58	3:08:48
9		09:25:52	882	Heynemand, Pierre		CAN		1:01:28	2:40	5:07:21	3:03	3:11:22
10		09:26:24	989	Mayer, Frank		GER		1:11:42	2:18	4:53:59	2:20	3:16:07
11		09:26:26	977	Clark, Doug		USA		1:01:12	2:01	5:03:26	2:41	3:17:07
12		09:27:47	999	Dunstan, Brett		AUS		1:08:20	3:29	5:06:13	4:56	3:04:52
13		09:29:07	1027	Stepniak, Robert		POL		1:06:21	1:45	5:11:37	2:18	3:07:08
14		09:29:18	908	Bishop, Tim		GBR		1:10:26	3:07	5:02:28	2:19	3:10:59
15		09:32:44	967	Kroell, Thomas		GER		1:07:23	2:28	4:58:44	2:15	3:21:55
16		09:34:02	956	De La Torre, Luis		USA		59:39	2:41	4:55:06	3:01	3:33:36
17		09:34:30	1025	Oudemans, Menno		NLD		1:06:32	3:50	5:05:16	3:20	3:15:34
18		09:35:54	1045	Shelden, Brian		USA		1:04:40	2:00	5:03:48	2:31	3:22:58
19		09:37:34	969	Acs, Peter		HUN		56:20	3:03	5:05:04	3:06	3:30:02
20		09:37:49	1088	Kaminski, Brian		USA		57:18	3:31	5:15:16	3:18	3:18:28
21		09:37:53	966	Yujiri, Junya		JPN		1:02:05	3:28	5:10:09	3:25	3:18:48
22		09:38:22	920	Flageole, Marc		CAN		1:05:58	3:43	5:15:56	2:23	3:10:24
23		09:38:42	964	Stoffel, Richard		SWI		1:09:26	4:37	4:57:02	4:51	3:22:49
24		09:38:54	938	Guldhav, Erik		NOR		1:06:40	4:02	5:04:12	3:14	3:20:49
25		09:39:48	1052	Jennings, Mathew		AUS		1:01:16	3:13	5:01:00	2:44	3:31:37
26		09:40:45	1006	Skinnerlien, Rune		NOR		1:05:01	3:57	5:04:42	3:05	3:24:01
27		09:42:09	866	Sweeney, Craig		AUS		56:24	3:22	5:04:34	3:02	3:34:49
28		09:42:19	1079	Simkanin, Martin		SVK		1:00:42	3:23	5:05:59	4:12	3:28:04
29		09:43:09	957	Johnston, Chad		CAN		1:17:24	4:10	4:59:24	3:51	3:18:22
30		09:44:37	1013	Jacobsen, Ole		GER		56:18	2:34	5:12:18	3:00	3:30:28
31		09:44:42	948	Blanco, Richard		USA		1:05:16	3:19	5:02:55	3:16	3:29:58
32		09:44:42	903	Cross, Mark		NZL		1:07:44	2:59	5:04:34	2:38	3:26:49
33		09:44:57	932	Rouillard, Martin		CAN		1:00:39	2:53	5:23:36	4:12	3:13:39
34		09:45:27	1053	Dyer, Ashley		HKG	GBR	59:43	3:39	5:16:06	4:05	3:21:56
35		09:46:15	958	Couckuyt, Nico		BEL		1:06:47	3:11	5:02:08	3:46	3:30:26
36		09:46:51	931	Melowski, Dennis		USA		1:01:17	4:08	5:02:01	4:34	3:34:52
37		09:47:01	1009	Whitby, Brandon		CAN		1:01:24	3:38	5:06:33	3:17	3:32:12
38		09:47:52	960	Lehnen, Jens		GER		58:55	3:21	5:15:04	2:17	3:28:17
39		09:48:08	1083	Tveiten, Arild		NOR		58:54	2:00	5:10:32	2:48	3:33:57
40		09:48:10	1047	Latvaaho, Chris		USA		1:15:03	3:22	5:07:03	4:23	3:18:22
41		09:48:52	1072	Sink, Tomaz		SVN		1:01:29	2:58	5:22:32	4:30	3:17:25
42		09:49:02	1064	Beerda, Gosse		NLD		1:04:56	2:53	4:50:22	3:51	3:47:02
43		09:49:42	1022	Oseland, Neal		USA		1:13:12	3:07	5:12:39	2:50	3:17:56
44		09:49:52	875	Berker, Andre		GER		1:02:19	3:17	5:10:00	2:23	3:31:55
45		09:50:06	975	Gallego, Stephane		FRA		1:10:19	2:55	5:09:18	5:08	3:22:27
46		09:50:15	1098	Rizzi, Joe		CAN		1:02:09	3:22	5:10:21	4:12	3:30:13
47		09:50:36	1084	Gydesen, Jens		DNK		59:50	2:13	5:16:01	3:09	3:29:24
48		09:50:39	913	Borchardt, Jens		GER		1:01:19	2:57	5:15:24	4:05	3:26:56
49		09:50:51	914	Ference, Dave		USA		1:03:17	4:03	5:11:05	2:45	3:29:43
50		09:51:07	1090	West, Mitch		USA		1:02:13	3:24	5:10:08	4:16	3:31:09
51		09:51:36	1062	Weaver, Adam		USA		1:04:20	2:16	5:05:09	2:39	3:37:14
52		09:51:43	1955	Penner, Greg		USA		58:51	3:13	5:19:23	4:28	3:25:50
53		09:51:47	904	Durand, Frederic		NCL	FRA	1:02:54	3:32	5:09:39	3:35	3:32:08
54		09:53:48	861	Pietrofesa, Mark		USA		56:24	3:42	5:15:21	4:47	3:33:36
55		09:53:50	951	Porto, Ralph		BRA		1:06:27	2:55	5:32:21	5:47	3:06:21
56		09:54:03	1073	Muhlbauer, Dietmar		AUT		59:46	3:48	5:22:36	10:04	3:17:51
57		09:54:04	886	Szunyog, Zsolt		SWI	HUN	58:14	3:18	5:28:38	4:12	3:19:44
58		09:54:16	1075	Renner, Ramon		GER		1:10:10	3:30	5:16:09	4:19	3:20:10

2010 FORD IRONMAN WORLD CHAMPIONSHIP RESULTS

AGE GROUP RESULTS

Place	Bla	Time	Numb	Lname	Fname	Cnt	Rep	Swim	Tr1	Bike	Tr2	Run
59		09:54:18	1071	Guzman Pascual, Jordi		ESP		1:11:58	5:13	5:14:40	4:02	3:18:27
60		09:54:43	961	Bonnet-Badille, Philippe		FRA		1:05:07	3:34	5:19:46	4:06	3:22:12
61		09:55:30	905	Olsen, Randall		USA		1:13:16	2:57	5:06:25	3:19	3:29:35
62		09:55:50	1031	Sosa Jr, Arthur		USA		1:07:53	3:38	5:13:24	3:47	3:27:10
63		09:56:30	888	Cavedon, Gilbert		SWI		1:08:43	4:12	5:16:46	5:09	3:21:42
64		09:56:47	1080	Littlewood, Damion		GBR		1:01:09	2:57	4:59:32	4:47	3:48:25
65		09:56:59	1060	Cooper, Graham		USA		1:06:00	5:16	5:22:58	4:16	3:18:31
66		09:57:00	872	Mueller-Coons, Michael		AUS		59:22	3:06	5:04:45	3:36	3:46:14
67		09:57:03	1057	Van Der Burgt, Jason		NLD		1:11:29	3:48	5:13:24	3:46	3:24:37
68		09:57:11	1091	Schnabel, Bernd		GER		1:08:59	4:26	5:14:56	4:02	3:24:48
69		09:57:13	1012	Diedrich, Jochen		GER		1:03:41	3:00	5:09:46	2:45	3:38:03
70		09:57:41	1020	Doebert, Steffen		SWI	GER	1:05:42	4:10	5:13:02	3:35	3:31:13
71		09:57:47	1030	Hon, Chad		USA		1:01:38	3:09	5:09:32	3:00	3:40:29
72		09:57:49	1005	Knaus, Marcel		LIE		1:09:09	3:53	5:03:16	2:55	3:38:39
73		09:57:50	1014	Kollorz, Manuel		GER		1:09:01	3:14	5:13:33	5:36	3:26:28
74		09:58:03	1059	Spinosa, Rob		USA		1:14:45	3:59	5:03:33	4:12	3:31:36
75		09:58:06	953	Vanderhyde, Michael		USA		1:05:12	3:24	5:13:43	5:31	3:30:17
76		09:58:06	911	Nelson, Troy		USA		1:08:15	4:02	5:18:22	3:54	3:23:35
77		09:58:20	974	Brenner, Patrick		SWI		1:12:52	4:42	5:21:27	7:23	3:11:59
78		09:58:31	1096	Blow, Gregg		USA		1:14:10	4:08	5:02:16	3:18	3:34:41
79		09:58:56	1074	Straub, Marco		GER		1:20:20	3:23	5:15:26	4:12	3:15:36
80		09:59:15	1026	Robbins, Sean		USA		1:05:43	6:15	5:11:23	5:09	3:30:46
81		10:00:45	874	Karcher, Mario		GER		1:20:16	3:33	5:19:11	3:00	3:14:47
82		10:01:24	1001	Ewers, Benjamin		USA		1:07:30	3:39	5:20:57	3:51	3:25:28
83		10:02:38	1028	Selle, Michael		USA		59:41	3:51	5:23:01	4:32	3:31:34
84		10:02:43	1089	Vanduynslager, Karel		BEL		1:16:02	2:38	5:30:20	3:50	3:09:54
85		10:03:20	941	Nicholson, Kevin		NZL		1:13:18	3:10	5:04:55	2:51	3:39:08
86		10:03:42	868	Capellari, Rogerio		BRA		1:06:25	2:57	5:02:27	4:49	3:47:05
87		10:03:43	939	Barton, Anthony		USA		1:05:07	4:07	5:19:58	3:56	3:30:36
88		10:05:18	1081	Theriault, Derek		CAN		58:05	3:37	5:19:34	3:35	3:40:29
89		10:05:30	899	Doi, Keish		USA		1:05:43	3:07	5:09:24	3:21	3:43:58
90		10:05:40	1097	Walton, Adrian		CAN		1:06:17	4:13	5:15:06	4:44	3:35:23
91		10:06:38	879	Potter, John		USA		58:29	2:37	5:20:24	3:24	3:41:44
92		10:07:56	915	Brierley, Andrew		GBR		1:14:43	3:53	5:11:53	3:22	3:34:07
93		10:08:01	923	Comas, Albert		USA	ESP	1:09:55	3:25	5:08:58	4:39	3:41:06
94		10:09:21	877	Onishi, Masayuki		JPN		1:06:02	4:30	5:17:29	3:22	3:38:01
95		10:09:58	946	Fieldhack, Jeff		USA		1:04:15	3:11	5:21:16	3:13	3:38:04
96		10:10:04	898	Work, Randy		USA		1:02:32	4:06	5:24:14	5:12	3:34:02
97		10:11:10	1085	Garcia, Ramon		ESP		1:16:05	5:23	5:17:10	4:11	3:28:22
98		10:11:55	1050	Richdale, Scott		NZL		1:06:29	4:32	5:28:33	5:13	3:27:10
99		10:11:55	995	Cawood, Craig		SGP	AUS	1:06:13	4:25	5:26:49	5:27	3:29:03
100		10:11:59	1017	Mullen, Peter		USA		1:06:08	3:21	5:33:35	3:15	3:25:41
101		10:12:09	885	Dossow, Uwe		GER		1:10:52	4:47	5:17:53	3:22	3:35:17
102		10:12:36	871	Leclair, Martin		GER		1:12:39	3:08	5:23:49	7:45	3:25:16
103		10:13:32	971	Mattsson, Lars		SWE		1:01:25	4:00	5:23:48	3:47	3:40:35
104		10:13:56	1077	Brandt, Holger		GER		1:12:05	4:18	5:08:47	3:31	3:45:17
105		10:14:12	1082	Buchta, Andrew		USA		1:11:44	5:23	5:23:30	3:26	3:30:11
106		10:14:18	1051	Morgan, Craig		AUS		1:07:26	4:37	5:20:29	4:02	3:37:46
107		10:15:02	940	Franken, Darren		AUS		1:04:51	5:09	5:06:40	3:28	3:54:55
108		10:15:22	973	Kiso, Andreas		GER		1:17:52	3:54	5:26:51	5:51	3:20:56
109		10:15:30	869	Zbinden, Morgan		SWI		1:17:03	4:35	5:02:46	5:54	3:45:15
110		10:16:13	1023	Scheiring, Oliver		GER		1:14:18	2:58	5:19:29	2:55	3:36:35

2010 FORD IRONMAN WORLD CHAMPIONSHIP RESULTS

AGE GROUP RESULTS

65

Place	Bla	Time	Numb	Lname	Fname	Cnt	Rep	Swim	Tr1	Bike	Tr2	Run
111		10:17:00	1004	Hoesele, Gerd		AUT		1:14:31	3:48	5:12:58	2:55	3:42:49
112		10:17:02	1018	Falconer, Shannon		CAN		1:20:17	3:32	5:23:25	3:30	3:26:21
113		10:17:25	970	Jimenez, Humberto		MEX		1:05:38	5:32	5:24:43	4:41	3:36:53
114		10:17:26	902	Craig, David		NZL		1:12:58	3:02	5:16:23	4:15	3:40:49
115		10:17:34	906	Ariens, Mark		AUS		1:04:20	5:38	5:08:31	4:28	3:54:39
116		10:17:38	1044	Schultz, Karl		USA		1:08:11	6:09	5:10:13	4:01	3:49:06
117		10:17:42	856	Ferris, Michael		AUS		1:05:54	6:11	5:44:17	7:02	3:14:19
118		10:17:45	1063	Preston, Jared		USA	NZL	1:20:13	2:44	4:56:37	4:29	3:53:44
119		10:18:04	909	Gavioli, Claudio		BRA		59:37	3:23	5:15:45	4:48	3:54:33
120		10:18:25	1056	Warburton, Nathan		AUS		1:07:29	4:41	5:18:12	4:54	3:43:11
121		10:18:40	863	Barber, David		AUS		1:05:55	3:59	5:05:47	4:37	3:58:25
122		10:20:05	896	Stien, John		USA		1:02:45	3:22	5:26:52	4:49	3:42:20
123		10:20:09	1076	Heusinkveld, Gerrit		NLD		1:08:18	2:32	5:04:47	2:49	4:01:45
124		10:20:12	952	Salazar ArevALO, Jorge		ARG		1:08:36	3:42	5:21:55	4:20	3:41:42
125		10:21:16	1120	Muegge, Hans-Christian		GER		1:09:54	2:55	5:17:47	3:47	3:46:55
126		10:21:34	945	Dean, Steve		NZL		1:06:48	3:26	5:14:10	4:19	3:52:54
127		10:22:28	994	Liedtke, Klaus		SWI		58:55	2:35	5:21:33	3:36	3:55:51
128		10:22:31	962	van Stevendaal, Udo		GER		1:07:51	4:03	5:21:44	5:00	3:43:55
129		10:23:50	907	Davis, Damion		AUS		1:08:31	4:27	5:26:39	5:10	3:39:04
130		10:24:29	935	Hyland, Peter		USA		1:15:29	5:58	5:31:25	3:35	3:28:03
131		10:24:31	883	Decock, Jan		BEL		59:56	3:21	5:06:31	3:10	4:11:35
132		10:24:43	858	Stec, Michael		USA		1:13:49	4:00	5:30:11	2:58	3:33:48
133		10:25:41	936	Dunn, Bryan		USA		1:04:28	2:56	5:04:21	3:06	4:10:52
134		10:25:49	1092	Flaum, Marc		USA		1:10:36	4:44	5:07:17	4:06	3:59:07
135		10:25:55	1011	Konczak, Kevin		USA		1:04:15	5:10	5:26:35	4:58	3:44:59
136		10:26:02	990	Hindes, Iain		GBR		1:02:15	3:48	5:26:44	7:14	3:46:03
137		10:26:07	1093	Oshima, Hirofumi		USA	JPN	1:05:32	5:27	5:32:28	6:26	3:36:17
138		10:26:29	857	Vander Weide, Doug		USA		1:05:44	3:57	5:16:48	5:16	3:54:45
139		10:26:38	901	Sortino, Mark		USA		1:04:37	5:17	5:27:58	3:25	3:45:22
140		10:27:01	873	Maurer, Thomas		GER		1:08:51	4:08	5:16:34	4:27	3:53:03
141	DQ	10:27:28	997	Oldmeadow, Rip		USA	AUS	1:01:29	2:47	5:20:27	4:05	3:58:41
142		10:27:28	1003	Lord, Steven		GBR		57:39	2:17	5:21:41	4:17	4:01:36
143		10:27:41	944	Herbrich, Martin		SGP		1:13:38	5:05	5:33:40	4:01	3:31:19
144		10:28:01	1049	Pettingill, Jon		AUS		1:14:29	4:05	5:18:20	3:48	3:47:20
145		10:30:00	887	Levickas, Stephen		USA		1:03:11	3:30	5:26:37	3:06	3:53:38
146		10:30:23	996	Richards, Shaun		AUS		1:06:49	3:23	5:20:18	6:17	3:53:39
147		10:31:11	993	Ward, Bern		AUS		1:04:30	5:22	5:25:59	6:30	3:48:52
148		10:31:26	1029	Young, Jimi		USA		1:13:24	3:59	5:30:23	3:15	3:40:27
149		10:31:40	933	Jamison, James		USA		1:06:13	6:24	5:40:18	4:52	3:33:55
150		10:31:58	1048	Galarraga, Ignacio		ARG		1:11:09	4:08	5:14:28	5:19	3:56:57
151		10:32:31	947	Martens, Darrel		CAN		1:17:53	4:38	5:27:58	3:20	3:38:45
152		10:32:52	910	Matteo, Vincent		USA		1:07:24	5:48	5:34:21	2:37	3:42:44
153		10:33:04	942	Mcley, Glenn		NZL		1:03:13	3:06	4:58:07	2:52	4:25:49
154		10:33:09	1016	Reilly, Sean		USA		1:19:03	3:39	5:39:01	2:54	3:28:34
155		10:33:12	976	Williams, Casey		USA		1:25:25	9:03	5:17:46	5:44	3:35:15
156		10:34:28	1068	Stromberg, James		USA		1:07:39	5:09	5:20:10	5:25	3:56:07
157		10:36:15	943	McLean, Peter		AUS		1:06:57	4:13	5:21:20	6:09	3:57:37
158		10:36:18	922	Allison, Robert		USA		1:06:38	6:37	5:29:51	5:21	3:47:53
159		10:36:28	912	Hauser, Andre		AUT		1:12:37	5:39	5:29:50	5:29	3:42:54
160		10:36:57	1086	Mencin, Alexander		GER		1:18:56	5:52	5:26:49	4:21	3:41:01
161		10:37:04	859	Bohmer, Bernhard		AUT		1:15:52	4:22	5:24:49	3:18	3:48:46
162		10:39:20	1008	Woods, Douglas		USA		1:19:18	3:53	5:26:42	6:04	3:43:25

2010 FORD IRONMAN WORLD CHAMPIONSHIP RESULTS

AGE GROUP RESULTS

Place	Bla	Time	Numb	Lname	Fname	Cnt	Rep	Swim	Tr1	Bike	Tr2	Run
163		10:39:33	1087	Harinck, David		BEL		1:07:54	4:09	5:21:07	4:52	4:01:33
164		10:39:46	1094	Racadot, Benoit		FRA		1:01:35	3:44	5:12:09	4:13	4:18:07
165		10:39:49	1015	Appel, Peter		GER		1:18:53	4:11	5:24:50	4:20	3:47:37
166		10:41:19	890	Jacobs, Jeff		USA		1:06:19	3:45	5:17:10	4:22	4:09:45
167		10:41:42	1069	Bathurst, Ken		USA		1:25:20	3:31	5:02:13	4:51	4:05:49
168		10:41:42	1043	Chapin, Steve		USA		1:06:04	4:15	5:16:09	6:33	4:08:44
169		10:42:34	921	Wilde, Erik		USA	GER	1:07:33	4:56	5:12:06	4:34	4:13:27
170		10:42:51	918	Lang, Alexander		GER		1:07:53	2:49	5:22:52	3:46	4:05:33
171		10:43:02	965	Mori, Masaki		JPN		1:18:53	5:59	5:39:36	3:33	3:35:03
172		10:43:20	1067	Duvall, Glen		USA		1:25:05	4:28	5:35:50	4:43	3:33:17
173		10:43:53	1054	Gronnegaard, Brian		DNK		1:26:41	4:13	5:25:45	3:25	3:43:50
174		10:44:00	937	Cook, Jerald		USA		1:04:12	2:15	5:10:26	2:34	4:24:35
175		10:44:06	1061	Taylor, Marty		USA		1:10:56	4:36	5:30:15	4:31	3:53:49
176		10:44:25	884	Moore, Stephen		GBR		1:18:36	5:35	5:13:23	3:58	4:02:55
177		10:46:22	870	Bouvier, Arnaud		FRA		1:15:34	4:12	5:28:04	7:43	3:50:51
178		10:48:08	1951	Mullaney, David		USA		1:20:30	5:14	5:11:03	6:14	4:05:09
179		10:48:24	934	Aris, Stephan		GER		1:19:19	4:19	5:24:59	4:35	3:55:15
180		10:49:16	860	Pimentel, Eligio		USA		1:06:24	6:19	5:31:25	3:44	4:01:26
181		10:52:37	991	Kyle, Dave		USA		1:04:53	3:41	5:08:26	3:33	4:32:06
182		10:52:40	1954	Dresden, Scott		USA		1:11:26	4:11	5:32:39	4:04	4:00:21
183		10:52:42	1042	Lampa, Boris		GER		1:20:37	4:21	5:45:34	4:36	3:37:35
184		10:54:12	1033	Jeukendrup, Asker		GBR		1:20:21	3:37	5:09:35	2:28	4:18:12
185		10:55:38	867	Oliveira, Samuel		BRA		1:19:44	3:57	5:41:05	5:04	3:45:50
186		10:56:05	968	Uhlenbrock, Volker		GER		1:05:44	3:10	5:19:28	5:51	4:21:53
187		10:58:42	897	Davis, Doug		USA		57:54	4:38	5:18:24	7:05	4:30:43
188		10:59:47	160	Haas, David		USA		1:00:10	4:13	5:45:28	7:47	4:02:11
189		11:01:50	954	Moody, Christopher		USA		1:09:01	4:10	5:26:45	2:56	4:19:00
190		11:01:54	963	Pernici, Massimiliano		ITA		1:05:17	3:31	5:41:43	3:06	4:08:18
191		11:05:14	992	Stoutner, Richard		MEX		1:18:54	4:53	5:43:35	7:12	3:50:40
192		11:06:06	919	Shields, Darin		USA		1:11:11	3:35	5:23:26	3:37	4:24:19
193		11:06:59	1078	Spies, Stefan		GER		1:12:47	4:22	5:19:30	7:21	4:23:00
194		11:09:16	881	Song, Kangsub		KOR		1:14:27	4:21	5:42:07	4:58	4:03:24
195		11:19:42	950	Piza, Paulo		BRA		1:05:10	3:58	5:47:17	5:48	4:17:31
196		11:21:19	878	Koseki, Nozomu		JPN		1:13:39	7:00	5:45:10	4:34	4:10:58
197		11:21:29	880	Inaba, Takashi		JPN		1:07:33	2:26	6:04:53	4:38	4:02:02
198		11:21:50	1024	Boeker-Blum, Tom		GER		1:11:15	3:06	5:51:06	4:48	4:11:37
199		11:22:38	1101	Enge, Brian		USA		1:01:32	3:46	5:35:24	4:30	4:37:28
200		11:24:30	1953	Kingston, Michael		USA		1:07:59	4:31	6:03:32	5:21	4:03:09
201		11:25:01	986	Champion, Gavin		NZL		1:13:25	3:41	5:36:42	4:13	4:27:01
202		11:25:11	876	Murphy, Nick		GBR		1:24:47	4:35	5:29:01	5:06	4:21:44
203		11:27:27	1007	Ragual, Jim		USA		1:07:55	4:09	5:59:24	4:35	4:11:25
204		11:30:04	1100	Haep, Christian		GER		1:13:34	2:50	5:57:34	5:33	4:10:35
205		11:31:17	1956	Ripley, Tom		USA		1:08:56	4:01	5:38:52	3:43	4:35:47
206		11:32:39	949	Werner, Erik		USA		1:08:41	3:46	5:24:22	3:36	4:52:14
207		11:33:49	972	Suzuki, Keigo		JPN		1:23:55	9:53	6:04:43	6:46	3:48:34
208		11:35:33	864	Snow, Sean		USA		1:05:57	4:08	5:31:53	5:13	4:48:25
209		11:39:37	980	Day, Christopher		AUS		1:02:43	9:01	5:58:24	11:40	4:17:50
210		11:41:31	998	Kateraas, Espen		USA		1:08:38	2:57	5:15:46	4:07	5:10:05
211		11:41:42	979	Borke, Todd		USA		1:06:56	6:06	5:40:03	7:03	4:41:36
212		11:44:20	1021	Vetter, Bjoern		GER		1:12:06	3:21	5:11:00	5:00	5:12:55
213		11:45:18	1032	Rosenman, Andrew		USA		1:22:10	4:36	5:56:05	4:13	4:18:14
214		11:48:53	981	Laskowski, John		USA		1:15:12	7:18	6:06:33	4:34	4:15:18

2010 FORD IRONMAN WORLD CHAMPIONSHIP RESULTS

AGE GROUP RESULTS

Place	Bla	Time	Numb	Lname	Fname	Cnt	Rep	Swim	Tr1	Bike	Tr2	Run
215		11:49:12	1034	Siskind, Eric		USA		1:25:44	4:18	6:09:57	5:20	4:03:54
216		11:50:12	917	Ruby, Brent		USA		1:14:50	5:14	5:36:24	4:32	4:49:15
217		11:54:17	894	Church, Michael		USA		1:14:18	4:30	6:08:31	4:10	4:22:49
218		12:04:04	987	Dunlap, Scott		USA		1:21:12	7:10	6:02:35	10:48	4:22:21
219		12:06:18	1103	Lebda, Douglas		USA		1:13:14	6:12	6:26:09	8:33	4:12:12
220		12:06:56	1041	Proft, Andrew		USA		1:14:49	4:58	6:18:34	7:02	4:21:36
221		12:10:10	1040	Huntley, Jeffrey		USA		1:15:39	7:14	6:20:15	4:40	4:22:24
222		12:12:17	1952	Pressman, Steven		USA		1:26:32	4:06	6:20:12	7:21	4:14:08
223		12:16:00	1055	Bergen, John		USA		1:07:41	3:26	6:07:23	4:53	4:52:39
224		12:27:20	955	Henbest, Doug		USA		1:24:06	5:41	5:55:50	11:26	4:50:18
225		12:28:24	1035	Preston, Brian		CAN		1:20:01	8:29	6:35:10	7:22	4:17:24
226		12:34:39	900	Gillotti, Marc		USA		1:13:40	6:14	5:50:51	9:09	5:14:46
227		12:48:00	925	Downing, Timothy		USA		1:02:40	4:37	6:38:21	4:55	4:57:29
228		12:48:36	1058	Benitez-Nelson, Bryan		USA		1:04:13	4:58	5:44:57	3:43	5:50:46
229		12:49:12	1038	Fajardo, Manuel		ECU		1:10:05	2:57	5:50:00	8:02	5:38:10
230		12:51:07	924	Dewald, Stephen		USA		1:07:49	5:30	6:13:12	5:32	5:19:05
231		12:51:50	930	Clancy, Edward		USA		1:29:41	4:32	6:18:44	5:27	4:53:28
232		12:58:21	163	Schauble, Chris		USA		1:25:07	4:47	6:19:43	6:34	5:02:12
233		13:18:05	893	Akesson, Marc		USA		1:28:39	6:19	6:20:09	10:18	5:12:41
234		13:19:09	851	Van Saun, Slaten		USA		1:37:39	9:32	6:37:10	6:42	4:48:08
235		13:21:21	928	Ladd, Ryan		USA		1:33:43	5:58	6:51:12	7:35	4:42:55
236		13:25:31	855	Lee, Steve		USA		1:33:30	9:59	6:44:10	11:52	4:46:01
237		13:35:42	1104	Allen, Jeffrey		USA		1:25:08	5:05	6:39:10	7:31	5:18:51
238		13:38:19	892	Moore, Gerald		USA		1:13:06	5:28	6:27:42	7:38	5:44:27
239		13:40:12	982	Nossa, Robert		USA		1:34:31	7:22	7:26:19	6:33	4:25:30
240		13:41:38	1102	Kaplan, Scott		USA		1:22:08	7:01	6:51:32	9:48	5:11:13
241		13:41:53	1039	Olsson, Mike		CAN		1:43:35	5:55	6:21:36	6:38	5:24:11
242		13:43:31	164	Kramer, Tom		USA		1:12:02	14:41	6:54:38	15:24	5:06:48
243		13:48:25	984	Paterson, Richard		CAN		1:22:43	8:23	6:37:14	9:14	5:30:52
244		13:51:23	985	Baker, Patrick		USA		1:25:52	11:29	6:57:28	9:37	5:06:59
245		13:56:21	983	Price, Darren		USA		1:23:31	13:15	7:05:16	10:31	5:03:50
246		13:59:30	889	Merz, Shane		USA		1:44:02	10:35	6:44:36	13:42	5:06:37
247		14:00:51	929	Pajaro, Michael		USA		1:34:22	5:58	6:51:01	2:48	5:26:45
248		14:07:21	1037	Tamayo Larranaga, Luis		MEX		1:10:06	4:58	6:28:56	11:31	6:11:52
249		14:12:49	891	Schulenberg, Jim		USA		1:28:29	5:30	6:30:32	13:54	5:54:27
250		14:14:00	927	Schiavo, Ross		USA		1:36:52	7:13	6:53:19	10:43	5:25:54
251		14:21:12	1105	Alvarez, Luis		COL		1:39:52	8:29	6:57:07	10:23	5:25:22
252		14:21:38	853	Paredes, Ernesto		USA		1:18:08	8:41	7:17:14	8:53	5:28:44
253		15:06:51	1099	Killeen, Doug		USA		1:27:51	5:05	6:19:01	6:38	7:08:18
254		15:09:55	852	Mayer, Richard		USA		1:23:41	7:46	7:06:48	12:01	6:19:41
255		15:29:46	1036	Oringderff, Brian		USA		1:34:21	16:58	7:41:42	14:17	5:42:31
256		15:54:39	850	Zerressen, Dirk		GER		1:27:49	8:14	7:13:19	7:55	6:57:24
257		16:00:25	926	Hagele, David		USA		1:22:56	9:54	7:50:27	12:52	6:24:18
258	DNF		1095	Dudley, Taylor		USA		1:04:28	6:26	5:29:45	6:35	
259	DNF		895	Kelly, Brendan		USA		1:30:48	6:11			

2010 FORD IRONMAN WORLD CHAMPIONSHIP RESULTS

AGE GROUP RESULTS

Men 45 - 49 Awards

Place	Bla	Time	Numb	Lname	Fname	Cnt	Rep	Swim	Tr1	Bike	Tr2	Run
1		09:18:21	739	Aja, Fernando		ESP		1:07:05	2:50	5:05:28	7:12	2:55:48
2		09:24:48	754	Haidenek, Peter		AUT		1:04:16	3:46	4:56:16	3:17	3:17:15
3		09:26:03	637	Lavoie, Pierre		CAN		1:01:25	3:12	4:58:05	3:18	3:20:05
4		09:27:48	768	Kitazato, Nobuo		JPN		59:58	3:15	5:20:50	3:13	3:00:34
5		09:28:12	697	Boyce, Albert		USA		54:47	3:07	5:12:55	2:50	3:14:34
6		09:28:33	688	Nixon, Richard		USA		1:05:01	3:23	5:04:13	3:18	3:12:39
7		09:31:34	707	Schloegel, Robert		USA		1:01:35	3:36	5:10:13	2:47	3:13:26
8		09:34:59	626	Newman, Mark		USA		57:04	4:33	5:19:55	4:09	3:09:19
9		09:42:29	755	Lohmann, Peter		GER		1:15:39	3:11	5:08:47	3:37	3:11:17
10		09:43:15	647	Geoghegan, Mark		USA	AUS	1:06:45	3:40	5:17:48	3:28	3:11:36
11		09:44:15	649	Glah, Ken		USA		58:47	3:21	4:58:25	4:05	3:39:38
12		09:45:50	736	Hobson, Richard		FRA	GBR	1:00:00	2:47	4:57:43	2:22	3:43:00
13		09:46:00	734	Jones, Scott		USA		1:01:06	3:08	5:12:52	3:06	3:25:49
14		09:46:35	639	Meagher, John		AUS		1:02:30	7:30	5:13:05	5:16	3:18:14
15		09:50:00	687	Canham, Roger		GBR		1:11:26	3:28	5:05:05	4:27	3:25:35
16		09:51:00	611	Schmatz, Wolfgang		GER		1:04:32	3:23	5:17:55	3:26	3:21:45
17		09:51:39	662	Tanaka, Takeshi		JPN		1:05:12	2:59	5:33:20	2:55	3:07:16
18		09:53:14	644	Slater, Peter		GBR		1:04:17	4:10	5:11:04	6:03	3:27:41
19		09:53:28	738	Martinez, Antonio		FRA		1:03:27	3:26	4:57:58	4:11	3:44:28
20		09:55:59	756	Heilman, Rich		USA		1:05:17	4:02	5:07:46	4:26	3:34:30
21		09:56:51	742	Macdonell, Brett		USA		1:04:25	3:19	5:13:17	4:01	3:31:52
22		09:56:58	780	Sublett, Brett		USA		1:04:43	4:40	5:20:08	3:14	3:24:15
23		09:57:10	750	Geissler, Juergen		GER		1:06:21	3:49	4:59:30	5:44	3:41:47
24		09:57:34	766	Ishikura, Keisuke		JPN		1:06:48	3:06	5:23:06	3:00	3:21:36
25		09:58:00	701	Kawashima, Ryuichi		JPN		1:07:34	4:37	5:25:25	3:28	3:16:58
26		09:58:59	729	Hebebrand, Mike		USA		1:04:37	4:41	5:06:42	3:02	3:39:59
27		09:59:08	615	Boyes, David		AUS		1:09:56	2:23	5:10:09	2:48	3:33:55
28		10:00:24	761	Tundo, Tonino		SWI		1:08:46	6:00	5:20:29	6:01	3:19:10
29		10:00:39	763	Bernhard, Anton		AUT		1:18:42	2:43	4:57:09	5:30	3:36:37
30		10:01:19	790	Gruber, Michael		GER		1:18:38	3:50	5:04:05	3:39	3:31:09
31		10:01:57	774	Rischman, Rick		USA		1:14:01	3:30	5:22:43	3:59	3:17:46
32		10:02:06	740	Stephenson, Chris		USA		1:23:33	2:44	5:12:27	3:28	3:19:57
33		10:02:53	616	Lonnemann, Dirk		GER		1:07:47	3:43	5:19:14	2:58	3:29:12
34		10:04:17	689	Torres, Andres		USA	COL	1:02:28	4:02	5:11:26	3:58	3:42:24
35		10:05:09	700	Wachter, Rudolf		GER		1:04:20	3:39	5:05:25	5:07	3:46:40
36		10:06:06	744	Neilsen, Eric		USA		1:03:37	2:57	5:09:19	5:20	3:44:56
37		10:06:51	775	Allen, David		AUS		1:04:15	3:34	5:21:37	3:46	3:33:40
38		10:08:12	749	Jakobler, Thomas		GER		1:11:53	3:45	5:15:45	5:19	3:31:31
39		10:08:31	613	Bushey, Gary		USA		1:02:53	3:24	5:21:28	3:13	3:37:35
40		10:08:38	692	Hill, Rob		AUS		1:14:29	5:55	5:19:18	4:03	3:24:55
41		10:08:45	627	Moller, John Hvass		DNK		1:19:06	4:02	5:02:46	5:25	3:37:27
42		10:09:26	747	Ensminger, John		USA		1:00:10	3:39	5:21:20	4:22	3:39:57
43		10:09:39	656	Simeoni, Francesco		ITA		1:04:17	3:23	5:22:45	4:05	3:35:12
44		10:10:33	710	Ferreira, Mike		USA		1:07:20	3:11	5:18:13	2:57	3:38:52
45		10:10:35	752	Dittberner, Toralf		GER		1:18:30	4:15	5:22:09	3:33	3:22:09
46		10:10:46	638	Schneider, Uwe		GER		1:13:12	4:28	5:17:45	2:50	3:32:32
47		10:10:58	721	Dirks, Renato		GER		1:11:04	3:26	5:16:45	3:45	3:36:00
48		10:12:06	686	White, Paul		CAN		1:16:00	3:11	5:16:43	2:38	3:33:36
49		10:14:17	603	Nugent, Terry		USA		1:03:50	4:01	5:04:49	2:56	3:58:43
50		10:14:57	737	Ciaverella, David		USA		1:08:42	3:51	5:18:00	3:53	3:40:32

2010 FORD IRONMAN WORLD CHAMPIONSHIP RESULTS

AGE GROUP RESULTS

69

Place	Bla	Time	Numb	Lname	Fname	Cnt	Rep	Swim	Tr1	Bike	Tr2	Run
51		10:16:16	655	Welsch, Ruediger		GER		1:04:12	4:27	5:22:51	3:46	3:41:03
52		10:18:00	776	Burke, Shawn		USA		1:04:24	4:55	5:18:52	4:36	3:45:14
53		10:18:58	757	Sullivan, Jim		USA		1:14:43	4:50	5:20:42	4:56	3:33:49
54		10:19:14	698	Meissner, Harry		GER		1:07:30	3:30	5:13:45	3:48	3:50:44
55		10:19:24	654	Hammann, Roger		GER		1:08:16	2:56	5:31:11	3:49	3:33:14
56		10:19:31	778	Davis, Michael		USA		55:43	2:32	5:18:49	5:08	3:57:21
57		10:19:34	694	Zaher, Ahmed		USA	EGY	59:21	4:04	5:06:30	6:14	4:03:27
58		10:21:27	782	Moeller, Uwe		GER		1:07:33	3:01	5:11:18	3:12	3:56:25
59		10:22:59	703	Wetzel, Ingo		GER		1:11:44	2:42	5:11:45	3:37	3:53:12
60		10:24:13	660	Hoerandner, Guenter		AUT		1:06:39	2:26	5:16:50	4:48	3:53:31
61		10:24:16	726	Reid, David		HKG		1:06:59	4:44	5:34:25	3:56	3:34:14
62		10:24:36	720	Beckmann, Holger		USA	GER	1:04:23	3:29	5:21:49	4:49	3:50:09
63		10:24:48	753	Antonov, Antti		SWE		1:04:01	5:11	5:27:16	7:37	3:40:44
64		10:25:24	746	Sanchez, Manuel		USA	CAN	1:09:05	4:22	5:26:02	5:08	3:40:49
65		10:25:37	614	Poblete, Gustavo		MEX		1:04:27	5:24	5:27:01	4:27	3:44:20
66		10:25:58	601	Vuailat, Franck		FRA		1:11:31	5:26	5:29:16	11:22	3:28:25
67		10:27:06	706	Busko, Billy		USA		1:17:04	3:59	5:23:59	2:55	3:39:11
68		10:28:03	751	Richter, Stefan		GER		1:15:40	2:16	5:34:05	3:27	3:32:37
69		10:28:19	683	Mueller, Gerhard		AUT		1:22:45	4:07	5:27:35	3:54	3:30:00
70		10:30:24	722	Lumley, Steve		GBR		1:10:47	3:05	5:38:53	4:37	3:33:04
71		10:30:41	731	Stewart, Andrew		AUS		1:01:02	4:37	5:24:16	6:42	3:54:06
72		10:32:34	693	Buchanan, Trevor		AUS		1:17:38	3:40	5:32:36	4:46	3:33:55
73		10:33:09	743	Donahue, Joseph		USA		1:05:38	4:32	5:31:43	5:21	3:45:57
74		10:33:45	630	Vervisch, Stefaan		BEL		1:13:58	3:33	5:21:04	4:41	3:50:31
75		10:33:51	600	Trouve, Pascal		BEL		1:05:25	6:34	5:29:47	5:28	3:46:39
76		10:34:14	696	Hert, Paul		USA		1:20:29	3:51	5:22:39	5:31	3:41:45
77		10:34:24	690	Hiraiso, Masashi		JPN		1:22:49	4:25	5:37:34	4:04	3:25:35
78		10:35:01	634	Warner, Peter		USA		1:06:03	4:45	5:32:39	4:26	3:47:10
79		10:36:01	628	Tesch, Michael		GER		1:16:06	3:56	5:29:07	3:19	3:43:35
80		10:37:31	612	Lehrieder, Gerald		GER		1:17:42	3:50	5:39:55	3:21	3:32:43
81		10:37:51	622	Knapp, John		GBR		1:14:07	3:16	5:42:07	3:27	3:34:56
82		10:37:51	735	Mercer, Neil		GBR		1:13:45	3:32	5:20:01	4:33	3:56:03
83		10:38:52	667	Smith, Dan		CAN		1:16:34	3:30	5:16:25	3:42	3:58:43
84		10:40:54	783	Hobson, Hunter		USA		1:08:33	4:13	5:25:05	4:29	3:58:36
85		10:41:26	724	Balsillie, Andrew		NZL		1:10:46	3:33	5:30:34	3:19	3:53:15
86		10:41:33	773	Newton, Thomas		USA		1:07:52	3:51	5:10:59	4:39	4:14:14
87		10:41:57	762	Logghe, Dirk		BEL		1:12:52	4:30	5:42:55	3:15	3:38:27
88		10:42:24	645	Valverde, Alex		BRA		1:11:05	4:19	5:07:33	5:51	4:13:37
89		10:42:53	779	Whyte, Chris		USA		1:09:11	4:54	5:24:17	5:02	3:59:30
90		10:45:53	699	Klause, Andreas		GER		1:15:40	4:12	5:24:51	3:08	3:58:04
91		10:46:02	602	Binder, Scott		USA		1:03:10	3:35	5:18:53	6:40	4:13:46
92		10:46:31	652	Sonnet, Horst		BEL		1:25:33	3:14	5:21:34	5:12	3:51:00
93		10:47:33	695	Farina, Ricardo		ARG		1:12:01	3:22	5:40:16	3:25	3:48:31
94		10:47:38	725	Duffy, Paul		SGP	GBR	1:16:18	5:12	5:24:50	5:02	3:56:19
95		10:47:50	650	Debrun, Thierry		FXX	FRA	1:12:20	5:48	5:28:57	5:28	3:55:19
96		10:48:17	663	Reveillard, Philippe		SWI		1:11:35	4:01	5:45:42	6:12	3:40:48
97		10:48:21	624	Johnsen, Alfred		NOR		1:16:31	3:31	5:08:33	3:10	4:16:38
98		10:48:48	669	Morris, Zane		USA		1:17:03	4:31	5:28:30	3:43	3:55:03
99		10:48:59	619	Oshea, Laurent		USA		1:07:17	4:02	5:19:05	3:38	4:14:59
100		10:49:29	741	Dobbs, Dana		USA		1:12:22	3:16	5:21:08	4:34	4:08:10
101		10:49:32	769	Promonet, Bruno		FRA		1:24:13	6:32	5:10:59	4:23	4:03:26
102		10:50:53	664	Marquard, Eric		USA		57:17	4:27	5:34:54	7:03	4:07:15

2010 FORD IRONMAN WORLD CHAMPIONSHIP RESULTS

AGE GROUP RESULTS

Place	Bla	Time	Numb	Lname	Fname	Cnt	Rep	Swim	Tr1	Bike	Tr2	Run
103		10:53:30	631	Omur, Korkut		CAN		1:04:06	5:39	5:43:12	4:25	3:56:10
104		10:53:46	665	Arnaudo, Alessandro		ITA		1:20:51	5:01	5:45:31	6:28	3:35:57
105		10:53:50	767	Courtial, Philippe		FRA		1:02:10	4:24	5:22:23	4:55	4:19:59
106		10:55:13	745	Paul, Devashish		CAN	IND	1:11:21	2:18	5:31:46	2:41	4:07:09
107		10:55:27	659	Christensen, Lars Mark		DNK		1:15:10	5:22	5:48:28	4:29	3:41:59
108		10:55:37	621	Sullivan, Kevin		USA		1:13:35	3:00	5:12:47	5:40	4:20:37
109		10:56:28	728	Richardson, Scott		AUS		1:04:07	4:58	5:23:02	7:20	4:17:02
110		10:57:13	632	Sollner, Jurgen		GER		1:14:03	5:27	5:35:17	4:33	3:57:55
111		10:58:57	732	Balazs, Rick		USA		1:11:47	3:43	5:47:10	4:39	3:51:40
112		10:59:37	681	Heisel, Gerd		GER		1:23:32	5:12	5:32:49	3:53	3:54:13
113		10:59:59	623	Poisson, John		USA		1:01:38	5:02	5:39:25	5:50	4:08:05
114		11:01:26	705	Krueger, Michael		GER		1:15:41	3:12	5:31:52	3:22	4:07:21
115		11:02:01	727	Ishida, Tsutomu		JPN		1:21:59	5:56	5:46:54	6:04	3:41:10
116		11:02:16	702	Kim, Jong		KOR		1:24:17	5:10	5:55:34	3:40	3:33:36
117		11:02:31	657	Schuhmeier, Andreas		AUT		1:18:27	2:07	5:32:52	3:20	4:05:47
118		11:03:59	651	Crook, Alexander		GER		1:18:55	4:55	5:48:20	5:13	3:46:36
119		11:05:50	643	Lehner, Martin		GER		1:14:48	4:51	5:52:49	6:33	3:46:50
120		11:06:41	684	Feltz, Steve		USA		1:09:51	4:04	5:22:21	3:48	4:26:38
121		11:06:49	760	Steiner, Hanspeter		SWI		1:16:54	4:59	5:31:01	4:29	4:09:28
122		11:07:01	640	Pacheco, Jorge		BRA		1:10:50	4:56	5:55:14	5:53	3:50:10
123		11:07:21	777	Clubb, John		CAN		1:25:27	5:02	5:49:28	3:52	3:43:35
124		11:07:36	770	Salonen, Pasi		SWE		1:02:23	3:11	5:03:41	4:39	4:53:43
125		11:08:04	618	Lawson, Dave		NZL		1:11:52	6:35	5:33:34	6:00	4:10:05
126		11:08:06	723	Blake, Mark		AUS		57:40	4:01	5:53:57	6:43	4:05:48
127		11:09:11	730	Finney, Robert		AUS		1:15:49	5:27	5:48:43	5:11	3:54:04
128		11:09:32	641	Osada, Fumitoshi		JPN		1:15:10	7:30	5:44:55	6:05	3:55:54
129		11:10:31	764	Ziegler, Jan		GER		1:18:05	4:57	5:49:54	5:07	3:52:30
130		11:10:46	604	Morris, Bob		USA		1:13:18	4:27	5:50:05	3:48	3:59:11
131		11:10:55	607	Garcia, Alex		USA		1:20:43	4:15	5:49:09	6:44	3:50:06
132		11:16:35	682	DeBoer, Shawn		USA		1:22:22	6:22	5:40:01	6:20	4:01:32
133		11:18:30	633	Tucker, Scott		USA		1:10:36	4:55	5:41:46	3:56	4:17:19
134		11:20:50	719	Keuns, Udo		GER		1:22:26	7:29	5:48:37	2:52	3:59:28
135		11:21:39	758	Finnie, Mitch		USA		1:19:26	4:50	5:45:27	3:40	4:08:18
136		11:22:10	772	Park, Gyeongyong		KOR		1:27:28	3:34	6:01:12	5:22	3:44:37
137		11:24:33	759	Payne, Bryan		CAN		1:15:05	6:26	5:47:01	3:29	4:12:34
138		11:25:52	642	Thow, Martin		AUS		1:16:16	5:02	5:21:49	3:18	4:39:30
139		11:27:32	668	bouvy, Frederic		FRA		1:26:33	7:27	5:48:48	4:38	4:00:07
140		11:27:52	748	Egea, Jordi		ESP		1:24:14	3:32	5:59:07	3:45	3:57:17
141		11:28:22	781	Locke, Stephen		USA		1:09:39	3:52	5:34:23	4:47	4:35:43
142		11:29:58	1946	Berkebile, Guy		USA		1:18:46	5:14	5:45:38	4:58	4:15:24
143		11:30:26	661	Greylinger, Gernot		AUT		1:11:27	3:15	5:36:12	3:39	4:35:54
144		11:35:49	635	Farquharson, Darrell		AUS		1:10:31	5:14	5:26:17	4:42	4:49:07
145		11:38:15	708	Silva, Carlos		USA		1:25:09	4:13	6:03:01	3:36	4:02:18
146		11:48:28	733	Pekarek, Milan		CZE		1:14:33	4:16	5:46:26	4:52	4:38:22
147		11:52:53	653	Haug, Juergen		GER		1:16:31	3:02	6:38:45	4:24	3:50:12
148		12:02:26	646	Nixon, Jason		USA		1:05:12	3:53	5:59:12	4:32	4:49:39
149		12:02:49	1948	Alvarez, Luis		MEX		1:13:47	7:41	6:01:52	7:13	4:32:17
150		12:09:12	679	Sikora, Andreas		GER		1:42:34	5:59	5:50:49	7:28	4:22:25
151		12:11:29	670	Capozza, Michael		USA		1:15:43	6:15	5:45:10	4:12	5:00:10
152		12:13:33	605	Hamilton, Russell		USA		1:18:34	9:04	6:12:02	10:53	4:23:02
153		12:20:35	672	Huelga, Fernando		USA		1:30:04	6:03	6:16:04	6:04	4:22:23
154		12:21:39	709	Agahnia, Kayvon		USA		1:30:20	4:12	6:02:04	4:55	4:40:10

2010 FORD IRONMAN WORLD CHAMPIONSHIP RESULTS

AGE GROUP RESULTS

71

Place	Bla	Time	Numb	Lname	Fname	Cnt	Rep	Swim	Tr1	Bike	Tr2	Run
155		12:25:42	715	Irving, Gary		CAN		1:19:48	7:51	6:02:31	7:40	4:47:54
156		12:27:52	1947	Beyer, William		USA		1:15:16	3:16	5:35:55	7:23	5:26:03
157		12:33:04	1949	Moses, Mark		USA		1:13:34	4:47	6:34:17	6:22	4:34:05
158		12:37:34	617	Rees, Daniel		USA		1:18:44	4:49	6:17:46	6:06	4:50:11
159		12:38:50	678	Coiner, Julian		USA		1:14:15	3:31	6:30:36	6:34	4:43:57
160		12:50:04	593	Scott, Wendell		USA		1:13:51	6:05	5:52:15	7:54	5:30:01
161		12:53:24	714	Dehaspe, Luc		BEL		1:27:07	6:18	6:46:05	6:36	4:27:20
162		12:54:51	648	Old, David		USA		1:20:09	4:13	5:54:14	5:27	5:30:50
163		12:55:27	599	Samuels, Shaun		USA		1:01:16	5:23	6:12:43	11:04	5:25:02
164		12:59:42	674	Loescher, Bradly		USA		1:14:06	10:04	6:34:44	6:50	4:53:59
165		13:00:25	606	Horpestad, Barry		CAN		1:27:36	5:23	6:29:48	6:03	4:51:36
166		13:08:04	595	Clarke, Timothy		USA		1:22:24	6:25	6:56:34	8:41	4:34:01
167		13:13:47	1950	Romano, Pasquale		USA		1:18:48	6:19	6:00:16	4:40	5:43:45
168		13:21:32	671	Burns, J.B.		USA		1:15:36	6:47	6:46:16	7:13	5:05:42
169		13:28:55	717	Mckee, Bruce		CAN		1:15:49	12:36	6:11:41	14:16	5:34:35
170		13:29:37	677	Holing, Clint		ZAF		1:40:10	9:21	6:54:41	6:43	4:38:43
171		13:35:48	716	Burton, William		USA		1:30:19	7:07	6:34:27	8:32	5:15:25
172		13:36:21	594	Karoczkai, Peter		USA		1:37:06	4:34	7:03:47	5:22	4:45:34
173		13:38:47	608	Toner, Paul		USA		1:15:11	10:44	6:56:10	7:25	5:09:20
174		13:43:53	610	Spiewok, Andreas		GER		1:04:36	7:46	7:01:44	9:03	5:20:45
175		13:54:55	596	Gair, Christopher		GBR		1:40:05	11:09	6:36:20	11:06	5:16:16
176		14:00:36	166	Wright, Todd		USA		1:38:29	3:27	6:32:08	5:35	5:40:58
177		14:13:02	609	Graef, Martin		GER		1:21:55	6:11	7:06:17	6:48	5:31:53
178		14:13:55	620	Nakamichi, Takeo		JPN		1:22:49	7:33	6:37:13	9:18	5:57:05
179		14:21:02	675	Bell, James		USA		1:29:12	5:47	7:08:51	8:22	5:28:52
180		14:39:35	713	Taulman, Ottie		USA		1:17:23	6:15	7:12:37	10:38	5:52:44
181		15:22:06	712	Wojcik, Thaddeus		USA		1:36:49	11:06	7:49:08	22:05	5:23:00
182		15:35:48	673	Begg, Tom		USA		1:19:51	12:28	7:42:50	20:21	6:00:20
183		15:46:24	598	Kober, Keith		USA		1:43:23	15:27	6:56:48	15:49	6:34:59
184		15:53:53	718	Truluck, Charles		USA		1:40:42	4:44	7:23:36	9:28	6:35:24
185		16:04:42	636	Fritz, Kenneth		USA		1:42:33	9:09	7:09:46	10:37	6:52:39
186		16:07:14	597	Caniza, Nestor		USA		1:42:21	8:48	7:45:55	13:35	6:16:36
187		16:36:28	680	Mallon, Michael		USA		1:47:28	6:59	8:16:05	7:33	6:18:24
188	DNF		625	Cascio, David		USA		1:05:55				
189	DNF		691	Gompers, Paul		USA		1:11:53	4:47	5:20:15	4:02	
190	DNF		658	Melmer, Dietmar		AUT		1:15:22	3:21	4:55:12	4:30	

Men 50 - 54 Awards

Place	Bla	Time	Numb	Lname	Fname	Cnt	Rep	Swim	Tr1	Bike	Tr2	Run
1		09:48:48	523	Blue, Michael		USA		1:12:51	3:25	5:03:00	4:14	3:25:20
2		09:52:41	516	Buehlow, Peter		CAN		1:16:24	2:25	5:08:28	2:46	3:22:40
3		09:53:44	546	Kretz, Patrice		CAN		1:05:27	3:52	5:06:12	3:23	3:34:52
4		09:55:57	469	Angelastrì, Sandro		SWI		1:11:52	2:36	5:04:54	3:29	3:33:09
5		09:56:18	517	Somerville, Toby		AUS		1:10:00	3:27	5:23:51	3:21	3:15:40
6		10:05:52	440	Hill, John		AUS		1:15:07	3:27	5:12:07	4:02	3:31:11
7		10:06:23	515	Rodgers, Tom		USA		1:13:50	3:51	5:09:51	4:07	3:34:46

2010 FORD IRONMAN WORLD CHAMPIONSHIP RESULTS

AGE GROUP RESULTS

Place	Bla	Time	Numb	Lname	Fname	Cnt	Rep	Swim	Tr1	Bike	Tr2	Run
8		10:13:48	496	Clark, David		USA		59:28	7:15	5:28:09	3:59	3:35:00
9		10:18:11	502	Toole, Edward		USA		1:14:26	4:33	5:15:42	5:39	3:37:54
10		10:18:55	463	Moro, Mark		AUS		1:13:21	4:16	5:13:50	4:14	3:43:15
11		10:19:15	532	Strat, Remy		FRA		1:12:50	4:24	5:29:24	5:27	3:27:13
12		10:21:53	521	Avrea, Jim		USA		59:26	3:21	5:23:35	3:38	3:51:55
13		10:23:33	526	Beauregard, Alan		USA		1:11:54	3:43	5:27:15	4:28	3:36:15
14		10:23:59	498	Agier, Philip		FRA		1:14:10	3:07	5:27:13	3:02	3:36:29
15		10:24:36	155	Molina, Scott		NZL		1:01:07	5:24	5:23:06	5:02	3:49:59
16		10:24:37	467	van Leeuwen, Jacques		NLD		1:06:49	4:04	5:15:44	5:07	3:52:55
17		10:25:03	499	Gotzinger, Walter		AUT		1:41:19	2:38	5:20:20	3:05	3:17:42
18		10:29:31	537	Otto, Gregor		SWI		1:07:22	4:11	5:16:10	5:31	3:56:19
19		10:31:02	509	Nugent, Kevin		USA		1:15:19	6:49	5:26:07	5:49	3:37:00
20		10:35:35	465	Merrill, Lindsey		USA		1:19:23	3:22	5:26:47	4:02	3:42:02
21		10:37:29	462	Avery, Wayne		USA		1:22:31	5:01	5:11:48	3:08	3:55:02
22		10:37:44	493	Allen, John		USA		1:11:55	4:36	5:21:00	6:03	3:54:13
23		10:38:26	491	Scordo, Pedro		ARG		1:15:24	3:21	5:40:46	3:13	3:35:45
24		10:41:37	540	Amann, Joachim		GER		1:06:42	4:54	5:32:49	8:32	3:48:42
25		10:42:08	534	Erkens, Patrick		BEL		1:12:27	4:32	5:37:40	4:12	3:43:18
26		10:42:36	539	Takahashi, Seigo		JPN		1:28:28	3:52	5:46:34	3:17	3:20:26
27		10:42:38	545	Hering, Jorg		GER		1:15:56	6:06	5:25:47	6:34	3:48:16
28		10:42:56	481	Bennatan, Andre		USA		1:07:54	3:19	5:40:28	5:59	3:45:17
29		10:45:15	544	De Boer, Rob		NLD		1:14:30	7:19	5:31:30	9:04	3:42:53
30		10:46:13	436	Ross, Mikey		CAN		1:07:35	4:17	5:54:55	3:42	3:35:45
31		10:47:12	528	Tilley, Brian		GBR		1:26:24	5:58	5:32:53	4:26	3:37:34
32		10:49:47	442	Chavez, Steven		USA		1:08:24	4:00	6:03:14	4:58	3:29:14
33		10:53:03	447	Blackwell, Jeff		USA		1:26:03	3:19	5:51:34	3:58	3:28:12
34		10:53:59	483	Smith, Malcolm		AUS		1:18:18	4:52	5:46:50	5:34	3:38:28
35		10:54:05	494	Roth, Jaimie		CAN		1:06:15	3:55	5:26:45	4:08	4:13:03
36		10:54:55	543	Jablonski, Ed		USA		1:13:19	4:31	5:50:27	4:34	3:42:06
37		10:56:58	530	Want, Mark		USA		1:14:09	5:52	5:42:28	4:21	3:50:10
38		10:58:37	466	Suzuki, Shigy		USA		1:10:21	4:19	5:36:36	4:52	4:02:31
39		10:58:48	487	Iedema, Pieter		NLD		1:27:45	4:47	5:34:25	5:07	3:46:47
40		10:59:25	432	Meuser, Christian		BEL		1:27:09	4:41	5:23:45	4:28	3:59:24
41		11:00:20	428	Tasman, Michael		USA		1:07:02	5:13	5:26:50	7:16	4:14:02
42		11:01:45	505	Wally, Ron		USA		1:08:55	4:14	5:29:28	4:28	4:14:41
43		11:01:47	506	Oehrle, Steve		USA		1:26:43	9:57	5:43:32	6:00	3:35:37
44		11:01:55	485	Tsukagoshi, Tatsuya		JPN		1:14:55	5:16	5:54:13	5:35	3:41:58
45		11:02:05	464	Walker, Randal		CAN		1:03:21	4:29	5:33:36	5:42	4:14:59
46		11:02:46	518	Hoffmann, Gerry		GER		1:26:08	2:54	5:34:52	3:25	3:55:29
47		11:04:06	538	Weimann, Udo		GER		1:16:25	4:39	5:39:28	3:42	3:59:53
48		11:04:39	501	Koki, Uzuki		JPN		1:18:44	6:16	5:46:51	7:46	3:45:03
49		11:04:52	488	Watson, Joseph		USA		1:19:15	4:04	5:39:43	3:51	3:58:02
50		11:04:59	533	Messina, Luca		ITA		1:21:52	4:36	5:50:34	5:13	3:42:47
51		11:05:28	495	Hatton, Steve		USA		1:25:07	4:49	5:44:48	4:00	3:46:47
52		11:05:34	441	Owens, Robert		AUS		1:14:32	5:05	5:56:22	6:45	3:42:52
53		11:06:12	522	Shimizu, Masato		JPN		1:24:17	3:12	6:00:05	5:20	3:33:20
54		11:06:38	482	Annear, John		AUS		1:16:01	5:30	5:47:24	4:29	3:53:17
55		11:06:53	510	Hitzemann, Jochen		GER		1:21:30	3:49	5:44:20	4:05	3:53:12
56		11:09:00	500	Blume, David		USA		1:18:40	8:51	5:59:24	7:32	3:34:35
57		11:11:30	542	Cassiers, Freddy		BEL		1:25:17	3:39	5:49:32	3:19	3:49:45
58		11:11:32	548	Helser, Eric		USA		1:21:27	6:05	5:51:31	3:33	3:48:58

2010 FORD IRONMAN WORLD CHAMPIONSHIP RESULTS

AGE GROUP RESULTS

73

Place	Bla	Time	Numb	Lname	Fname	Cnt	Rep	Swim	Tr1	Bike	Tr2	Run
59		11:12:04	508	Bannock, John		CAN		1:20:03	3:54	5:26:23	3:50	4:17:56
60		11:13:34	547	Mills, David		USA		1:11:56	4:14	5:43:10	3:48	4:10:28
61		11:15:22	472	Morrison, Gordon		CAN		1:11:30	4:30	5:36:29	4:36	4:18:20
62		11:15:39	460	Driver, Ian		CAN		1:12:23	6:05	5:35:43	5:27	4:16:03
63		11:15:56	431	Foulounoux, Thierry Ernest		FRA		1:13:27	5:31	5:32:01	4:46	4:20:14
64		11:16:29	519	Scott, Douglas		NZL		1:13:54	6:59	5:48:56	3:53	4:02:49
65		11:18:08	504	Mawhinney, Dave		GBR		1:13:20	4:17	5:35:27	4:07	4:20:58
66		11:19:32	497	Beyse, Uwe		GER		1:17:59	5:08	5:35:34	7:52	4:13:02
67		11:19:36	430	Kobayashi, Kenro		JPN		1:22:29	6:09	6:01:02	5:16	3:44:42
68		11:19:37	479	Keast, Brian		CAN		1:15:57	4:53	5:39:46	4:40	4:14:23
69		11:20:18	480	Salinas, Omar		MEX		1:20:32	4:49	5:59:34	4:00	3:51:26
70		11:21:40	429	Herrmann, Klaus		GER		1:13:34	3:03	5:39:06	3:22	4:22:37
71		11:24:19	468	Herget, Thomas		GER		1:21:31	5:07	5:45:46	3:42	4:08:15
72		11:26:28	457	Moldenhauer, Matthias		GER		1:26:29	4:42	5:29:42	4:53	4:20:44
73		11:28:43	448	Gordon, Douglas		USA		1:14:08	4:36	5:35:46	3:40	4:30:35
74		11:29:22	535	Weiland, Gerhard		GER		1:14:52	4:43	5:58:27	3:07	4:08:15
75		11:31:07	444	Irvine, Jim		USA		1:10:30	7:25	6:16:49	7:42	3:48:44
76		11:31:29	520	Grimm, Mike		USA		1:00:00	3:28	5:35:46	3:55	4:48:21
77		11:32:01	456	Dupree, Tim		USA		1:17:02	6:38	5:59:08	8:19	4:00:55
78		11:33:23	478	Chechele, Daniel		USA		1:20:57	4:42	5:36:30	3:58	4:27:17
79		11:34:19	529	Matarazzo, Giancarlo		BRA		1:14:16	3:55	5:48:26	4:43	4:23:02
80		11:35:33	470	Reed, Stephen		USA		1:18:46	5:04	5:44:25	4:18	4:23:02
81		11:38:29	503	Park, Dong In		KOR		1:30:26	5:08	6:03:41	4:36	3:54:40
82		11:44:42	541	Vandermersch, Frederik		BEL		1:19:00	7:24	6:00:27	3:40	4:14:13
83		11:45:25	489	Richardson, Kent		BMU		1:15:02	6:28	6:02:32	8:03	4:13:21
84		11:46:17	446	Brookner, Steve		USA		1:24:16	7:17	6:07:12	7:11	4:00:23
85		11:55:28	443	Kowollik, Karl Heinz		GER		1:18:17	4:27	5:54:15	5:42	4:32:49
86		11:57:12	433	Winestorfer, Tim		USA		1:17:44	7:15	5:30:33	9:04	4:52:39
87		12:05:07	512	Kelleher, John		CAN		1:44:13	6:28	6:18:20	6:59	3:49:09
88		12:06:31	1943	Esposito, Michael		USA		1:35:56	3:21	6:15:52	5:01	4:06:23
89		12:29:41	525	James, Paul		AUS		1:09:03	4:27	5:37:51	3:59	5:34:23
90		12:32:08	435	Samojeden, Matt		USA		1:16:37	5:34	6:04:42	6:31	4:58:46
91		12:33:54	492	Wrighthouse, James (Randy)		USA		1:15:21	8:43	6:06:58	7:40	4:55:13
92		12:44:21	445	Garnitschnig, Reinhold		AUT		1:06:26	3:41	5:33:32	4:53	5:55:51
93		12:44:29	434	Cho, Yongmoon		KOR		2:09:22	6:30	6:37:35	6:46	3:44:18
94		12:45:35	458	Twietmeyer, Tim		USA		1:19:28	7:09	6:07:25	6:08	5:05:25
95		12:46:11	486	Alford, Graeme		AUS		1:14:32	3:30	5:55:21	6:56	5:25:54
96		12:56:15	449	Kersch, Thomas		USA		1:05:22	7:24	6:51:01	9:28	4:43:03
97		12:58:26	513	Sharp, Michael		AUS		1:20:53	6:10	6:40:15	5:29	4:45:41
98		13:00:55	536	Roodzant, Hans		NLD		1:01:09	5:08	5:55:59	7:33	5:51:09
99		13:08:15	454	McGill, Joe		CAN		1:19:03	5:18	6:17:25	9:07	5:17:23
100		13:08:26	450	Dwenger, Bob		USA		1:32:43	9:41	6:15:36	7:42	5:02:46
101		13:21:39	507	Warner, Greg		USA		1:03:39	5:04	5:52:24	8:39	6:11:53
102		13:27:26	514	Kleanthous, Mark		GBR		1:13:50	6:54	6:43:50	8:11	5:14:43
103		13:27:27	477	Seideman, Russ		USA		1:21:24	9:24	6:42:17	10:30	5:03:53
104		13:31:47	453	Kootman, Jeff		USA		1:25:03	6:14	6:37:07	7:23	5:16:02
105		13:34:17	524	Moustoukas, Allan		AUS		1:09:15	3:38	5:36:15	4:37	6:40:35
106		13:49:17	1941	Christofferson, Randy		USA		1:20:27	6:57	6:21:02	8:29	5:52:24
107		13:54:53	427	Motto, Ed		USA		1:29:58	7:53	6:44:53	11:57	5:20:13
108		14:09:58	461	Black, Larry		USA		58:59	3:21	5:17:21	4:54	7:45:25
109		14:11:01	437	Saturn, Martin		USA		1:41:11	6:34	6:44:00	11:43	5:27:35

2010 FORD IRONMAN WORLD CHAMPIONSHIP RESULTS

AGE GROUP RESULTS

Place	Bla	Time	Numb	Lname	Fname	Cnt	Rep	Swim	Tr1	Bike	Tr2	Run
110		14:26:08	551	Cosgrove, Dean		USA		1:31:23	8:54	6:48:16	11:44	5:45:52
111		14:26:26	425	Luttermoser, Tom		USA		1:32:19	9:41	7:00:04	10:33	5:33:52
112		14:27:25	455	Jeha, John		USA		1:02:51	4:07	6:48:16	5:50	6:26:23
113		14:30:42	549	Jones, Duane		USA		1:25:52	6:51	6:54:30	9:59	5:53:31
114		14:43:52	474	Foulik, William		USA	FJI	1:49:25	6:35	6:40:50	8:25	5:58:40
115		14:52:23	426	Wagner, John		USA		1:34:32	9:33	7:05:57	7:53	5:54:30
116		14:53:01	452	Knutsson, Carl		USA		1:41:16	6:45	7:08:34	9:20	5:47:08
117		15:04:15	451	Pinker, Richard		AUS		1:19:58	4:40	7:00:30	5:41	6:33:28
118		15:13:34	511	Ishida, Noritake		JPN		2:07:57	3:25	7:11:47	10:16	5:40:11
119		15:38:54	490	Hugues, Joel		FRA	FXX	1:11:54	4:40	5:38:02	10:44	8:33:36
120		15:39:42	476	Belcher, Peter		USA		1:47:45	10:25	6:56:32	12:11	6:32:52
121		15:42:23	438	Vasconcellos, Ricardo		BRA		1:32:31	11:28	7:44:42	11:59	6:01:46
122		15:51:12	475	Favreau, Jim		USA		1:52:34	6:29	7:25:32	6:30	6:20:09
123		15:53:10	439	Weston, John		USA		1:38:09	8:36	7:32:38	6:54	6:26:56
124		16:28:10	1944	Wight, Robert		USA		1:33:40	9:17	7:11:31	13:04	7:20:41
125	DNF		531	Lamie, Michael		USA		1:00:51	4:20			
126	DNF		459	Cali, Laurent		USA		1:06:50	4:36			
127	DNF		1945	O'Brien, John		USA		1:17:48	8:01	5:57:20	8:35	
128	DNF		1942	Brown, Ray		USA		1:29:49	4:31			
129	DNF		473	Ridao, Richard		USA		2:02:48	6:36			

Men 55 - 59 Awards

Place	Bla	Time	Numb	Lname	Fname	Cnt	Rep	Swim	Tr1	Bike	Tr2	Run
1		09:53:38	373	Bonness, Joe		USA		1:13:09	2:42	5:02:16	4:09	3:31:24
2		10:10:11	377	Bertolo, Jean-Marc		FRA		1:13:33	3:39	5:21:45	3:44	3:27:31
3		10:15:55	348	Taylor, Gregory		USA		1:07:55	3:49	5:30:37	4:22	3:29:14
4		10:26:26	334	Churlet, Daniel		FRA		1:13:30	3:49	5:10:11	5:08	3:53:51
5		10:30:28	371	Stewart, Brett		AUS		1:13:54	6:14	5:19:23	5:57	3:45:02
6		10:49:44	386	De Leth, Klaas		NLD		1:04:29	7:03	5:19:10	5:18	4:13:46
7		11:00:32	329	Ossieur, Romain		BEL		1:22:37	4:10	5:47:09	3:02	3:43:36
8		11:01:16	342	Valena, Tomas		AUS		1:26:06	3:53	5:47:55	2:50	3:40:33
9		11:01:21	339	Fitch, Stu		AUS		1:04:45	4:08	5:39:18	4:02	4:09:11
10		11:01:35	381	Akahama, Koji		JPN		1:14:13	5:23	6:04:15	4:58	3:32:48
11		11:06:46	330	Simpson, Rick		USA		1:06:27	3:21	5:37:08	1:49	4:18:03
12		11:10:17	327	Vrastil, Miroslav		CZE		1:20:17	4:34	5:36:10	4:31	4:04:47
13		11:15:07	388	VanMeter Jr, George		USA		1:06:52	6:05	6:19:16	5:20	3:37:36
14		11:18:43	357	Behnsch, Michael		GER		1:17:13	3:33	5:24:09	5:57	4:27:53
15		11:21:24	326	Wien, Mike		USA		1:15:33	5:49	6:03:12	4:42	3:52:11
16		11:22:35	345	Kaitsuka, Kenji		JPN		1:11:00	7:18	6:07:21	5:29	3:51:28
17		11:22:52	359	Reid, George		CAN		1:13:48	5:49	6:13:26	3:26	3:46:25
18		11:25:46	378	Verdianz, Wolfram		AUT		1:13:48	5:39	5:40:25	8:47	4:17:09
19		11:27:33	383	Cater, Richard		USA		1:11:32	6:27	6:05:14	5:28	3:58:54
20		11:27:57	367	Norris, Randall		USA		1:20:31	3:42	5:37:02	5:50	4:20:53
21		11:28:44	358	Muessgens, Gerd		GER		1:19:06	6:00	6:01:47	7:42	3:54:12
22		11:30:18	372	Gotke Hansen, Hans		DNK		1:26:19	5:29	5:50:36	4:29	4:03:27
23		11:31:36	354	Kaiser, Nicholas		USA	GBR	1:20:29	5:27	6:04:51	4:15	3:56:35
24		11:33:27	380	Scholze, Holger		GER		1:34:28	4:47	6:04:57	3:16	3:46:00
25		11:34:43	332	Reed, Faron		USA		1:14:47	4:58	5:53:55	3:58	4:17:08

2010 FORD IRONMAN WORLD CHAMPIONSHIP RESULTS

AGE GROUP RESULTS

75

Place	Bla	Time	Numb	Lname	Fname	Cnt	Rep	Swim	Tr1	Bike	Tr2	Run
26		11:37:41	346	Etter, Heinz		SWI		1:27:58	3:53	6:00:55	4:05	4:00:52
27		11:38:53	349	Moriarty, David		NZL		1:30:03	5:48	5:59:50	3:32	3:59:42
28		11:40:58	387	Girardin, Claude		SWI		1:23:23	4:12	5:30:03	4:56	4:38:25
29		11:47:31	375	Saetermoe, Ronald		USA		1:10:39	4:13	6:05:38	3:58	4:23:05
30		11:48:49	351	McDonald, Kim		USA		1:02:34	4:33	6:20:36	13:49	4:07:20
31		11:49:31	355	Smith, Gary		USA		1:32:39	7:06	5:57:24	4:57	4:07:28
32		11:53:14	341	Prujean, Phillip		NZL		1:34:46	8:59	5:55:08	5:46	4:08:37
33		11:54:48	335	Okazaki, Yuichi		JPN		1:34:37	9:05	6:15:31	4:27	3:51:09
34		11:56:16	382	Spicer, Herb		USA		1:06:35	3:24	5:26:22	6:22	5:13:36
35		12:01:42	333	Del Sastre, Manuel		ARG		1:22:33	7:01	6:04:15	6:50	4:21:04
36		12:08:29	328	Tout, Richard		CAN		1:37:40	5:17	5:58:21	6:33	4:20:40
37		12:10:26	350	Kajiura, Hideichi		JPN		1:14:59	5:28	6:24:57	4:27	4:20:37
38		12:10:45	363	Seelinger, Walter		GER		1:19:40	5:23	6:00:00	5:16	4:40:28
39		12:11:07	347	Kuehn, Ken		USA		1:14:01	4:37	5:56:15	8:31	4:47:44
40		12:13:24	361	Essakow, Jeffrey		USA		1:07:09	6:12	6:10:43	8:05	4:41:17
41		12:21:14	369	Tate, Ian		SGP	AUS	1:26:04	7:28	5:57:19	7:19	4:43:06
42		12:21:53	370	Shiba, Kazuo		JPN		1:21:02	8:30	6:23:04	7:33	4:21:46
43		12:25:35	353	Beardsley, William		USA		1:04:55	7:59	5:16:47	8:11	5:47:44
44		12:26:46	356	Boylan, Scott		USA		1:24:37	8:40	6:45:06	6:21	4:02:04
45		12:35:53	340	Hokubo, Hirofumi		JPN		1:17:25	5:55	6:43:24	5:31	4:23:40
46		12:38:24	343	Leeper, Craig		USA		1:13:38	5:24	6:08:30	6:53	5:04:01
47		12:38:24	344	Greineisen, Bill		USA		1:16:03	7:11	5:56:44	7:47	5:10:42
48		12:41:44	385	Girard, Roger		CAN		1:35:38	4:31	6:27:27	7:51	4:26:19
49		12:44:24	389	Bryden, Grant		CAN		1:25:50	5:18	6:25:06	12:11	4:36:00
50		12:47:29	390	Siff, Barry		USA		1:45:09	4:29	6:12:41	6:20	4:38:53
51		12:57:15	365	Dana, Rick		USA		1:37:28	5:57	6:04:56	8:43	5:00:13
52		12:59:44	362	Berryman, Gregory		USA		1:17:05	6:49	6:35:34	6:25	4:53:52
53		13:00:48	337	Whitman, Bob		USA		1:37:54	7:57	6:25:55	7:33	4:41:31
54		13:25:21	1940	Rusin, Michael		USA		1:57:00	5:29	6:49:01	7:57	4:25:55
55		13:35:40	376	Knobbe, Timothy		USA		1:12:25	4:21	5:56:05	4:28	6:18:22
56		14:17:04	352	Straub, Richard		USA		1:26:13	4:45	6:53:45	6:38	5:45:45
57		14:29:38	331	Langland, Jim		USA		1:18:28	7:25	6:22:35	9:03	6:32:09
58		14:36:39	364	Weeks, Steven		USA		1:34:14	19:47	6:47:24	10:28	5:44:47
59		14:53:07	336	Barnhart, Paul		USA		1:14:08	10:00	6:30:43	9:18	6:49:01
60		15:31:25	338	Slight, Stephen		USA		1:37:57	6:07	7:27:30	8:26	6:11:28
61		15:33:02	325	Llaguno, Aloysius		USA	PHL	1:49:24	8:42	7:36:21	8:13	5:50:25
62		15:45:19	391	MacDonald, Kirk		USA		1:49:53	7:22	7:30:26	13:05	6:04:35
63		16:51:38	374	Smallwood, Brian		USA		1:26:38	13:44	8:17:52	9:29	6:43:57
64	DNF		368	McCarthy, Leo		USA		1:02:55	2:42	5:35:18	7:41	
65	DNF		360	Moats, Kevin		USA		1:06:41	2:51	5:11:38	3:43	
66	DNF		366	White, Michael		USA		1:36:36	2:03	6:30:30	2:40	



2010 FORD IRONMAN WORLD CHAMPIONSHIP RESULTS

AGE GROUP RESULTS

Place	Bla	Time	Numb	Lname	Fname	Cnt	Rep	Swim	Tr1	Bike	Tr2	Run
1		10:08:15	279	Tabarant, Yves		FRA	FXX	1:16:20	3:29	5:19:18	3:41	3:25:29
2		10:59:19	286	Halttunen, Arthur		USA		1:05:18	5:04	5:33:11	3:10	4:12:38
3		11:12:24	276	Domoney, Christopher		GBR		1:25:43	3:59	5:51:42	3:33	3:47:29
4		11:16:03	280	Radicke, Werner		GER		1:22:05	5:50	5:41:36	6:22	4:00:13
5		11:18:23	266	McGuire, Christopher		NZL		1:25:39	2:55	6:01:08	3:06	3:45:36
6		11:20:42	271	Hefti, Hermann		SWI		1:33:30	3:35	5:41:36	6:02	3:56:00
7		11:28:31	294	Ritchie, Donn		USA		1:10:32	5:11	5:52:07	5:29	4:15:13
8		11:31:50	265	Pitman, Alan		AUS		1:14:20	3:01	6:04:45	3:26	4:06:20
9		11:40:54	278	Smith, Louis		USA		1:10:25	4:12	6:11:36	7:21	4:07:21
10		11:46:05	296	Conway, Tim		USA		1:11:34	5:12	6:02:54	3:01	4:23:26
11		11:54:10	301	Tsurukawa, Masayoshi		JPN		1:35:20	4:26	5:57:18	4:06	4:13:02
12		11:54:11	277	Briscoe, Tim		ZAF		1:24:31	3:58	6:07:16	3:24	4:15:05
13		11:55:42	287	Anderson, Joe		USA		1:17:37	4:29	5:50:14	4:04	4:39:20
14		11:57:57	300	Gaffal, Werner		GER	AUT	1:31:29	7:05	6:08:50	7:32	4:03:02
15		12:03:18	291	Howitt, Rob		AUS		1:09:17	3:19	6:18:00	4:14	4:28:30
16		12:22:10	288	Drogla, Reinhard		GER		1:30:48	6:27	6:03:40	5:50	4:35:27
17		12:25:08	295	Holz, Dieter		GER		1:16:11	4:36	6:04:08	4:35	4:55:39
18		12:29:01	275	Fargey, Peter		CAN		1:30:40	6:30	6:24:51	6:49	4:20:13
19		12:32:55	270	Dicker, James		USA		1:19:27	8:29	5:55:30	8:43	5:00:47
20		12:40:56	302	Honermann, Alfred		DEU	GER	1:18:43	9:25	6:29:47	7:50	4:35:14
21		12:46:28	289	Ishihara, Satoshi		JPN		1:37:05	5:08	6:27:58	8:05	4:28:15
22		12:48:01	285	Jones, Lowell		USA		1:21:40	6:56	6:03:19	5:42	5:10:25
23		12:49:39	298	Song, Mark		USA		1:08:41	6:46	6:29:31	9:50	4:54:53
24		12:52:58	255	Barry, Richard		USA		1:18:05	8:23	6:22:20	6:32	4:57:40
25		12:55:11	269	Ladewig, Rob		USA		1:35:09	5:40	6:23:52	5:44	4:44:48
26		13:01:57	299	Seltmann, Josef		GER		1:24:21	4:36	6:43:14	5:20	4:44:28
27		13:05:25	290	Wilson, Ron		AUS		1:16:10	5:38	6:54:46	6:50	4:42:03
28		13:06:12	257	Ewers Jr, Benjamin		USA		1:22:03	4:45	5:56:41	6:07	5:36:38
29		13:08:58	281	Okawa, Ikuo		JPN		1:23:47	6:04	7:08:03	6:02	4:25:03
30		13:10:45	284	Gruenbaum, Hubert		GER		1:55:26	8:56	6:22:34	5:36	4:38:15
31		13:12:12	256	Dargin, Ian		USA		1:36:41	5:29	6:20:39	11:27	4:57:57
32		13:15:40	293	Wyper, Gord		USA	CAN	2:02:57	11:33	6:30:38	10:15	4:20:19
33		13:22:19	261	Balfour, Scott		GBR		1:25:32	5:29	6:56:42	5:27	4:49:11
34		13:48:33	297	Hodel, Daniel		USA		1:34:51	4:40	6:45:55	8:01	5:15:09
35		13:55:03	268	Partel, Ken		USA		1:39:48	6:30	6:15:47	9:05	5:43:55
36		13:57:01	267	Beehre, Gordon		NZL		1:35:42	10:11	7:12:38	7:37	4:50:56
37		14:01:25	254	Kagol, Steve		USA		1:37:52	13:13	6:36:52	8:14	5:25:15
38		14:13:44	259	Fassler, Hansjorg		SWI		1:31:35	4:24	6:31:14	5:28	6:01:05
39		14:20:16	264	Spaulding, Will		USA		1:22:21	11:57	7:30:01	9:00	5:06:59
40		14:34:34	258	Silva, Benedito		BRA		1:34:16	8:04	7:00:02	7:17	5:44:56
41		14:49:54	263	Przezdecki, Valentine		USA		1:55:08	10:24	6:55:19	11:56	5:37:09
42		14:57:27	272	Sauber, William		USA		1:31:29	7:22	6:27:38	8:57	6:42:02
43		15:13:24	260	Lansing, Dick		USA		1:37:25	8:04	7:01:06	8:56	6:17:55
44		15:18:06	283	Wallace, Robert		USA		1:16:25	7:10	7:35:16	8:15	6:11:01
45		16:03:03	262	Minkoff, David		USA		1:23:57	11:13	7:21:12	9:27	6:57:15
46		16:26:58	154	Haller, Gordon		USA		1:41:05	10:54	7:10:11	10:08	7:14:41
47		16:30:41	274	Burke, Paul		USA		2:01:21	10:56	7:19:03	11:13	6:48:10
48	DNF		273	Humboldt, Reinhold		GER		1:14:16	3:23	5:28:12	3:11	

2010 FORD IRONMAN WORLD CHAMPIONSHIP RESULTS

AGE GROUP RESULTS

Men 65 - 69 Awards

Place	Bla	Time	Numb	Lname	Fname	Cnt	Rep	Swim	Tr1	Bike	Tr2	Run
1		11:37:25	232	Winkler, Gotthard		GER		1:26:16	5:07	5:50:28	6:10	4:09:26
2		12:04:43	221	Wood, Peter		USA	NZL	1:32:44	6:19	5:55:54	4:35	4:25:13
3		12:17:50	242	Casoli, Massimo				1:20:56	5:55	6:08:50	5:16	4:36:55
4		12:30:03	227	Weinbrandt, Richard		USA		1:12:26	4:34	6:24:02	4:42	4:44:21
5		12:37:05	238	Stallknecht, Peter		GER		1:18:59	4:44	6:10:04	4:41	4:58:39
6		12:50:53	220	Thorsen, Geoffrey		AUS		1:24:19	6:16	6:25:02	6:17	4:49:02
7		12:50:56	230	Giroid, Bernard		NCL		1:19:55	3:26	6:28:20	7:11	4:52:06
8		12:51:03	226	Mueller, Peter		GER		1:46:50	7:23	6:45:01	5:45	4:06:06
9		13:14:56	237	Metz, Martin		GER		1:46:30	4:02	6:27:15	4:35	4:52:37
10		13:19:20	229	Nakagawa, Ryuji		JPN		1:47:32	6:15	6:56:43	4:40	4:24:12
11		13:25:51	236	Liebman, Marc		USA		1:32:14	8:00	6:45:09	7:24	4:53:07
12		13:44:24	224	Barker, Roger		CAN		1:57:36	7:43	6:51:33	6:57	4:40:37
13		13:56:00	228	Priest, Alan		USA		1:35:46	6:06	7:01:34	8:54	5:03:42
14		13:59:26	239	Yamaguchi, Hiroshi		JPN		1:42:05	8:45	6:27:46	4:42	5:36:09
15		14:01:10	219	Schmidt, Siegfried		GER		1:30:59	4:25	6:46:27	7:11	5:32:09
16		14:02:05	233	Peters, Gene		USA		1:32:06	6:31	6:45:31	7:48	5:30:11
17		14:05:43	217	Ogawa, Tadayoshi		JPN		1:20:44	7:43	7:23:35	6:56	5:06:47
18		14:06:56	235	Prosperi, Luciano		MEX	ITA	1:38:19	8:14	6:23:54	5:29	5:51:02
19		14:10:12	222	McClure, Robert		USA		1:44:05	6:59	6:46:04	8:21	5:24:44
20		15:18:48	240	Gilbert, Neil		AUS		1:41:46	10:14	6:50:15	16:01	6:20:34
21		15:22:02	234	Miller, Preston		USA		1:48:44	11:10	7:05:58	12:09	6:04:02
22		15:22:13	241	Bennett, Lewis		USA		1:42:45	8:24	7:07:13	15:24	6:08:28
23		15:28:18	216	Strott, Jurgen		GER		1:53:59	5:15	7:17:49	5:44	6:05:33
24		15:29:59	218	Ensslen, Dick		CAN		1:44:45	7:43	7:44:40	10:28	5:42:24
25		16:11:51	225	Snyder, Richard		USA		1:20:20	6:51	7:17:47	43:10	6:43:44
26		16:27:26	231	Gilles, Jean Pierre		USA		1:50:09	9:50	7:14:32	8:43	7:04:14
27	DNF		223	Lynch, Jack		USA		1:42:01	12:11	7:32:54	21:15	

Men 70 - 74 Awards

Place	Bla	Time	Numb	Lname	Fname	Cnt	Rep	Swim	Tr1	Bike	Tr2	Run
1		12:41:33	208	Paxson, Dean		USA		1:38:05	6:48	6:27:39	5:51	4:23:12
2		12:50:16	205	Pressler, Guenter		GER		1:51:38	3:31	6:31:31	3:52	4:19:46
3		13:22:34	209	Taki, Toyomi		JPN		1:25:44	5:41	6:47:53	5:06	4:58:12
4		13:42:23	200	Tarkington, Al		USA		1:24:14	8:33	6:32:53	5:21	5:31:25
5		13:43:08	206	Little, Roger		USA		1:37:46	5:23	6:55:04	9:07	4:55:49
6		13:45:48	202	Brunner, Eckhard		AUT		1:59:49	5:00	6:42:39	6:32	4:51:50
7		14:01:06	193	Ottaway, Ron		USA		1:37:26	6:40	7:02:50	8:12	5:06:00
8		14:07:45	201	Hoenig, Adalbert		GER		1:31:03	8:02	6:40:08	9:02	5:39:32
9		14:23:11	191	Fleming, Neil		NZL		1:46:39	11:04	6:57:22	7:29	5:20:40
10		14:32:04	204	Kobayashi, Tatsuo		JPN		1:40:08	7:19	7:19:48	7:08	5:17:43
11		14:38:37	211	Giroux, Edward		USA		1:24:11	10:56	7:16:19	9:01	5:38:12
12		14:49:24	210	Litzel, Richard		USA		1:42:30	6:38	7:09:17	6:13	5:44:48
13		15:07:17	203	Lehr, Walter		GER		2:00:29	8:17	7:18:39	9:23	5:30:31
14		15:11:10	197	Greb, Horst		GER		1:33:52	6:21	7:27:30	6:14	5:57:14
15		15:20:16	207	Warner, Courtney		CAN		1:39:46	9:50	7:31:54	8:37	5:50:11
16		15:24:39	199	Heins, Bob		USA		1:35:46	8:26	7:25:51	11:29	6:03:09

2010 FORD IRONMAN WORLD CHAMPIONSHIP RESULTS

AGE GROUP RESULTS

Place	Bla	Time	Numb	Lname	Fname	Cnt	Rep	Swim	Tr1	Bike	Tr2	Run
17		15:40:31	213	Maroon, Joseph		USA		1:53:54	8:30	6:57:42	8:55	6:31:32
18		16:13:30	196	Holman, John		USA		1:51:34	5:42	7:36:28	5:49	6:34:00
19		16:13:33	195	Elmitt, Garry		USA		1:38:10	7:35	7:22:11	6:18	6:59:21
20		16:15:39	192	Von Schrader, Georg		GER		1:55:32	6:12	7:58:17	12:03	6:03:36
21	DNF		198	Fahrbach, James		USA		1:59:32	5:48			

Men 75 - 49 Awards

Place	Bla	Time	Numb	Lname	Fname	Cnt	Rep	Swim	Tr1	Bike	Tr2	Run
1		13:59:26	189	Kojima, Yutaka		JPN		1:25:52	8:43	7:11:29	11:29	5:01:56
2		14:19:23	186	Brockenbrough, Roger		USA		1:55:55	5:41	7:05:00	7:29	5:05:20
3		14:52:20	185	Endoh, Sumio		JPN		1:36:48	10:38	7:27:48	8:20	5:28:48
4		15:44:56	188	Tomita, Satoshi		JPN		1:51:36	7:24	7:29:22	9:41	6:06:55
5	DNF		184	Temple, Hunter		USA		1:35:36	5:03	7:38:16		
6	DNF		182	Henderson, Neal		USA		1:57:00	11:31			
7	DNF		183	Francis, Vivian		ZAF		2:03:48	11:51			
8	DNF		187	Heycke, Dieter		USA		2:12:34	12:19	7:37:04	9:20	
9	DNF		181	Cokan, France		USA	SVN	2:14:37	7:37	7:25:11	9:00	

Men 80 & Over Awards

Place	Bla	Time	Numb	Lname	Fname	Cnt	Rep	Swim	Tr1	Bike	Tr2	Run
1		15:48:40	180	Hollander, Lew		USA		1:50:11	4:05	7:14:10	6:00	6:34:15

WOMEN

Women 18 - 24 Awards

Place	Bla	Time	Numb	Lname	Fname	Cnt	Rep	Swim	Tr1	Bike	Tr2	Run
1		10:24:18	1925	Vertiz, Tatiana		USA	MEX	1:04:51	3:26	5:42:41	3:28	3:29:52
2		10:52:47	1916	Mata, Cristina		PAN		1:11:08	2:19	5:33:26	2:38	4:03:18
3		10:54:52	1915	Bridgland, Caitlin		AUS		58:28	2:55	5:47:36	2:40	4:03:14
4		10:58:18	1912	Coates, Shannon		CAN		1:15:27	3:14	5:42:05	4:18	3:53:15
5		10:59:28	1927	Tobar, Luiza		BRA		1:13:07	2:26	6:06:04	2:41	3:35:12
6		11:03:07	1932	Simpson, Jessica		AUS		1:02:02	2:50	5:51:19	5:01	4:01:57
7		11:04:30	1928	Grohmann, Katharina		GER		1:13:59	3:22	5:52:11	2:41	3:52:19
8		11:19:31	1920	Fontana, Sandra		SWI		1:16:41	3:59	6:10:29	4:39	3:43:45
9		11:28:07	1923	Krakauer, Amy		USA		58:06	3:27	6:20:37	4:20	4:01:39
10		11:28:21	1929	Reichert, Julia		CAN		1:15:34	4:28	6:26:43	4:22	3:37:15
11		11:36:42	1936	Fujiki, Aiko		JPN		1:16:52	4:20	6:24:00	3:00	3:48:32
12		11:42:46	1918	Peroutka, Mary Claire		USA		1:04:14	3:32	6:12:38	5:39	4:16:45
13		11:49:14	1911	Forrest, Katie		USA		1:11:06	3:59	5:55:52	7:36	4:30:43
14		11:51:19	1934	Croissant, Julie		FRA		1:05:07	3:50	6:16:37	3:42	4:22:06
15		11:58:27	1937	Azumi, Konoka		JPN		1:14:21	4:00	6:15:06	4:26	4:20:35
16		12:00:33	1933	English, Victoria		USA		1:18:21	2:45	6:13:20	4:21	4:21:47
17		12:01:05	1919	Chow, Amy		USA		1:20:18	5:46	6:26:50	5:31	4:02:42

2010 FORD IRONMAN WORLD CHAMPIONSHIP RESULTS

AGE GROUP RESULTS

79

Place	Bla	Time	Numb	Lname	Fname	Cnt	Rep	Swim	Tr1	Bike	Tr2	Run
18		12:01:38	1914	Rossi, Julia		USA		1:07:04	3:45	5:50:30	6:35	4:53:46
19		12:16:54	1924	Nerici, Ligia		BRA		1:14:57	5:16	6:13:55	3:59	4:38:50
20		12:29:41	1922	Akeroyd, Nicole		CAN		1:21:58	5:27	6:36:35	7:08	4:18:35
21		12:34:30	1935	Berlinger, Lena		GER		1:06:28	3:00	6:51:55	3:17	4:29:51
22		13:12:08	1913	Trappe, Cari		USA		1:20:14	3:38	6:17:33	4:04	5:26:41
23		13:15:52	1930	Handy, Whitney		USA		1:06:48	3:52	6:15:43	5:09	5:44:22
24		13:35:35	1931	Prat Dot, Cristina		ESP		1:11:20	3:06	6:37:52	5:25	5:37:54
25		13:41:05	1926	Boddy, Kathryn		USA		1:24:18	6:27	7:07:06	8:49	4:54:27
26		14:19:40	1917	Lam, Amber		USA		1:35:32	4:55	6:44:30	6:45	5:48:00

Women 25 - 29 Awards

Place	Bla	Time	Numb	Lname	Fname	Cnt	Rep	Swim	Tr1	Bike	Tr2	Run
1		10:07:16	1829	Collins, Louise		GBR		1:03:53	3:28	5:46:10	2:35	3:11:12
2		10:16:47	1866	Arendt, Jackie		USA		1:00:12	3:06	5:34:28	4:19	3:34:45
3		10:21:38	1832	Andrews, Kristin		USA		1:12:06	3:39	5:27:24	4:46	3:33:46
4		10:22:23	1869	Wohlers, Lindsay		USA		1:03:04	3:13	5:37:25	4:00	3:34:41
5		10:24:31	1853	Fillnow, Kelly		USA		1:15:40	3:33	5:33:41	3:44	3:27:55
6		10:26:31	1841	Jareb, Nera		AUS		1:12:15	3:08	5:35:48	3:30	3:31:53
7		10:28:25	1840	Anderson, Christine		USA		58:11	3:15	5:34:36	2:40	3:49:45
8		10:30:56	1828	Lind, Allison		USA		1:09:24	3:51	5:47:26	2:32	3:27:44
9		10:31:24	1827	Smith, Jessica		USA		1:01:43	3:46	5:33:55	3:38	3:48:24
10		10:35:15	1848	Ferreira, Amber		USA		59:29	4:17	5:39:56	4:23	3:47:14
11		10:35:47	1868	Chura, Haley		USA		54:39	3:01	5:42:24	3:31	3:52:14
12		10:37:10	1838	Desrosiers, Shannon		USA	CAN	1:11:03	3:06	5:42:45	2:49	3:37:28
13		10:38:19	1846	Trukenmuller, Rebekka		GER		1:15:39	3:26	5:39:09	3:54	3:36:13
14		10:43:15	1831	Jackson, Christina		USA		57:49	3:02	5:30:28	7:54	4:04:04
15		10:48:18	1864	Mannweiler, Kathrin		GER		1:04:17	1:59	5:57:28	2:45	3:41:51
16		10:51:08	1835	Lovelock, Sarah		GBR		1:12:45	2:45	5:34:35	7:22	3:53:43
17		10:54:32	1830	Taddei, Ana		BRA		1:05:03	4:06	5:47:06	5:17	3:53:02
18		11:00:22	1854	Mathis, Hilary		CAN	NZL	1:16:21	4:48	5:57:28	4:27	3:37:19
19		11:01:12	1826	Olsen, Julie		USA		1:20:43	4:09	5:46:12	5:10	3:45:01
20		11:01:26	1836	Hafner, Daniela		GER		1:07:45	2:55	5:53:13	3:02	3:54:33
21		11:05:59	1857	Kloepper, Laura		USA		1:06:51	4:05	5:48:10	4:28	4:02:28
22		11:08:28	1855	Aurik, Anna		AUS	NZL	1:04:54	2:53	5:58:22	3:03	3:59:17
23		11:08:56	1844	Knutson, Cathleen		USA		1:18:44	3:30	5:47:45	3:30	3:55:29
24		11:08:57	1843	Roberts, Leah		USA		1:05:04	3:38	6:19:09	4:19	3:36:49
25		11:09:36	1859	Thomas, Kathryn		USA		1:00:40	3:32	5:35:31	4:15	4:25:40
26		11:11:23	1834	Richards, Jane		AUS		1:14:05	4:37	6:09:14	6:09	3:37:20
27		11:11:25	1865	Rinck, Lauren		USA		1:07:10	3:26	5:59:26	4:54	3:56:32
28		11:14:11	1845	Trimble, Laura		GBR		1:20:26	5:46	5:43:42	5:42	3:58:36
29		11:23:11	1862	Jones, Lauren		AUS		1:06:14	4:19	6:12:55	5:05	3:54:40
30		11:24:03	1833	Lasserre, Emilie		FRA		1:12:12	3:43	6:17:56	4:34	3:45:40
31		11:28:16	1837	Luft, Andrea		GER		1:10:16	4:11	6:00:54	9:14	4:03:43
32		11:29:38	1847	Case, Alaina		USA		1:19:04	5:01	6:00:00	4:29	4:01:05
33		11:31:37	1861	Beckmann, Rachel		USA		1:15:57	4:11	5:49:21	4:13	4:17:56
34		11:37:28	1863	Russell, Kimberley		AUS		59:54	3:57	5:43:06	6:00	4:44:32
35		11:45:45	1851	Halasz, Annamaria		SWI	HUN	1:29:29	2:01	5:59:24	3:55	4:10:57
36		11:50:04	1850	O'Meara, Laura		USA		58:31	3:04	5:54:06	3:28	4:50:57
37		11:50:49	1860	Chabalko, Erica		USA		1:07:28	6:01	6:05:26	5:20	4:26:35

2010 FORD IRONMAN WORLD CHAMPIONSHIP RESULTS

AGE GROUP RESULTS

Place	Bla	Time	Numb	Lname	Fname	Cnt	Rep	Swim	Tr1	Bike	Tr2	Run
38		11:52:34	1856	Mociekowicz, Maureen		USA		1:14:54	3:38	5:52:00	5:33	4:36:31
39		12:19:44	1839	Smith, Loní		USA		1:25:14	5:01	6:31:09	7:43	4:10:37
40		12:19:58	1858	Robinson, Jessica		USA		1:16:38	4:11	6:22:41	5:42	4:30:47
41		12:30:30	1849	Suzuki, Miki		JPN		1:12:43	3:36	6:24:49	4:03	4:45:20
42		12:48:16	1867	Curtis, Sophie		AUS		1:21:04	6:43	6:50:15	7:05	4:23:12
43		16:04:03	1825	O'Connor, Laura		USA		1:41:02	8:02	8:00:41	8:13	6:06:06

Women 30 - 34 Awards

Place	Bla	Time	Numb	Lname	Fname	Cnt	Rep	Swim	Tr1	Bike	Tr2	Run
1		09:55:19	1687	Pekerman, Nina		ISR		59:16	2:47	5:24:29	3:03	3:25:46
2		09:55:30	1692	Felt, Silvia		GER		1:09:35	2:38	5:21:46	2:27	3:19:05
3		09:59:33	1682	Li, Shiao Yu		TWN	TWN	1:10:11	3:25	5:21:48	2:37	3:21:34
4		10:01:04	1715	Gossage, Lucy		GBR		1:03:48	3:04	5:21:38	3:06	3:29:30
5		10:01:58	1729	Henderson, Whitney		USA		1:02:41	3:17	5:25:15	4:41	3:26:06
6		10:07:24	1718	Gregory, Caroline		USA		1:01:25	2:31	5:39:25	2:19	3:21:46
7		10:07:29	1681	Snyder, Sierra		USA		59:35	2:38	5:15:55	2:49	3:46:34
8		10:08:09	1670	Main, Rachel		USA		1:07:31	3:43	5:18:57	3:41	3:34:19
9		10:08:12	1708	McCombie, Kelly		AUS		1:04:48	4:59	5:23:28	3:41	3:31:18
10		10:09:22	1691	Abraham, Corinne		GBR		1:11:14	3:15	5:29:20	2:30	3:23:05
11		10:11:40	1679	Sloan, Jennifer		USA		1:05:17	3:16	5:30:09	3:31	3:29:29
12		10:13:38	1686	Bannink, Cindi		USA		1:00:05	2:53	5:37:20	4:05	3:29:16
13		10:13:51	1726	Walsh, Beth		USA		1:06:39	3:58	5:48:40	4:09	3:10:27
14		10:15:16	1701	D'haese, Veerle		BEL		1:15:54	2:51	5:31:51	6:22	3:18:19
15		10:17:53	1714	Wieck, Sonja		USA		1:10:41	2:24	5:30:47	3:17	3:30:46
16		10:23:54	1711	Deim, Trish		USA		1:10:27	4:08	5:23:03	3:40	3:42:36
17		10:24:50	1717	Tschumi, Sandra		SWI		1:09:51	2:42	5:29:46	3:41	3:38:52
18		10:27:06	1721	McCulloch, Suzanne		USA		1:03:05	4:19	5:24:54	4:05	3:50:45
19		10:28:15	1710	Milot, Michelle		CAN		1:05:18	3:29	5:47:41	2:50	3:28:59
20		10:28:40	1704	Wolfe, Joyce		IRL		1:10:02	3:19	5:42:17	3:15	3:29:48
21		10:31:14	1675	Baylis-Scheiderbauer, Anna		GER	AUS	1:11:11	2:23	5:23:38	3:22	3:50:42
22		10:39:38	1728	Lee, Kendra		USA		1:08:42	5:00	5:37:15	2:37	3:46:07
23		10:42:14	1674	Gries, Susanne		SWI	GER	1:15:34	4:23	5:49:33	3:08	3:29:37
24		10:44:30	1712	Shutt, Beth		USA		1:02:20	3:02	5:40:32	3:56	3:54:41
25		10:46:57	1724	Francis, Anna		AUS		1:05:05	4:04	5:44:41	3:21	3:49:48
26		10:47:07	1696	Kenney, Christine		USA		1:17:21	4:12	5:59:24	3:24	3:22:48
27		10:47:35	1697	Fernando, Mindy		USA		1:15:55	2:50	5:56:45	2:55	3:29:12
28		10:48:31	1719	Turner, Jamie		USA		1:15:43	2:37	5:46:27	2:20	3:41:26
29		10:49:37	1706	Leiser, Jennifer		USA		56:18	4:31	5:43:08	4:00	4:01:41
30		10:50:00	1702	Monforte, Amber		USA		1:03:20	3:00	5:35:41	2:41	4:05:21
31		10:51:43	1673	Lynch, D'Arcy		USA		1:00:16	3:19	5:50:56	5:38	3:51:36
32		10:52:44	1698	Ellis, Erika		NCL		1:25:10	2:09	5:45:49	2:25	3:37:12
33		10:52:46	1725	Manning, Hailey		USA		1:05:34	3:46	5:53:55	3:12	3:46:22
34		10:53:06	1690	Chikaishi, Keiko		JPN		1:07:22	4:33	5:47:42	7:39	3:45:52
35		10:53:25	1703	Thiel, Elizabeth		USA		1:06:26	3:42	5:49:21	3:32	3:50:26
36		10:54:36	1722	Cordova, Jeanine		USA		1:09:32	3:43	5:54:41	5:03	3:41:38
37		10:58:23	1713	Frisch, Barbara		ARG		1:13:42	3:41	5:50:28	3:03	3:47:31
38		10:58:51	1939	Shelley, Julie		HKG	USA	1:08:39	3:09	5:46:44	3:18	3:57:04
39		11:05:39	1727	Holst Christensen, Tine		SWI	DEN	1:20:34	4:04	5:40:11	3:29	3:57:23
40		11:05:47	1676	Hutchins, Andrea		USA		1:13:14	5:05	5:53:48	4:14	3:49:29

2010 FORD IRONMAN WORLD CHAMPIONSHIP RESULTS

AGE GROUP RESULTS

81

Place	Bla	Time	Numb	Lname	Fname	Cnt	Rep	Swim	Tr1	Bike	Tr2	Run
41		11:07:26	1720	Fluhme, Lidia		USA	POL	1:14:43	3:21	5:59:23	3:28	3:46:33
42		11:08:06	1716	Smith Cornman, Jocelyn		USA		1:09:39	3:53	6:14:26	3:24	3:36:46
43		11:10:51	1677	Black, Ali		USA		1:17:19	3:54	5:57:49	4:25	3:47:25
44		11:15:41	1664	Nielsen, Pam		USA		1:15:04	4:25	5:59:26	4:14	3:52:35
45		11:16:16	1700	Enderle, Brynje		USA		1:14:11	3:15	5:56:55	3:14	3:58:43
46		11:17:36	1668	DeFilippi, Angie		USA		1:19:52	2:40	6:01:46	3:40	3:49:41
47		11:18:55	1689	Treier, Cecile		SWI		1:12:35	3:30	5:38:54	7:00	4:16:58
48		11:20:20	1699	Lawson, Carla		AUS		1:13:30	3:58	5:50:27	2:47	4:09:40
49		11:25:43	1709	Whelan, Laura-Clare		NZL		1:17:20	2:49	5:38:17	3:47	4:23:31
50		11:27:34	1695	Kratz, Emily		USA		1:18:31	3:42	6:15:12	4:11	3:46:00
51		11:34:47	1693	Jensen, Bonnie		USA		1:20:24	4:04	5:51:21	4:45	4:14:16
52		11:40:05	1685	Kidd, Angela		USA		1:07:06	5:02	5:46:49	5:09	4:36:02
53		11:42:31	1669	McClean, Kimberly		USA		1:20:29	4:34	6:00:16	6:58	4:10:16
54		11:45:08	162	Brenkus, Lizzie		USA		1:20:00	4:21	6:17:58	4:02	3:58:49
55		11:48:44	1684	Bess, Andrea		USA	BRA	1:21:20	5:49	6:05:30	4:35	4:11:32
56		11:49:39	1688	Joaquin, Michelle		USA		1:13:56	3:47	6:17:54	3:35	4:10:28
57		11:52:02	1671	Morton, Carrie		USA		1:23:40	5:27	6:09:41	7:04	4:06:12
58		12:00:45	1672	Kieffer, Estelle-Marie		FRA		1:04:14	3:08	5:52:21	3:51	4:57:12
59		12:06:09	1694	Hayles, Temple		USA		1:13:47	3:27	6:06:30	7:58	4:34:30
60		12:50:25	1667	Hume, Emmy		GBR		1:18:40	4:06	6:23:18	5:11	4:59:11
61		14:25:11	1707	Paredes, Laarni		PHL		1:29:15	3:20	7:14:04	7:24	5:31:09
62		15:03:34	1663	Wayner, Julia		USA		1:38:01	5:04	7:12:15	17:43	5:50:32
63		15:54:11	1678	Osias, Alexandra		USA		1:32:04	10:51	7:19:54	12:23	6:39:02
64		16:12:37	1683	Higgins, Sarah		USA		1:36:28	8:12	7:01:47	9:43	7:16:30
65	DNF		1723	Newcomer, Meghan		USA		59:49	2:26	5:28:23	2:22	
66	DNF		1680	Parks, Chrissy		USA	CAN	1:04:46	2:23	5:32:00	4:22	
67	DNF		1665	Kemp, Shannon		CAN		1:10:11	3:48	5:49:44	7:04	

Women 35 - 39 Awards

Place	Bla	Time	Numb	Lname	Fname	Cnt	Rep	Swim	Tr1	Bike	Tr2	Run
1		09:44:19	1486	Harper, Belinda		NZL		55:46	2:39	5:15:21	4:00	3:26:35
2		09:50:27	1432	Davis, Susanne		USA		1:00:05	3:00	5:25:48	3:06	3:18:30
3		09:55:35	1459	Johnston, Claudia		CAN		1:07:18	3:02	5:18:11	2:31	3:24:35
4		09:59:24	1487	Shaw, Rhae		USA	CAN	1:03:09	2:36	5:07:01	3:37	3:43:04
5		10:01:59	1430	White, Kristin		USA		1:04:59	2:45	5:17:37	2:33	3:34:06
6		10:10:09	1477	Spenner, Lisa		USA		1:11:17	3:18	5:29:43	3:56	3:21:58
7		10:22:17	1449	Bretting, Nicole		GER		1:13:24	2:50	5:27:17	3:11	3:35:37
8		10:23:39	1450	Holden, Kebby		USA		1:03:06	3:16	5:22:52	2:30	3:51:56
9		10:27:44	1470	Willis, Janine		AUS	CAN	1:05:19	3:03	5:29:16	2:59	3:47:09
10		10:28:27	1464	Lee, Catherine		USA	ATA	1:08:08	2:56	5:35:31	3:52	3:38:02
11		10:34:21	1434	Potts, Debbie		USA		1:13:21	3:49	5:29:02	3:05	3:45:06
12		10:34:52	1484	Repec, Marie		USA		1:22:27	3:44	5:29:53	3:37	3:35:12
13		10:37:56	1472	Van Rooijen, Carla		NLD		1:23:41	3:12	5:36:10	4:02	3:30:52
14		10:42:34	1474	Stephenson, Nell		USA		1:21:09	4:22	5:41:15	3:20	3:32:29
15		10:44:57	1473	Moore, Kristin		USA		1:13:22	3:07	5:41:51	3:05	3:43:33
16		10:45:06	1444	Lear-Kaul, Kelly		USA		1:04:35	3:28	5:35:38	3:16	3:58:10
17		10:46:10	1426	Gluck, Amy		USA		1:17:20	3:25	5:46:00	3:19	3:36:08
18		10:47:47	1458	Finley, Margaret		USA		1:11:38	3:01	5:36:06	4:06	3:52:58
19		10:52:34	1468	McClure, Alice		AUS		1:07:34	3:58	5:39:35	4:11	3:57:17

2010 FORD IRONMAN WORLD CHAMPIONSHIP RESULTS

AGE GROUP RESULTS

Place	Bla	Time	Numb	Lname	Fname	Cnt	Rep	Swim	Tr1	Bike	Tr2	Run
20		10:54:07	1424	Edwards, Kelly		NZL		1:01:33	3:35	5:42:47	5:13	4:01:01
21		10:55:56	1433	Chalmers, Jennifer		USA		1:01:17	2:57	5:54:06	3:52	3:53:46
22		10:56:45	1451	Jordin, Cherell		USA		1:27:56	4:18	5:43:19	4:36	3:36:38
23		10:57:27	1431	Wlad, Kerrie		USA	CAN	1:18:14	4:45	6:02:48	4:09	3:27:33
24		10:57:29	1438	Liles, Stephanie		USA		1:18:48	4:45	5:52:19	5:37	3:36:02
25		10:57:40	1485	Kenny, Katie		AUS		1:06:15	3:50	5:59:20	4:44	3:43:33
26		10:58:05	1471	Phillpotts, Carly		AUS		1:20:58	5:13	5:50:50	4:25	3:36:42
27		10:58:36	1452	Mader, Wendy		USA		56:28	2:53	5:25:57	3:21	4:29:59
28		10:59:09	1496	Boyd, Suzanne		CAN		1:06:13	3:47	5:47:23	3:53	3:57:55
29		11:02:07	1483	Crichton, Pia		USA		1:17:54	3:51	5:43:35	3:00	3:53:47
30		11:06:34	1492	Haude, Inga		GER		1:06:29	4:10	5:34:20	4:04	4:17:32
31		11:09:20	1465	Eberman, Jennifer		CAN		1:29:56	3:05	6:09:07	2:56	3:24:18
32		11:12:31	1448	Durno, Laura		CAN		1:25:46	4:02	6:11:51	5:25	3:25:28
33		11:13:12	1429	Gilmer, Arin		USA		1:11:32	5:30	5:58:30	5:14	3:52:28
34		11:13:49	1479	Richards, Phil		GBR		1:25:51	3:47	6:04:53	3:32	3:35:48
35		11:16:02	1466	Nicoulin, Colleen		USA		1:25:01	4:26	6:10:34	3:27	3:32:36
36		11:17:11	1443	Montgomery, Kelli		USA		1:01:34	3:31	6:05:24	4:18	4:02:26
37		11:17:16	1475	Vanrenterghem, Elke		BEL		1:08:47	3:23	5:52:25	3:32	4:09:11
38		11:19:03	1461	Egloff, Barbara		SWI		1:25:46	8:08	5:47:50	4:58	3:52:23
39		11:19:39	1427	Blanco, Jordan		USA	GBR	1:18:21	5:06	5:35:21	5:02	4:15:52
40		11:19:45	1423	Cassiday, Katie		USA		1:19:46	6:13	5:58:27	6:20	3:49:00
41		11:19:53	1446	Kunze, Anja		GER		1:08:26	3:00	6:08:04	3:56	3:56:29
42		11:20:30	1457	Cotterell, Maike		GER		1:13:30	3:58	5:55:45	4:34	4:02:45
43		11:25:06	1488	Landtwing, Corina		SWI		1:06:15	6:51	5:57:30	4:52	4:09:39
44		11:26:26	1445	Marx, Susanne		GER		1:23:34	4:37	5:56:32	5:16	3:56:29
45		11:27:15	1439	Arensen, Kirsten		CAN		1:25:48	3:59	6:06:49	4:04	3:46:37
46		11:27:24	1447	Kobayashi, Megumi		JPN		1:13:29	3:26	5:43:38	4:44	4:22:09
47		11:28:32	1489	Tanimoto, Rani		USA		1:08:45	4:40	6:15:38	6:02	3:53:29
48		11:28:47	1440	Schaerrer, Keena		USA		1:13:50	3:14	6:01:12	5:11	4:05:20
49		11:31:11	1480	Frank, Richele		CAN		1:22:16	6:01	5:54:38	6:39	4:01:39
50		11:32:40	1456	Van Sloun, Rachel		USA		1:15:50	3:18	6:01:26	4:51	4:07:17
51		11:35:16	1437	Gabrielse, Tamela		USA		1:22:26	3:36	5:50:14	3:16	4:15:46
52		11:38:13	1453	Nishikawa, Toby		USA		1:26:07	3:50	5:59:10	3:31	4:05:37
53		11:41:21	1402	Jaako-Blunder, Heini		AUT	FIN	1:15:33	4:24	5:59:50	3:28	4:18:08
54		11:43:16	1478	Baldauf, Gerlinde		ITA		1:20:35	4:10	6:23:16	3:40	3:51:37
55		11:43:30	1495	Picton, Lisa		GBR		1:15:31	5:31	5:57:04	5:03	4:20:23
56		11:44:39	1467	Wilen, Marla		USA		1:15:38	5:09	5:55:08	4:51	4:23:54
57		11:46:30	1460	Solomon, Michele		USA		1:18:23	4:13	6:29:42	4:00	3:50:14
58		11:50:37	1491	Lara Albert, Mariana		USA		1:25:55	4:19	6:22:12	5:04	3:53:09
59		11:54:52	1481	Lenarz, Jen		USA		1:20:49	4:44	6:28:57	3:28	3:56:57
60		11:55:20	1454	Casey, Susan		AUS		1:10:41	3:44	6:14:39	4:55	4:21:23
61		11:55:32	1497	Cech, Julie		USA		1:27:43	3:44	6:20:44	6:10	3:57:13
62		11:55:35	1455	Wilkinson, Victoria		AUS	GBR	1:10:17	3:11	5:46:22	2:43	4:53:04
63		11:57:27	1422	Hinterberger, Elke		AUT		1:13:52	3:56	6:11:23	6:36	4:21:42
64		12:03:14	1463	Royer, Heather		USA		1:02:48	9:19	6:28:45	6:48	4:15:36
65		12:03:29	1425	Braz, Sueli		BRA		1:20:24	4:23	6:12:51	5:38	4:20:15
66		12:06:24	158	Allen, Kathleen		USA		1:03:15	4:18	6:25:35	5:41	4:27:37
67		12:06:42	1476	Calatayud, Marta		ESP		1:15:49	4:18	6:35:32	5:53	4:05:12
68		12:11:01	1494	Geller, Tina		USA		1:21:12	4:49	6:14:58	7:14	4:22:50
69		12:22:45	1441	Shoup, Michelle		USA		1:08:06	6:14	6:09:15	8:36	4:50:37
70		12:41:49	1462	Holland, Patricia		USA		1:30:51	3:46	6:40:49	5:00	4:21:27
71		13:22:20	165	Barr, Amy		USA		1:21:26	5:23	6:35:40	7:57	5:11:55

2010 FORD IRONMAN WORLD CHAMPIONSHIP RESULTS

AGE GROUP RESULTS

Place	Bla	Time	Numb	Lname	Fname	Cnt	Rep	Swim	Tr1	Bike	Tr2	Run
72		13:34:31	1435	Haura, Julie		USA		1:50:14	4:31	6:52:08	5:56	4:41:44
73		13:59:13	1420	Hill, Julie		USA		1:39:20	6:47	6:54:48	7:11	5:11:09
74		14:27:27	1421	Clague, Wendy		CAN		1:24:58	7:10	7:18:24	10:41	5:26:16
75		16:04:27	1436	Reeves, Cindy		USA		1:33:27	10:17	7:59:48	12:05	6:08:53
76	DNF		1493	Gowans, Jenny		GBR		1:02:16	3:16	5:31:35	4:22	
77	DNF		1442	Morris, Maggs		USA		1:08:06	3:07	6:02:53	11:50	
78	DNF		1490	Larsson, Camilla		SWE		1:23:34	3:17			

Women 40 - 44 Awards

Place	Bla	Time	Numb	Lname	Fname	Cnt	Rep	Swim	Tr1	Bike	Tr2	Run
1		10:02:35	1150	Goertz, Beate		GER		1:13:52	3:16	5:25:00	2:40	3:17:49
2		10:08:43	1176	McGrath, Amy		USA		1:06:05	2:57	5:38:00	3:22	3:18:20
3		10:16:06	1137	Smith, Karen		BMU		1:06:03	3:14	5:37:44	4:22	3:24:45
4		10:16:30	1168	Boyes, Michelle		AUS		1:11:36	2:23	5:22:12	2:48	3:37:33
5		10:17:22	1128	Hassel, Diana		USA		1:06:33	2:58	5:15:52	3:47	3:48:15
6		10:29:57	1157	Bradbrook, Ruth		GBR		1:04:09	4:38	5:27:54	3:58	3:49:20
7		10:30:33	1125	Sanderson, Leslie		CAN		59:17	3:35	5:41:52	3:58	3:41:53
8		10:44:55	1132	Houghton, Tanya		USA		1:22:12	4:30	5:36:45	2:46	3:38:43
9		10:48:41	1148	Southwell, Leanne		AUS		1:01:07	2:23	5:45:17	2:51	3:57:05
10		10:48:42	1175	Ciaverella, Ann		USA		1:11:50	2:52	5:51:21	2:44	3:39:57
11		10:48:56	1154	Drummond, Crystal		CAN		1:02:27	3:48	5:44:36	4:10	3:53:58
12		10:51:30	1152	Tokai, Kaori		JPN		1:06:40	3:55	5:52:21	4:12	3:44:24
13		10:52:45	1172	Milne, Angela		AUS		1:09:23	3:36	5:37:34	5:10	3:57:04
14		10:56:31	1167	Cornell, Sydney		USA		1:12:10	3:47	5:37:31	4:13	3:58:52
15		10:57:04	1177	Stern, Stacey		USA		1:12:04	4:19	5:59:54	4:30	3:36:19
16		10:59:37	1140	Weihs, Monika		GER		1:17:40	4:10	5:42:10	3:33	3:52:05
17		11:01:18	1146	Moreno, Monica		USA		1:12:31	4:24	5:47:36	4:26	3:52:23
18		11:02:44	1133	Figueroa, Lilia		MEX		1:15:49	4:04	6:00:54	4:03	3:37:56
19		11:03:41	1121	McInnes, Stacia		USA		1:12:08	3:55	6:01:04	5:28	3:41:08
20		11:04:19	1173	Langley, Susan		USA	AUS	1:11:45	2:38	5:48:01	2:37	3:59:20
21		11:05:08	1118	Nichols, Katherine		USA		1:06:08	3:04	6:09:45	4:07	3:42:05
22		11:06:48	1147	Laurendeau, Nathalie		AUS		1:05:36	6:01	5:39:11	5:28	4:10:34
23		11:07:45	1171	Larson, Amy		USA		1:13:16	3:46	6:07:55	3:19	3:39:31
24		11:09:50	1131	Hubbard, Carolyn		CAN		1:10:41	4:41	5:42:51	3:57	4:07:42
25		11:17:40	1111	Dunkle, Julie		USA		1:00:03	3:02	5:50:44	3:47	4:20:05
26		11:23:38	1178	Corydon, Annette		DEN	DEN	1:26:00	4:00	5:48:29	5:21	3:59:50
27		11:25:04	1115	Johnson, Laurel		CAN		1:20:27	4:00	6:00:25	3:01	3:57:14
28		11:25:28	1113	Jarren, Sabine		GER		1:14:57	4:00	5:56:25	4:43	4:05:25
29		11:31:26	1144	Harvego, Erin		USA		1:22:11	4:22	5:52:50	5:10	4:06:56
30		11:31:30	1122	Tolley, Lisa		USA		1:36:38	3:18	6:13:22	4:04	3:34:10
31		11:35:56	1134	Cole, Miriam		USA		1:30:30	4:57	5:45:21	5:10	4:10:00
32		11:36:08	1129	Lichon, Amy		USA		1:24:33	6:43	6:16:20	6:57	3:41:37
33		11:36:36	1139	Bordage, Karen		BMU		1:41:56	9:15	6:07:46	7:11	3:30:29
34		11:38:42	1127	Dellsperger, Jeannette		SWI		1:14:50	2:39	5:51:58	4:42	4:24:35
35		11:40:32	1149	Ferreira, Sandra		USA		1:13:46	4:29	5:56:56	4:55	4:20:28
36		11:42:57	1158	Koelsch, Jessica		USA		1:21:44	5:33	5:59:52	5:34	4:10:16
37		11:43:35	1159	Ball, Michelle		CAN		1:18:33	3:58	6:13:36	7:22	4:00:07
38		11:44:45	1182	Barnes, Kristin		USA		1:21:54	3:38	6:03:47	3:30	4:11:58
39		11:47:35	1156	Hoffmeister, Meike		GER		1:22:02	5:51	6:13:52	4:52	4:01:00

2010 FORD IRONMAN WORLD CHAMPIONSHIP RESULTS

AGE GROUP RESULTS

Place	Bla	Time	Numb	Lname	Fname	Cnt	Rep	Swim	Tr1	Bike	Tr2	Run
40		11:47:49	1123	Croser, Ali		AUS		1:37:41	4:22	5:57:43	3:29	4:04:36
41		11:49:02	1145	Herrington, Brenda		USA		1:24:00	4:44	5:52:56	9:13	4:18:11
42		12:04:19	1117	MacDonald, Kathy		USA		1:25:45	6:31	6:20:00	5:43	4:06:22
43		12:05:32	1160	Donahue-Stanton, Melissa		CAN		1:13:46	6:41	6:33:49	6:32	4:04:46
44		12:06:05	1153	Brost, Michelle		USA		1:22:17	5:13	6:22:40	6:24	4:09:33
45		12:06:36	1181	Jackson, Tana		USA		1:25:42	3:46	6:11:38	6:17	4:19:14
46		12:08:14	1110	Ambe, Tere		MEX		1:25:18	10:08	6:26:17	8:03	3:58:30
47		12:09:50	1180	Siudak, Kristin		USA		1:20:04	4:04	6:23:28	5:18	4:16:58
48		12:14:24	1169	Maier, Olga		GER		1:30:09	6:18	6:25:51	6:28	4:05:41
49		12:16:24	1179	Soucheray, Diane		USA		1:24:17	4:24	6:15:11	3:33	4:29:01
50		12:20:20	1112	Robinson, Paula		GBR		1:25:24	6:42	6:15:54	5:36	4:26:47
51		12:21:45	1174	Bea, Susanne		GER		1:18:34	4:39	6:22:59	7:55	4:27:41
52		12:23:33	1151	Johnsson, Viktoria		SWE		1:12:55	5:03	6:27:49	4:31	4:33:17
53		12:30:01	1141	Timm, Sabine		GER		1:30:02	3:25	6:23:53	3:58	4:28:44
54		12:32:46	1130	Younts, JoAnna		USA		1:24:16	6:15	6:10:03	7:59	4:44:15
55		12:33:37	1155	Girgis, Angela		GBR		1:17:22	5:39	6:38:26	5:21	4:26:52
56		12:41:04	1143	Small, Michele		USA		1:21:56	4:54	6:42:56	5:41	4:25:40
57		12:41:12	1142	Han, Seung Youn		KOR		1:21:01	8:34	6:52:22	7:04	4:12:13
58		12:48:41	1170	Sinclair, Alix		NZL		1:24:34	5:06	6:55:14	3:43	4:20:06
59		12:50:41	1165	Spratt, Courtney		USA		1:29:55	4:44	6:28:37	5:39	4:41:48
60		13:20:03	1109	Sheetz, Tara		USA		1:25:35	5:16	6:35:06	3:57	5:10:11
61		13:45:34	1119	Blake, Gillian		USA	GBR	1:06:44	5:42	6:36:23	5:35	5:51:11
62		14:00:34	1164	Hill, Monika		USA		1:18:50	6:40	6:49:37	7:18	5:38:10
63		14:02:57	1136	Dewey, Kate		USA		1:30:13	4:47	6:06:25	5:17	6:16:17
64		14:13:01	1106	Kotyk, Alex		CAN		1:37:03	8:28	6:51:05	8:32	5:27:55
65		14:25:32	1124	Racela, Ricci		USA		1:15:38	4:28	6:36:39	7:01	6:21:49
66		15:25:18	1162	Viault, Laurie		USA		1:47:20	8:35	7:39:27	8:11	5:41:47
67		16:44:12	1108	Hunt, Lauren		USA		1:30:18	12:03	7:47:01	49:21	6:25:31
68	DNF		1116	Tiedeken, Iris		SWI	GER	1:06:52	3:28			
69	DNF		1126	Bakk, Britni		USA		1:06:54	2:33	5:35:11	2:11	
70	DNF		1107	Lancaster, Laura		USA		1:44:22	10:24			

Women 45 - 49 Awards

Place	Bla	Time	Numb	Lname	Fname	Cnt	Rep	Swim	Tr1	Bike	Tr2	Run
1		10:01:30	849	Kenyon, Lisbeth		USA		1:04:03	3:02	5:20:08	3:07	3:31:11
2		10:09:06	811	Kay-Ness, Donna		USA		1:07:07	3:30	5:23:13	2:35	3:32:43
3		10:30:15	839	Lenti, Anita		SWI		1:01:09	2:55	5:34:59	3:26	3:47:49
4		10:30:59	824	Hollington, Ali		NZL		1:08:04	3:36	5:38:33	2:30	3:38:18
5		10:32:48	838	Mellsop, Sue		NZL		58:17	2:30	5:38:58	3:58	3:49:06
6		10:43:31	846	Curwin, Julie		CAN		1:02:53	3:21	5:40:14	2:52	3:54:13
7		10:47:58	810	Gajus, Gayle		USA		1:25:38	3:23	5:41:37	2:11	3:35:11
8		10:49:11	797	Gruber, Cordula		GER		1:03:44	3:31	5:35:38	6:21	3:59:59
9		10:49:46	826	Houseaux, Catherine		FRA		1:13:43	3:37	5:36:05	3:16	3:53:08
10		10:53:54	805	Touchette, Cherie		USA		1:01:37	3:22	5:31:08	2:52	4:14:58
11		11:02:13	820	Knibb, Leslie		USA		1:10:24	3:18	5:43:17	3:07	4:02:08
12		11:05:02	812	Herbold, Andrea		GER		1:20:15	4:45	6:01:47	3:13	3:35:04
13		11:05:54	792	Hurley, Linda		USA		1:10:45	4:14	5:45:53	4:50	4:00:14
14		11:09:10	825	Coons-Mueller, Sherry		AUS		1:08:10	3:18	5:52:30	5:16	3:59:57
15		11:11:12	813	Heidemann, Christine		SWI	GER	1:08:58	4:26	6:06:00	4:11	3:47:39

2010 FORD IRONMAN WORLD CHAMPIONSHIP RESULTS

AGE GROUP RESULTS

Place	Bla	Time	Numb	Lname	Fname	Cnt	Rep	Swim	Tr1	Bike	Tr2	Run
16		11:13:27	793	Gysland, Solveig		NOR		1:13:40	3:55	5:56:48	3:24	3:55:42
17		11:15:21	817	Seiffert, Elizabeth		CAN		1:07:01	4:39	6:02:38	5:38	3:55:27
18		11:28:06	804	Campbell, Ann		AUS		1:10:47	4:29	5:59:38	5:38	4:07:35
19		11:32:19	788	Walker, Lisa		USA		1:05:17	3:36	6:24:23	4:01	3:55:04
20		11:32:29	814	Roth, Cornelia		NLD		1:05:34	3:02	6:15:12	2:48	4:05:54
21		11:38:25	787	Smalec, Jackie		CAN		1:08:08	4:12	5:49:01	6:00	4:31:06
22		11:39:02	830	Picco, Gabriella		SWI		1:25:29	4:04	6:05:15	4:01	4:00:14
23		11:39:34	841	Cranny, Sandy		USA		1:04:43	4:57	6:09:53	6:14	4:13:49
24		11:40:27	789	Reed, Pam		USA		1:21:29	4:40	6:09:11	4:32	4:00:37
25		11:41:06	827	Traeger, Silke		GER		1:15:35	3:52	6:15:34	6:04	4:00:03
26		11:41:48	808	Regan, Amy		USA		1:11:40	3:29	6:14:52	4:42	4:07:08
27		11:42:35	794	Giuliano, Patricia		ARG		1:23:48	5:42	6:07:20	4:42	4:01:05
28		11:46:18	836	Wiggins, Beth		USA		1:13:23	3:26	5:57:42	8:48	4:23:01
29		11:48:23	818	Neathery, Lee		USA		1:25:12	3:51	5:59:17	3:39	4:16:26
30		11:49:21	801	Smercina, Heather		USA		1:27:34	5:19	6:03:01	6:13	4:07:15
31		11:50:16	796	Louis, Guylyne		GLP	FRA	1:26:50	3:31	6:11:55	3:31	4:04:32
32		11:52:14	835	Stewart, Angela		USA		1:26:18	5:31	6:10:55	4:40	4:04:52
33		11:52:36	799	Randle, Andrea		USA		1:06:40	5:22	6:17:22	3:39	4:19:34
34		11:53:37	802	Noble, Diana		USA	CAN	1:22:46	3:33	5:59:25	3:26	4:24:29
35		11:54:56	807	Skinner, Lisa		AUS		1:17:16	3:58	6:39:16	3:32	3:50:55
36		11:56:06	840	Winsberg, Mimi		USA		1:13:28	4:31	6:15:38	5:51	4:16:39
37		11:56:30	848	Desireau, Anna		CAN		1:22:04	3:02	5:53:00	3:27	4:34:59
38		12:05:48	819	Luttmer, Kelly		USA		1:15:48	4:06	6:20:28	5:39	4:19:49
39		12:15:29	798	Davidson, Jackie		CAN		1:34:32	4:22	6:38:15	3:45	3:54:36
40		12:18:16	815	Onishi, Atsuko		JPN		1:21:13	6:23	6:50:36	4:49	3:55:16
41		12:21:27	845	Searfoss, Megan		USA		1:18:50	3:54	6:03:22	3:57	4:51:26
42		12:21:56	842	Mygatt, Kimberly		USA		1:19:35	8:17	6:20:14	9:30	4:24:21
43		12:33:54	843	Harpstrite, Amy		USA		1:18:55	4:34	6:36:46	4:07	4:29:35
44		12:35:05	837	O'Connor, Linda		AUS		1:07:21	4:14	5:39:17	4:09	5:40:05
45		12:57:28	795	Smith, Lauren		USA		1:01:33	3:47	5:37:03	3:14	6:11:53
46		12:59:52	803	Iribarren, Yolanda		MEX		1:37:55	5:06	6:16:39	5:49	4:54:25
47		13:21:31	800	Teszler, Sudie		USA		1:46:47	7:13	6:36:09	6:41	4:44:44
48		13:54:06	828	Burns, Una		USA	IRL	1:48:33	9:51	6:54:14	12:43	4:48:47
49		14:03:15	821	Haeuser, Gabriele		GER		1:46:07	5:01	7:04:05	8:07	4:59:57
50		14:07:50	832	Newsome, Linda-Ann		USA		1:29:02	8:03	6:53:43	6:16	5:30:48
51		14:08:30	786	Irby, Della		USA		1:30:29	5:56	6:07:25	7:06	6:17:36
52		14:33:59	806	Miyazawa, Sachie		JPN		1:14:21	6:04	6:35:44	4:20	6:33:32
53		15:22:39	822	Sturm, Dene		USA		1:18:43	7:57	7:31:36	15:43	6:08:42
54		15:33:23	834	James, Lisa		USA		1:24:25	4:55	6:07:45	9:30	7:46:51
55		15:36:04	809	Rosane, Katy		USA		1:22:34	7:36	6:15:15	13:11	7:37:30
56		15:42:31	784	Wendorf, Debra		USA		1:54:13	5:38	7:24:42	6:56	6:11:04
57		15:53:18	847	Hobson, Jacqueline		GBR		1:27:49	5:13	7:46:18	6:59	6:27:01
58		16:15:24	833	Candilora, Debora		USA		1:31:27	6:18	7:24:53	10:09	7:02:39
59	DNF		831	Robb, Linda		USA		59:49	2:50			
60	DNF		844	Endsley, Suzanne		USA		1:25:27	4:00	5:56:53	5:15	
61	DNF		823	Pierson, Susan		USA		1:25:38	4:41	6:05:00	5:26	

2010 FORD IRONMAN WORLD CHAMPIONSHIP RESULTS

AGE GROUP RESULTS

Women 50 - 54 Awards

Place	Bla	Time	Numb	Lname	Fname	Cnt	Rep	Swim	Tr1	Bike	Tr2	Run
1		10:36:19	559	Hart, Ellen		USA		1:19:21	4:15	5:45:50	2:46	3:24:09
2		10:51:24	565	Rider, Teresa		USA	AUS	1:21:06	4:08	5:44:31	4:37	3:37:03
3		11:08:56	589	Alfino, Kathy		USA		1:06:17	4:31	5:39:48	6:03	4:12:20
4		11:34:03	580	Kretschman, Claudia		USA		1:20:55	4:09	6:00:51	4:03	4:04:07
5		11:39:10	585	Capper, Colleen		USA		1:34:56	4:21	6:04:37	4:10	3:51:08
6		11:44:33	553	Smith, Nancy		USA		1:07:32	6:29	5:50:59	9:08	4:30:28
7		11:45:43	576	Mitchell, Mary		AUS		1:20:20	5:18	6:05:05	3:54	4:11:07
8		11:50:25	588	Chesky, Cathy		USA		1:19:53	4:26	5:57:36	7:06	4:21:26
9		11:55:02	587	Ford, Mimi		USA		1:07:45	4:47	6:02:05	5:18	4:35:09
10		11:56:01	577	Drysdale, Julianne		AUS		1:15:35	6:46	6:26:16	7:22	4:00:04
11		11:58:01	572	Fournier, Linda		USA		1:11:36	4:55	6:32:24	7:37	4:01:30
12		12:00:40	554	Cullen, Nancy		AUS		1:18:20	4:47	6:13:42	4:23	4:19:30
13		12:07:45	583	Martin, Dot		USA		1:14:51	5:20	6:19:28	6:28	4:21:40
14		12:12:46	571	Daggett, Judy		USA		1:26:28	4:57	6:27:10	3:21	4:10:52
15		12:13:31	555	Craig, Cary		USA		1:24:28	4:24	6:04:22	4:28	4:35:51
16		12:15:06	562	Morris, Pam		NZL		1:34:51	4:21	6:14:31	3:25	4:17:59
17		12:15:53	560	Norman, Gail		USA		1:28:42	4:14	6:35:27	3:51	4:03:41
18		12:24:45	563	Knecht-Boyer, Anne		HKG	CAN	1:15:37	3:17	6:27:45	8:27	4:29:41
19		12:26:38	556	Weiler, Gabi		GER		1:30:07	4:22	6:37:30	4:09	4:10:32
20		12:32:31	568	Rucktaeschel, Ulla		GER		1:37:54	5:20	6:40:06	5:10	4:04:03
21		12:33:45	586	Rose, Cheryl		USA		1:16:04	5:06	6:25:44	5:06	4:41:46
22		12:49:11	561	Lieb, Karen		USA		1:34:12	4:13	6:27:39	5:52	4:37:17
23		12:50:12	552	Howland, Jeri		USA		1:09:57	4:22	6:36:53	5:47	4:53:15
24		12:51:49	573	Best, Kathi		USA		1:37:07	3:37	6:27:49	2:58	4:40:20
25		12:54:50	575	Dougherty, Roseann		USA		1:18:14	5:35	6:29:56	8:57	4:52:10
26		12:58:45	592	Housaman, Carol		USA		1:21:11	4:52	6:55:32	8:04	4:29:09
27		12:59:39	584	Shiba, Yoko		JPN		1:41:50	6:35	6:57:03	6:10	4:08:03
28		13:01:57	570	Bodenhofer, Conny		GER		1:23:41	5:43	7:06:55	6:55	4:18:45
29		13:04:01	566	Fritz, Ilse		ZAF		1:16:40	6:00	6:57:18	10:17	4:33:48
30		13:18:28	582	Shuler, Tamara		USA		1:19:01	6:04	6:31:16	8:23	5:13:46
31		13:26:12	564	Caiafa, Alison		AUS		1:30:13	6:51	6:58:22	8:02	4:42:47
32		13:40:03	578	Simmons, Alison		USA		1:07:04	5:28	6:50:03	5:14	5:32:17
33		13:40:04	1938	Gusman, Theresa		USA		1:36:45	5:50	7:17:23	8:46	4:31:22
34		14:04:46	567	Reif-Acheson, Bobbi		USA		1:06:31	9:57	7:18:47	6:55	5:22:38
35		14:27:02	581	Hayes, Linda		USA		1:37:50	7:16	7:09:52	10:16	5:21:50
36		15:59:41	558	McLellan, SuSon		USA		1:53:15	10:23	7:45:29	10:11	6:00:26
37	DNF		579	Cuder, Isabella		AUT		1:11:07	4:48	6:44:36		
38	DNF		591	Bette, Regine		GER		1:30:26	4:11	6:08:23	5:57	
39	DNF		569	Kollar, Elizabeth		USA		1:35:35	5:04	7:38:16		

Women 55 - 59 Awards

Place	Bla	Time	Numb	Lname	Fname	Cnt	Rep	Swim	Tr1	Bike	Tr2	Run
1		10:51:43	417	Sophiea, Laura		USA		1:06:18	3:48	5:35:37	5:53	4:00:08
2		11:34:15	419	Rouse, Kimberlee		USA		1:21:36	5:01	5:59:45	3:56	4:03:58
3		11:38:22	414	Wilson, Rose		USA		1:04:55	5:40	5:49:02	3:57	4:34:49
4		11:40:39	412	Welder, Laurelee		CAN		1:25:06	5:05	6:08:10	5:10	3:57:10

2010 FORD IRONMAN WORLD CHAMPIONSHIP RESULTS

AGE GROUP RESULTS

87

Place	Bla	Time	Numb	Lname	Fname	Cnt	Rep	Swim	Tr1	Bike	Tr2	Run
5		11:40:49	392	LeStrange, Missy		USA		1:11:37	3:35	6:06:04	5:17	4:14:18
6		12:19:09	411	Ross, Denise		CAN		1:34:35	5:15	6:36:33	5:59	3:56:50
7		12:24:04	400	Watson, Beverly		CAN		1:13:36	4:40	6:10:13	9:22	4:46:16
8		12:25:26	418	Allison, Michele		NZL		1:18:38	5:47	6:38:27	4:44	4:17:53
9		12:31:08	407	Beers, Laurie		USA		1:23:37	3:48	6:17:09	3:27	4:43:09
10		12:35:48	410	Kuld, Felicitas		GER		1:30:55	4:29	6:35:07	4:58	4:20:22
11		12:38:23	405	Tibbetts, Cathy		USA		1:15:04	4:28	6:09:38	6:47	5:02:28
12		12:58:05	396	Denise, Everitt		USA		1:06:21	4:48	6:50:58	4:39	4:51:23
13		13:05:59	393	Stanley, Robyn		AUS		1:19:15	4:42	6:54:38	6:27	4:40:59
14		13:11:42	394	Wallis, Susan		USA		1:31:18	5:24	6:47:49	6:38	4:40:35
15		13:20:16	399	Hassell, Carol		USA		1:15:32	5:56	6:09:57	8:44	5:40:11
16		13:22:34	408	Griffin, Laura		USA		1:30:15	6:02	6:57:45	6:33	4:42:01
17		13:22:38	403	Weaver, Elizabeth		USA		1:21:33	7:25	7:03:05	8:51	4:41:46
18		13:42:42	398	Rosen, Patricia		USA		1:25:27	7:18	6:50:13	8:09	5:11:38
19		13:44:58	413	Semeyn, Debra		USA		1:37:44	6:52	6:41:09	6:08	5:13:07
20		13:46:11	424	Riffel, Doris		GER		1:44:14	4:19	6:57:49	6:51	4:52:59
21		13:46:49	422	Perry, Anne		USA		1:12:04	5:53	7:04:18	8:14	5:16:22
22		13:47:00	416	Cameto, Edie		USA		1:38:50	6:31	6:42:08	8:04	5:11:28
23		13:52:22	420	Golledge, Judith		AUS		1:27:45	5:11	7:15:06	7:19	4:57:03
24		13:55:10	423	Schuckies, Pam		USA		1:57:53	5:57	6:51:40	8:40	4:51:02
25		14:00:16	409	Collins, Linda		USA		1:18:32	6:24	7:20:38	11:27	5:03:17
26		14:02:27	401	Watson, Janet		GBR		1:46:34	7:55	7:11:17	10:34	4:46:10
27		14:09:00	406	Goncalves, Maria		BRA		1:25:37	8:39	7:20:59	8:01	5:05:46
28		14:15:17	395	Greenough, Glynis		GBR		1:37:23	7:26	7:01:27	9:17	5:19:46
29		14:28:55	402	Jouault, Sarah		GBR		1:33:06	5:58	7:33:33	7:24	5:08:56
30		14:49:57	397	Makimoto, Mieko		JPN		2:15:39	1:15	7:37:07	8:46	4:47:12
31	DNF		421	Dees, Kyle		USA		1:25:40	5:12	6:42:31	7:53	
32	DNF		404	Kaulmann, Karin		GER		1:35:12	3:10	6:37:30	5:39	

Women 60 - 64 Awards

Place	Bla	Time	Numb	Lname	Fname	Cnt	Rep	Swim	Tr1	Bike	Tr2	Run
1		12:17:24	323	Peters, Carol		CAN		1:32:16	5:40	6:27:46	6:22	4:05:23
2		12:37:58	310	Ridgway, Diane		USA		1:37:01	3:47	6:40:12	5:52	4:11:09
3		12:45:32	321	Houbolt, Mary		USA		1:24:49	5:02	6:03:30	7:01	5:05:12
4		12:54:52	313	Fulton, Lyn		AUS		1:26:23	4:37	7:04:54	7:37	4:11:23
5		13:02:24	319	Heideman, Edie		USA		1:34:58	4:19	6:31:36	3:35	4:47:57
6		13:31:23	307	Goodyear, Cullen		CAN		1:17:00	3:42	7:00:50	7:28	5:02:25
7		13:39:50	318	Carter, Karen		USA		1:37:39	6:15	7:00:14	8:39	4:47:04
8		13:51:06	315	Bondy, Ann		NZL		1:38:02	4:13	7:02:20	5:26	5:01:07
9		13:56:47	314	Goodacre, Mary		CAN		1:44:12	6:53	7:00:46	8:00	4:56:57
10		14:12:17	305	Webber, Hilary		GBR		1:35:11	6:26	6:53:10	15:26	5:22:05
11		14:13:22	309	Daly, Catharine		CAN		1:34:28	8:01	7:34:00	5:36	4:51:19
12		14:29:03	312	Nordstrand, Robyn		AUS	NZL	1:36:24	8:10	7:03:22	9:48	5:31:22
13		14:46:58	316	Sanders, Patty		USA		1:50:04	8:27	7:14:31	8:53	5:25:06
14		15:01:24	304	Crawford, Sally		USA		1:18:18	5:05	7:21:52	6:13	6:09:58
15		15:15:43	322	Miyamoto, Kiyono		JPN		1:46:28	9:25	7:43:32	6:26	5:29:55
16		15:29:40	306	Cronenberg, Melodie		USA		1:33:37	8:48	7:13:31	12:33	6:21:13
17		15:59:48	308	Bahurinsky, Morgen		USA		2:07:04	7:09	7:38:43	6:43	6:00:11
18		16:06:08	320	Wiebe, Sandi		USA		1:30:06	4:43	7:08:53	10:08	7:12:21

2010 FORD IRONMAN WORLD CHAMPIONSHIP RESULTS

AGE GROUP RESULTS

Place	Bla	Time	Numb	Lname	Fname	Cnt	Rep	Swim	Tr1	Bike	Tr2	Run
19		16:37:44	303	Topaz, Aida		CHL		1:54:23	6:19	7:40:53	6:10	6:50:01
20	DNF		159	Puchalski, Patricia		USA		1:40:07	10:58			
21	DNF		324	Gerlach, Leslie		USA		1:44:24	10:43	7:42:25	10:15	

Women 65 - 69 Awards

Place	Bla	Time	Numb	Lname	Fname	Cnt	Rep	Swim	Tr1	Bike	Tr2	Run
1		13:16:32	179	Gruenfeld, Cherie		USA		1:21:02	4:38	6:47:29	4:24	4:59:02
2		13:24:10	252	Grabow, Natalie		USA		1:34:46	6:10	6:23:29	6:36	5:13:10
3		14:20:33	249	OniBeit, Elisabeth		GER		1:55:57	4:54	6:59:27	6:59	5:13:18
4		14:54:21	250	Minor, Wendy		USA		1:25:25	4:37	7:16:45	6:17	6:01:19
5		15:27:30	245	Woodworth, Cheryl		USA		2:03:06	5:43	7:16:26	8:23	5:53:55
6		15:41:22	246	Brocklesby, Edwina		GBR		2:05:35	4:25	7:56:07	6:34	5:28:43
7		15:49:20	248	Bivens, Karin		USA		1:46:43	8:17	7:16:38	7:46	6:29:58
8		16:03:17	253	Teuber, Leslye		USA		2:00:35	5:15	7:31:39	11:51	6:14:00
9		16:43:49	243	McDowell-Cramer, Peggy		USA		1:30:25	3:40	7:57:22	4:41	7:07:43
10		16:59:13	247	Curl, Kathryn		USA		2:00:37	6:40	8:12:46	11:31	6:27:42
11	DNF		251	Taubner, Nancy		CAN		1:50:35	9:26	7:58:21	11:45	
12	DNF		244	Rupert, Lenore		USA		1:56:00	8:31			

Women 70 - 74 Awards

Place	Bla	Time	Numb	Lname	Fname	Cnt	Rep	Swim	Tr1	Bike	Tr2	Run
1	DNF		214	Shapiro, Mickie		USA		1:53:56	5:51			
2	DNF		215	Williams, Bobbie		USA		2:14:42	8:55			

Women 75 & Over Awards

Place	Bla	Time	Numb	Lname	Fname	Cnt	Rep	Swim	Tr1	Bike	Tr2	Run
1		16:20:30	190	Anderson, Harriet		USA		1:48:25	8:12	7:34:53	10:02	6:39:00



2010 FORD IRONMAN WORLD CHAMPIONSHIP RESULTS

SPONSORS



Drive one.



FOSTER GRANT



JANUS



AVON



SHIMANO



Proud Supplier of Custom Race Bibs for the Ford Ironman World Championship



- Fastest Turnaround Time
- Completely Customized Bibs
- Personalized Bibs
- Easy to Order

BibNumbers.com
1-866-638-3687 ext 304

Results Provided By



Design Provided By



Photos Provided By

