


keep your love



IRONMAN
WORLD CHAMPIONSHIP



IRONMAN®

WORLD CHAMPIONSHIP



2.4 MILES
'AU' AU KAI/SWIM



112 MILES
PAIKIKALA/BIKE



26.2 MILES
HOLO HOLO/RUN



October 8, 2011

IRONMAN® and M-DOIT™ are registered trademarks of World Triathlon Corporation

TOP THREE MEN




CRAIG "CROWIE" ALEXANDER **Australia • 08:03:56**

The 38-year-old Aussie, who won the event in 2008 and 2009, added a third Ironman World Championship title to his resume, finishing in 8:03:56. He broke the course record, set in 1996 by Luc Van Lierde, by 12 seconds. Alexander is only the fourth person in the history of the race to win three times and the first person ever to earn Ironman World Championship 70.3 and Ironman World Championship titles in the same year. His race featured a 51:56 swim split, 4:24:05 bike split and a 2:44:03 run split.



PETE JACOBS **Australia • 08:09:11**

Australia's Pete Jacobs has had a string of successes in the seven years he has been a professional triathlete. With two top ten finishes under his belt from the 2009 and 2010 Ironman World Championship events, including the third-ever fastest marathon in last year's race, the 30-year-old was poised to return to Kona to make the podium. Despite a challenge from Andreas Raelert at the end of the run, Jacobs celebrated his first top-three finish with his best time yet: 8:09:11.



ANDREAS RAELEERT **Germany • 08:11:07**

Germany's Andreas Raelert, 35, made his Kona debut in 2009, finishing third overall. In 2010 he returned to the Ironman World Championship and battled Chris McCormack on the run, ultimately earning a second-place finish with a time of 8:12:17. Raelert had another impressive year on the course, remaining with the lead group throughout the race and finishing again in the top three with a time of 8:11:07 – his fastest overall time in Kona thus far.

TOP THREE WOMEN

CHRISSIE WELLINGTON **Great Britain • 08:55:08**

After withdrawing from the 2010 Ironman World Championship due to illness, Great Britain's Chrissie Wellington, 34, returned to Kona to defend her course record and add another title to her resume. Despite a slower-than-usual swim split of 1:01:03, she started chiseling away at the gap on the bike with a split of 4:56:53, paving the way for her domination on the run. Wellington passed Caroline Steffen in the Natural Energy Lab of Hawai'i and then moved to the lead with defending Ironman World Champion Mirinda Carfrae close on her heels. She took home her fourth Ironman World Championship title with an overall time of 8:55:08, just a minute shy of breaking her own course record set in 2009.




MIRINDA CARFRAE **Australia • 08:57:57**

Australia's Mirinda Carfrae, 30, has seen successes on the International, Ironman and Ironman 70.3 circuits. The 2007 Ironman 70.3 World Champion made her Kona debut in style in 2009, finishing second with a record-breaking 2:56:51 marathon. In 2010, she shattered her own run course record with a time of 2:53:32 and made her way to her first World Championship title. This year, Carfrae yet again broke her own course record for the run with a time of 2:52:09. She challenged Wellington up through the last few miles of the race, running as close as just over two minutes behind her and finishing with her best time in Kona to date of 8:57:57.



LEANDA CAVE **Great Britain • 09:03:29**

Great Britain's Leanda Cave, 33, has been a professional triathlete for ten years with many celebrated podium finishes on the Ironman and Ironman 70.3 circuits, including second and third place finishes at the Ironman World Championship 70.3. In only her second appearance at the Ford Ironman World Championship, Cave had an impressive day that featured a 53:54 swim split, a 4:58:41 bike split and a 3:06:36 marathon that secured her spot in the top three with an overall time of 9:03:29.



INDEX

TOP THREE MEN	2
TOP THREE WOMEN	3
STATS	6
RECORDS IN KONA	7
PRO MEN'S RESULTS	8
PRO WOMEN'S RESULTS	9
PHYSICALLY CHALLENGED RESULTS	10
MILITARY RESULTS	11
TOP FIVE SWIM, BIKE, RUN	12
OVERALL RESULTS	14
AGE GROUP RESULTS	52
SPONSORS	91



KO ALOHA LA EA – Keep Your Love

With the arrival of foreign settlers in Hawai'i, the traditional lifestyles of the Hawaiian people were rapidly changing. The Hawaiian people battled against the ruling monarch and its regime in order to protect their religious and cultural rights known as the Kapu System.

In 1819, a battle took place in defense of the Kapu System. This fierce fight is known today as, "The Battle of Kuamo'o." Archaeological remnants and graves known as Lekeleke earmark this historical event and are located here in Kona, at the south end of Ali'i Drive.


During the disposition of the Kapu, the ruling monarch, King Kamehameha II (Liholiho) and his cousin, High Chief, Kekuaokalani, who were raised as brothers, were in conflict. Kekuaokalani was appointed overseer and protector of the Kapu System, while Liholiho favored the abolishment. Kekuaokalani, alongside his wife, High Chiefess Manono, went into battle and fought to preserve their religion.

The Battle of Kuamo'o was the last historical fight to protect old Hawai'i and it carries great significance. Kekuaokalani and his forces lost the Battle of Kuamo'o. Kekuaokalani died at Kuamo'o. After seeing her husband fall to his death, Manono covered his face, picked up his spear and charged into battle chanting, "Ko aloha la ea, Ko aloha la ea"- Keep your love, keep your love.

Today, the Kuamo'o Battlefield and the Lekeleke Burial Ground is where heartbreak became a part of history as well as a message to live by: No matter what obstacles come, keep your love. No matter what suffering you face, no matter who you are or where you come from, with love you can surmount anything.

Today, this historical and significant landmark continues to represent change, passion, principle, excellence, love of life and love for others.

The artistic interpretations of the elements of Ko aloha la ea were created by Alika Ho`omana.



- **Piko** – the umbilical cord representing the link that takes each of us back to where we've come from.
- **Nā Mauna - The Five Mountains of the Big Island of Hawai'i** – Kohala, Mauna Kea, Mauna Loa, Hualalai and Kilauea.
- **Wahine** representing woman.
- **Kane** representing man.
- **Kalo - Taro** – representing the generations that went before you and what lies ahead of you.
- **Iwa Bird** – representing direction or the reflection of change and that as time passes things change and we must move forward.
- **Lauhala** – the Pandanus leaf is woven tightly together, representing unity or Ohana (family), where everything begins.

- **Aloha** – representing love and compassion.
- **Kane, Ku, Lono, Kanaloa** – representing the four Gods of Hawai'i.
- **Koru** – representing new beginnings where new life and old life come full circle.
- **Papamū or Konane Board** – the Hawaiian Chess Board representing focus and the thought process.
- **Ihe** – the spear representing no limitations.
- **Nā Lima Ki'i - Tiki Hands** – representing helping one another.
- **Kapua'i** – the sole of the foot representing footprints in the sand. It is the path that has been chosen, outlining what your ancestors have sacrificed and why you are where you are today.

The design embraces life and love. It signifies aloha, direction, reflection of change, family, footprints of our journey, as well as old and new life and new beginnings. It reminds us of the gifts of the Big Island, the mountains that surround us while linking us back to where we come from.

As you journey through this year and to the starting line in Kona, embrace the purpose of competition. Competition is not the domination of others, but rather the pursuit of excellence within each of us.

Ko aloha la ea – The Ironman Ohana

STATS

ALL TIME TOP TEN

SWIM

MEN

46:41 Lars Jorgensen USA 98
46:44 Lars Jorgensen USA 95
46:50 Jan Sibbersen GER 03
47:01 Noa Sakamoto USA 08
47:02 John Flanagan USA 08
47:04 Jan Sibbersen GER 04
47:15 Hiroki Hikida JPN 03
47:39 Bradford Hinshaw USA 86
47:41 John Weston USA 03
47:42 John Flanagan III USA 09

WOMEN

48:43 Jodi Jackson USA 99
49:11 Wendy Ingraham USA 98
49:51 Barb Lindquist USA 00
49:52 Wendy Ingraham USA 99
49:57 Ute Mueckel GER 97
50:28 Wendy Ingraham USA 99
50:28 Monica Caplan USA 03
50:29 Linda Gallo USA 03
50:30 Raleigh Tennant AUS 99
50:31 Jennifer Hinshaw USA 84

BIKE

MEN

4:18:23 Normann Stadler GER 06
4:18:32 Chris Lieto USA 11
4:21:36 Torbjorn Sindballe DNK 05
4:23:18 Chris Lieto USA 10
4:24:05 Craig Alexander AUS 11
4:24:16 Luke McKenzie USA 11
4:24:17 Dirk Bockel LUX 11
4:24:50 Thomas Hellriegel GER 96
4:25:11 Chris Lieto USA 09
4:25:21 Micheal Weiss USA 10

WOMEN

4:48:22 Karin Thuerig SUI 10
4:48:30 Paula Newby-Fraser ZIM 93
4:50:16 Erin Baker NZL 93
4:50:16 Karin Thuerig DUI 05
4:50:41 Karin Thuerig DUI 03
4:52:00 Natascha Badmann SUI 05
4:52:07 Chrissie Wellington GBR 09
4:52:26 Natascha Badmann SUI 02
4:53:47 Natascha Badmann SUI 96
4:54:13 Michellie Jones USA 05

RUN

MEN

2:40:04 Mark Allen USA 89
2:41:03 Dave Scott USA 89
2:41:06 Pete Jacobs AUS 10
2:41:48 Luc Van Lierde BEL 96
2:41:57 Olivier Bernhard SUI 99
2:41:59 Craig Alexander AUS 10
2:42:02 Chris McCormack AUS 07
2:42:09 Mark Allen USA 95
2:42:09 Mark Allen USA 91
2:42:18 Mark Allen USA 92

WOMEN

2:52:09 Mirinda Carfrae AUS 11
2:52:41 Chrissie Wellington GBR 11
2:53:32 Mirinda Carfrae AUS 10
2:56:04 Caitlin Snow USA 10
2:56:51 Mirinda Carfrae AUS 09
2:57:44 Chrissie Wellington GBR 08
2:58:36 Sandra Wallenhorst GER 08
2:59:16 Lori Bowden CAN 99
2:59:58 Chrissie Wellington GBR 07
3:00:52 Samantha McGlone CAN 07



RECORDS IN KONA

DID YOU KNOW?

- **1,859 athletes started, 1,855 came out of the water and 4 did not make the swim cut off**
- **1,854 athletes started the bike**
- **1,818 athletes started the run**
- **Finisher Rate: 1773/1859 = 95.4% finisher rate**
- **Last Official Finisher: Gary Hermansen - 16:58:59**
- **Fastest Transition: T1 1:46 T2 2:01 Total: 3:47 Luke McKenzie**
- **Longest time spent in transitions: T1 8:13 T2 48:14 Total: 56:27**
- **Finishers by Gender: SEX = F 476 SEX = M 1297**

THIS YEAR IN KONA

It was a record-breaking day at the 2011 Ford Ironman World Championship as Craig “Crowie” Alexander and Chrissie Wellington dominated the course in near-perfect conditions. Alexander, who won the event in 2008 and 2009, added a third Ironman World Championship title to his resume. Finishing in 8:03:56, he broke the course record, set in 1996 by Luc Van Lierde, by 12 seconds. He is only the fourth person in the history of the race to win three times and the first person ever to earn Ironman World Championship 70.3 and Ironman World Championship titles in the same year. Alexander excelled over an impressive men’s field, including last year’s runner-up, Andreas Raelert (DEU), as well as Pete Jacobs (AUS), Dirk Bockel (LUX), Timo Bracht (DEU) and Chris Lieto (USA).

After withdrawing from the 2010 Ford Ironman World Championship due to illness, Wellington returned to Kona to defend her course record against a women’s field that included last year’s champion, Mirinda Carfrae (AUS), as well as Caroline Steffen (CHE), Leanda Cave (GBR), Rachel Joyce (GBR) and Julie Dibens (GBR). Carfrae showcased her skill as a runner, challenging Wellington up until the finish line while breaking her own run course record with a split of 2:52:09. Wellington secured her fourth Ironman World Championship title when she crossed the line in 8:55:08.

Over 1,850 athletes representing more than 50 countries and nearly all 50 states started the 2011 Ford Ironman World Championship. Competitors ranged in age from 18 to 81 years old.

PRO MEN'S RESULTS

Place	Time	Numb	Fname	Lname	Cnt	Rep	Swim	Tr1	Bike	Tr2	Run
1	08:03:56	1	Craig	Alexander	USA	AUS	51:56	1:56	4:24:05	1:58	2:44:03
2	08:09:11	11	Pete	Jacobs	AUS	AUS	51:38	1:57	4:31:01	2:07	2:42:29
3	08:11:07	10	Andreas	Raelert	GER	GER	51:58	2:04	4:26:52	2:27	2:47:48
4	08:12:58	33	Dirk	Bockel	LUX	LUX	51:44	2:01	4:24:17	1:55	2:53:04
5	08:20:12	9	Timo	Bracht	GER	GER	53:37	1:43	4:35:07	2:22	2:47:26
6	08:21:07	44	Mike	Aigroz	SWI	SUI	52:31	1:42	4:30:43	2:06	2:54:08
7	08:22:15	2	Raynard	Tissink	RSA	RSA	52:08	1:52	4:28:38	3:02	2:56:37
8	08:23:19	31	Andi	Boecherer	GER	GER	51:49	1:54	4:25:46	2:09	3:01:44
9	08:25:42	19	Luke	McKenzie	USA	AUS	51:47	1:46	4:24:16	2:01	3:05:54
10	08:27:18	5	Faris	Al-Sultan	ARE	GER	51:55	1:55	4:29:31	2:19	3:01:41
11	08:29:02	26	Tom	Lowe	GBR	GBR	58:55	2:09	4:26:28	2:37	2:58:55
12	08:31:20	43	Daniel	Fontana	ITA	ITA	51:54	2:04	4:30:57	2:22	3:04:04
13	08:35:18	49	Marko	Albert	EST	EST	51:43	1:58	4:36:43	2:01	3:02:56
14	08:35:53	27	Rasmus	Henning	ESP	DEN	51:48	1:51	4:31:11	2:16	3:08:49
15	08:37:00	40	Cyril	Viennot	FRA	FRA	55:58	2:02	4:44:50	2:15	2:51:56
16	08:38:11	50	Courtney	Ogden	AUS	AUS	57:14	1:59	4:40:35	2:57	2:55:29
17	08:38:36	29	Andy	Potts	USA	USA	49:44	1:43	4:37:33	2:18	3:07:20
18	08:39:38	36	Michael	Goehner	GER	GER	57:17	2:00	4:36:55	2:23	3:01:04
19	08:39:52	12	Jozsef	Major	HUN	HUN	1:06:57	2:07	4:31:40	2:45	2:56:24
20	08:40:40	38	Joe	Gambles	AUS	AUS	51:59	1:54	4:31:07	2:45	3:12:56
21	08:42:39	35	Michael	Lovato	USA	USA	53:46	1:45	4:47:08	3:42	2:56:20
22	08:43:03	18	Maik	Twelsiek	USA	GER	52:01	1:58	4:26:28	2:24	3:20:14
23	08:43:51	39	Matthew	Russell	USA	USA	1:06:47	2:03	4:37:42	2:39	2:54:41
24	08:48:40	47	Ian	Mikelson	USA	USA	53:47	1:54	4:45:45	2:58	3:04:18
25	08:48:44	7	Jan	Raphael	GER	GER	53:50	1:50	4:42:31	2:26	3:08:10
26	08:49:01	37	Mike	Schifferle	SWI	SUI	1:07:05	2:03	4:37:31	3:15	2:59:09
27	08:50:00	48	Matty	Reed	USA	USA	51:41	2:26	4:43:42	2:14	3:09:59
28	08:58:13	24	Axel	Zeebroek	BEL	BEL	52:00	2:03	4:53:36	3:00	3:07:36
29	09:10:26	25	Chris	Lieto	USA	USA	52:04	2:03	4:18:32	2:50	3:55:00



PRO MEN'S RESULTS

Place	Time	Numb	Fname	Lname	Cnt	Rep	Swim	Tr1	Bike	Tr2	Run
30	09:13:42	16	Petr	Vabrousek	CZE	CZE	1:00:56	2:46	4:50:07	3:00	3:16:55
31	09:15:08	46	Georg	Potrebitsch	GER	GER	53:36	2:02	5:04:23	3:09	3:11:59
32	09:16:44	30	Balazs	Csoke	SWI	HUN	51:57	2:06	4:39:48	2:35	3:40:20
33	09:18:26	32	Sergio	Marques	POR	POR	1:04:50	2:07	5:10:46	2:23	2:58:22
34	09:26:42	51	Hiroyuki	Nishiuchi	JPN	JPN	53:52	2:09	5:14:56	2:55	3:12:52
35	09:34:46	45	Mike	Neill	CAN	CAN	1:01:05	2:02	5:07:20	3:22	3:20:58
36	DNF	6	Marino	Vanhoenacker	BEL	BEL	51:56	1:48	4:24:11	2:01	
37	DNF	15	Frederik	Van Lierde	BEL	BEL	51:46	1:51	4:31:19	2:52	
38	DNF	21	Michael	Weiss	USA	AUT	57:21	2:19	4:25:18	2:33	
39	DNF	20	Ben	Hoffman	USA	USA	52:07	1:54	4:32:53	2:42	
40	DNF	41	Matty	White	AUS	AUS	53:42	1:45	4:42:02	2:29	
41	DNF	17	Ronnie	Schildknecht	SWI	SUI	55:56	1:58	4:40:08	2:32	
42	DNF	14	Cameron	Brown	NZL	NZL	53:57	1:47	4:44:46	2:17	
43	DNF	4	Eneko	Llanos	ESP	ESP	52:05	2:03	4:46:34		
44	DNF	3	Timothy	O'Donnell	USA	USA	51:53	1:48	5:06:04		
45	DNF	8	Luke	Bell	USA	AUS	51:51	1:44			
46	DNF	22	T.J.	Tollakson	USA	USA	51:57	1:59			
47	DNF	13	Mathias	Hecht	SWI	SUI	51:57	1:55			
48	DNF	28	Torsten	Abel	USA	GER	52:27	1:45			
49	DNF	34	Bert	Jammaer	BEL	BEL	52:33	1:50			
50	DNF	23	Patrick	Vernay	NCL	FRA	55:56	1:56			
64	DNF	52	Nils	Goerke	GER		1:04:14	1:59			

PRO WOMEN'S RESULTS

Place	Time	Numb	Fname	Lname	Cnt	Rep	Swim	Tr1	Bike	Tr2	Run
1	08:55:08	102	Chrissie	Wellington	GBR	GBR	1:01:03	2:05	4:56:53	2:27	2:52:41
2	08:57:57	101	Mirinda	Carfrae	USA	AUS	57:17	1:54	5:04:17	2:22	2:52:09
3	09:03:29	107	Leanda	Cave	USA	GBR	53:54	2:04	4:58:41	2:16	3:06:36
4	09:06:57	112	Rachel	Joyce	GBR	GBR	53:56	2:00	4:58:57	2:11	3:09:55
5	09:07:32	103	Caroline	Steffen	SWI	SUI	57:15	1:54	4:50:26	2:41	3:15:17
6	09:15:00	105	Karin	Thuerig	SWI	SUI	1:12:19	2:13	4:44:20	2:38	3:13:31
7	09:15:17	113	Sonja	Tajsich	GER	GER	1:06:57	1:58	4:58:55	2:42	3:04:47
8	09:17:56	116	Heather	Wurtele	CAN	CAN	58:43	2:14	4:59:10	2:22	3:15:29
9	09:18:11	123	Caitlin	Snow	USA	USA	58:47	2:14	5:20:57	2:24	2:53:51
10	09:19:52	117	Virginia	Berasategui	ESP	ESP	58:44	2:25	5:03:31	2:23	3:12:50
11	09:22:07	114	Catriona	Morrison	GBR	GBR	1:01:02	2:18	5:01:45	3:47	3:13:18
12	09:28:21	118	Tine	Deckers	BEL	BEL	1:04:53	1:45	5:00:04	2:32	3:19:09
13	09:29:08	110	Kelly	Williamson	USA	USA	55:49	2:50	5:24:29	2:29	3:03:33
14	09:31:21	133	Natascha	Badmann	SWI	SUI	1:07:04	2:35	5:00:29	4:31	3:16:44
15	09:34:06	128	Mary Beth	Ellis	USA	USA	55:54	2:05	5:19:15	3:05	3:13:48
16	09:39:01	124	Linsey	Corbin	USA	USA	1:04:50	1:45	5:08:46	2:40	3:21:01
17	09:43:25	126	Samantha	Warriner	NZL	NZL	58:44	2:08	5:04:10	6:46	3:31:38
18	09:50:11	125	Amanda	Stevens	USA	USA	51:54	2:21	5:20:16	2:55	3:32:47
19	10:02:33	132	Joanna	Lawn	NZL	NZL	1:01:06	2:47	5:20:13	2:25	3:36:04
20	10:04:15	106	Tyler	Stewart	USA	USA	1:06:55	2:38	5:24:17	3:11	3:27:16
21	10:19:09	127	Uli	Bromme	USA	USA	1:12:51	3:23	5:26:30	3:02	3:33:26

PRO WOMEN'S RESULTS

Place	Time	Numb	Fname	Lname	Cnt	Rep	Swim	Tr1	Bike	Tr2	Run
22	10:21:02	131	Jackie	Arendt	USA	USA	1:01:08	2:44	5:50:18	2:38	3:24:15
23	10:31:10	115	Silvia	Felt	GER	GER	1:12:18	1:56	5:44:12	2:34	3:30:10
24	10:35:58	109	Heleen	Bij De Vaate	FRA	NED	1:16:33	2:16	5:24:32	4:24	3:48:15
25	10:36:33	129	Maki	Nishiuchi	JPN	JPN	57:18	2:01	5:42:43	3:07	3:51:25
26	10:38:49	130	Miranda	Alldritt	CAN	CAN	1:16:48	2:06	5:41:52	2:12	3:35:53
27	DNF	108	Julie	Dibens	GBR	GBR	51:58	2:04	4:44:15	2:55	
28	DNF	119	Lucie	Zelenkova	RSA	CZE	52:30	1:53	5:17:58	2:40	
29	DNF	122	Kim	Loeffler	USA	USA	1:07:01	2:19	5:22:42	2:50	
30	DNF	104	Yvonne	Van Vlerken	AUT	NED	1:06:53	1:59	5:23:48		
31	DNF	120	Sofie	Goos	BEL	BEL	1:01:05	1:42	6:08:48		
32	DNF	121	Kate	Bevilaqua	AUS	AUS	58:50	2:20			



PHYSICALLY CHALLENGED RESULTS

Physically Challenged

Place	Bla	Time	Numb	Lname	Fname	Cnt	Rep	Swim	Tr1	Bike	Tr2	Run
1		12:52:38	150	Szucs, Andre		USA	BRA	1:04:40	6:01	6:08:08	9:02	5:24:49
2		13:45:01	152	Picardo, Robert		USA	USA	1:23:30	4:39	5:57:43	11:34	6:07:37
3		13:49:34	153	DurbaI, Rajesh		USA	TRI	1:14:00	9:56	6:59:07	7:48	5:18:45
4		16:22:20	151	Rigsby, Scott		USA	USA	1:32:39	17:53	7:55:52	19:47	6:16:11

HAND CYCLE RESULTS



Hand Cycle Men

Place	Bla	Time	Numb	Lname	Fname	Cnt	Rep	Swim	Tr1	Bike	Tr2	Run
1		09:24:35	149	Schabort, Jeddie		USA	USA	1:00:05	2:39	6:13:52	4:53	2:03:09
2		10:25:21	147	Kajlich, Andre		USA	USA	1:12:42	3:00	6:46:48	3:30	2:19:22
3		11:35:28	146	Kennedy, Geoffrey		USA	PUR	1:17:30	2:20	7:42:52	6:45	2:26:03
4		DNF	148	Perez, Andres		SWI	SUI	1:35:10	6:51			

Hand Cycle Women

Place	Bla	Time	Numb	Lname	Fname	Cnt	Rep	Swim	Tr1	Bike	Tr2	Run
1		DNF	145	Katz, Susan		USA	USA	1:56:39	8:10			

MILITARY RESULTS

Military Men

Place	Time	Numb	Lname	Fname	Cnt	Rep	Swim	Tr1	Bike	Tr2	Run	Military
1	09:19:57	1253	Hilton, Rob		USA	USA	1:10:39	3:40	4:52:59	5:01	3:07:40	Marines
2	09:53:18	1341	Marinovich, John		USA	USA	57:20	2:49	5:00:44	2:59	3:49:28	Navy
3	09:59:35	1748	Killian, Robert		USA	USA	1:14:14	4:05	5:09:05	3:30	3:28:43	Army
4	10:09:08	1272	Poteet, Kidd		USA	USA	1:10:49	2:26	5:15:31	2:53	3:37:30	Air Force
5	10:11:31	654	Ferreira, Mike		USA	USA	1:08:21	3:09	5:15:06	3:15	3:41:41	Coast Guard

Military Women

Place	Time	Numb	Lname	Fname	Cnt	Rep	Swim	Tr1	Bike	Tr2	Run	Military
1	10:29:22	1141	Eakin, Tina		USA	USA	1:16:17	3:25	5:37:00	3:39	3:29:02	Army
2	10:46:39	1861	Beckmann, Rachel		USA	USA	1:16:47	4:21	5:34:47	3:42	3:47:04	Coast Guard
3	10:58:51	1705	Turner, Jamie		USA	USA	1:15:23	2:10	5:38:56	2:24	4:00:00	Air Force
4	11:35:22	1139	Barnes, Kristin		USA	USA	1:20:29	3:33	5:54:32	3:03	4:13:48	Navy
5	13:40:26	1879	Rogers, Christina		USA	USA	1:14:42	4:13	6:45:32	5:58	5:30:02	Marines

Military Teams

- | | |
|--|---|
| 1. Army
9:59:35 10:29:22 = 20:28:57
Killian Robert, Eakin Tina | 4. Navy
9:53:18 11:35:22 = 21:28:40
Marinovich John, Barnes Kristin |
| 2. Coast Guard
10:11:31 10:46:39 = 20:58:10
Ferreira Mike, Beckmann Rachel | 5. Marines
9:19:57 13:40:26 = 23:00:23
Hilton Rob, Rogers Christina |
| 3. Air Force
10:09:08 10:58:51 = 21:07:59
Poteet Kidd, Turner Jamie | |

TOP FIVE SWIM, BIKE, RUN



2.4 MILES
'AU' AU KAI/SWIM

Fastest Swim - PRO MEN

Place	Swim	Numb	Lname	Fname	City	Pro	Cnt	Ag
1	49:44	29	Potts, Andy		Colorado S	CO	USA	35
2	51:38	11	Jacobs, Pete		sydney	NSW	AUS	30
3	51:41	48	Reed, Matty		Boulder	CO	USA	36
4	51:43	49	Albert, Marko		Tallinn	HAR	EST	32
5	51:44	33	Bockel, Dirk		Bereldange	LUX	LUX	35

Fastest Swim - PRO WOMEN

Place	Swim	Numb	Lname	Fname	City	Pro	Cnt	Ag
1	51:54	125	Stevens, Amanda		Enid	CO	USA	34
2	53:54	107	Cave, Leanda		Tucson	AZ	USA	33
3	53:56	112	Joyce, Rachel		London	GRE	GBR	33
4	55:49	110	Williamson, Kelly		Austin	TX	USA	34
5	55:54	128	Ellis, Mary Beth		Superior	CO	USA	34



112 MILES
PAIKIKALA/BIKE

Fastest Bike - PRO MEN

Place	Bike	Numb	Lname	Fname	City	Pro	Cnt	Ag
1	4:18:32	25	Lieto, Chris		Danville	CA	USA	39
2	4:24:05	1	Alexander, Craig		Boulder	CO	USA	38
3	4:24:16	19	McKenzie, Luke		Bend	OR	USA	30
4	4:24:17	33	Bockel, Dirk		Bereldange	LUX	LUX	35
5	4:25:46	31	Boecherer, Andi		Freiburg	YES	GER	28

Fastest Bike - PRO WOMEN

Place	Bike	Numb	Lname	Fname	City	Pro	Cnt	Ag
1	4:44:20	105	Thuerig, Karin		Retschwil	LUC	SWI	39
2	4:50:26	103	Steffen, Caroline		Spiez	BE	SWI	33
3	4:56:53	102	Wellington, Chrissie		Feltwell	NOR	GBR	34
4	4:58:41	107	Cave, Leanda		Tucson	AZ	USA	33
5	4:58:55	113	Tajsich, Sonja		Sinzing		GER	36



26.2 MILES
HOLO HOLO/RUN

Fastest Run - PRO MEN

Place	Run	Numb	Lname	Fname	City	Pro	Cnt	Ag
1	2:42:29	11	Jacobs, Pete		sydney	NSW	AUS	30
2	2:44:03	1	Alexander, Craig		Boulder	CO	USA	38
3	2:47:26	9	Bracht, Timo		Eberbach	BAW	GER	36
4	2:47:48	10	Raelert, Andreas		Rostock	MV	GER	35
5	2:51:56	40	Viennot, Cyril		BEAUVAIS	PIC	FRA	29

Fastest Run - PRO WOMEN

Place	Run	Numb	Lname	Fname	City	Pro	Cnt	Ag
1	2:52:09	101	Carfrae, Mirinda		Boulder	CO	USA	30
2	2:52:41	102	Wellington, Chrissie		Feltwell	NOR	GBR	34
3	2:53:51	123	Snow, Caitlin		Brockton	MA	USA	29
4	3:03:33	110	Williamson, Kelly		Austin	TX	USA	34
5	3:04:47	113	Tajsich, Sonja		Sinzing		GER	36


TOP FIVE SWIM, BIKE, RUN

Fastest Swim - Age Group Men

Place	Swim	Numb	Lname	Fname	Ag	City	Pro	Cnt
1	51:35	1657	Colpaert, Bart		30	Izegem	WES	BEL
2	52:55	1220	O Flaherty, Andrew		39	Johannesbu	GAU	RSA
3	52:58	1521	McNeese, Griffin		34	Hoboken	NJ	USA
4	53:05	1638	Carter, Brett		30	palm beach	QLD	AUS
5	53:13	1625	Gardner, Andy		31	Kingwood	TX	USA

Fastest Swim - Age Group Women

Place	Swim	Numb	Lname	Fname	Ag	City	Pro	Cnt
1	53:33	1876	Chura, Haley		26	Atlanta	GA	USA
2	54:44	1942	Holmes, Erin		22	Kennewick	WA	USA
3	57:31	1857	Thomas, Kathryn		28	Stephens C	VA	USA
4	57:32	1143	McCarty, Erin		41	San Jose	CA	USA
5	58:17	1420	Carpenter, Rebecca		39	Atlanta	GA	US



Fastest Bike - Age Group Men

Place	Bike	Numb	Lname	Fname	Ag	City	Pro	Cnt
1	4:30:13	1226	Favre-Felix, Damien		39	marsannay	YES	FRA
2	4:35:17	1025	Zamboni, Andrea		41	Agarone	TIC	SWI
3	4:35:26	1197	Ganser, Markus		39	Stolberg	NRW	GER
4	4:38:13	1754	Lueddecke, Kai		29	Brühl	BW	GER
5	4:38:27	1337	Gyde, Sam		36	Destelberg	O-V	BEL

Fastest Bike - Age Group Women

Place	Bike	Numb	Lname	Fname	Ag	City	Pro	Cnt
1	4:58:41	1114	Goertz, Beate		42	Cologne	NRW	GER
2	5:05:40	1681	Hufe, Mareen		33	Wesel	NRW	GER
3	5:07:31	1419	Rudolf, Michaela		39	St. Pölten	AUS	AUT
4	5:09:40	1164	Donley, Shannon		40	Anchorage	AK	USA
5	5:10:50	1669	Wicks, Hilary		34	Papakura	AUK	NZL




Fastest Run - Age Group Men

Place	Run	Numb	Lname	Fname	Ag	City	Pro	Cnt
1	2:43:29	1797	Thorne, Joe		27	Austin	TX	USA
2	2:56:48	1337	Gyde, Sam		36	Destelberg	O-V	BEL
3	2:57:28	1499	Sloan, Chuck		34	Tulsa	OK	USA
4	2:58:09	1901	Duffy, Brian		23	West Chest	PA	USA
5	2:58:21	1755	Haak, Steffen		29	Karlsruhe	BW	GER

Fastest Run - Age Group Women

Place	Run	Numb	Lname	Fname	Ag	City	Pro	Cnt
1	3:06:25	1458	Croft, Sheila		37	Redmond	WA	USA
2	3:16:51	1728	Clayton, Gillian		30	Vancouver	BC	CAN
3	3:17:16	1178	Davis, Susanne		40	Carlsbad	CA	USA
4	3:18:45	1114	Goertz, Beate		42	Cologne	NRW	GER
5	3:20:33	1677	Pekerman, Nina		34	Noft	ISR	ISR



OVERALL RESULTS

Place	Bla	Time	Numb	Lname	Fname	Cnt	Rep	Cpl	Category	Swim	Tr1	Bike	Tr2	Run
1		08:03:56	1	Alexander, Craig		USA	AUS	1	MPRO	51:56	1:56	4:24:05	1:58	2:44:03
2		08:09:11	11	Jacobs, Pete		AUS	AUS	2	MPRO	51:38	1:57	4:31:01	2:07	2:42:29
3		08:11:07	10	Raelert, Andreas		GER	GER	3	MPRO	51:58	2:04	4:26:52	2:27	2:47:48
4		08:12:58	33	Bockel, Dirk		LUX	LUX	4	MPRO	51:44	2:01	4:24:17	1:55	2:53:04
5		08:20:12	9	Bracht, Timo		GER	GER	5	MPRO	53:37	1:43	4:35:07	2:22	2:47:26
6		08:21:07	44	Aigroz, Mike		SWI	SUI	6	MPRO	52:31	1:42	4:30:43	2:06	2:54:08
7		08:22:15	2	Tissink, Raynard		RSA	RSA	7	MPRO	52:08	1:52	4:28:38	3:02	2:56:37
8		08:23:19	31	Boecherer, Andi		GER	GER	8	MPRO	51:49	1:54	4:25:46	2:09	3:01:44
9		08:25:42	19	McKenzie, Luke		USA	AUS	9	MPRO	51:47	1:46	4:24:16	2:01	3:05:54
10		08:27:18	5	Al-Sultan, Faris		ARE	GER	10	MPRO	51:55	1:55	4:29:31	2:19	3:01:41
11		08:29:02	26	Lowe, Tom		GBR	GBR	11	MPRO	58:55	2:09	4:26:28	2:37	2:58:55
12		08:31:20	43	Fontana, Daniel		ITA	ITA	12	MPRO	51:54	2:04	4:30:57	2:22	3:04:04
13		08:35:18	49	Albert, Marko		EST	EST	13	MPRO	51:43	1:58	4:36:43	2:01	3:02:56
14		08:35:53	27	Henning, Rasmus		ESP	DEN	14	MPRO	51:48	1:51	4:31:11	2:16	3:08:49
15		08:37:00	40	Viennot, Cyril		FRA	FRA	15	MPRO	55:58	2:02	4:44:50	2:15	2:51:56
16		08:38:11	50	Ogden, Courtney		AUS	AUS	16	MPRO	57:14	1:59	4:40:35	2:57	2:55:29
17		08:38:36	29	Potts, Andy		USA	USA	17	MPRO	49:44	1:43	4:37:33	2:18	3:07:20
18		08:39:38	36	Goehner, Michael		GER	GER	18	MPRO	57:17	2:00	4:36:55	2:23	3:01:04
19		08:39:52	12	Major, Jozsef		HUN	HUN	19	MPRO	1:06:57	2:07	4:31:40	2:45	2:56:24
20		08:40:40	38	Gambles, Joe		AUS	AUS	20	MPRO	51:59	1:54	4:31:07	2:45	3:12:56
21		08:42:39	35	Lovato, Michael		USA	USA	21	MPRO	53:46	1:45	4:47:08	3:42	2:56:20
22		08:43:03	18	Twelsiek, Maik		USA	GER	22	MPRO	52:01	1:58	4:26:28	2:24	3:20:14
23		08:43:51	39	Russell, Matthew		USA	USA	23	MPRO	1:06:47	2:03	4:37:42	2:39	2:54:41
24		08:48:40	47	Mikelson, Ian		USA	USA	24	MPRO	53:47	1:54	4:45:45	2:58	3:04:18
25		08:48:44	7	Raphael, Jan		GER	GER	25	MPRO	53:50	1:50	4:42:31	2:26	3:08:10
26		08:48:44	1616	Diedereren, Bas		NED	NED	1	M30-34	54:42	2:00	4:51:07	2:23	2:58:34
27		08:49:01	37	Schifferle, Mike		SWI	SUI	26	MPRO	1:07:05	2:03	4:37:31	3:15	2:59:09
28		08:50:00	48	Reed, Matty		USA	USA	27	MPRO	51:41	2:26	4:43:42	2:14	3:09:59
29		08:50:09	1337	Gyde, Sam		BEL	BEL	1	M35-39	1:09:47	2:45	4:38:27	2:23	2:56:48
30		08:53:26	1025	Zamboni, Andrea		SWI	SUI	1	M40-44	1:04:29	3:38	4:35:17	2:13	3:07:51
31		08:54:55	951	Chesney, Curt		USA	USA	2	M40-44	59:19	2:19	4:47:10	2:23	3:03:46
32		08:55:08	102	Wellington, Chrissie		GBR	GBR	1	WPRO	1:01:03	2:05	4:56:53	2:27	2:52:41
33		08:57:57	101	Carfrae, Mirinda		USA	AUS	2	WPRO	57:17	1:54	5:04:17	2:22	2:52:09
34		08:58:13	24	Zebroek, Axel		BEL	BEL	28	MPRO	52:00	2:03	4:53:36	3:00	3:07:36
35		08:58:31	1610	Shearon, Jonathan		USA	USA	2	M30-34	59:09	2:59	4:47:38	3:07	3:05:38
36		08:58:50	1608	Fink, Mario		AUT	AUT	3	M30-34	57:16	2:57	4:44:50	2:29	3:11:20
37		08:58:59	1379	Inkinen, Sami		USA	FIN	2	M35-39	1:02:18	2:27	4:40:43	2:07	3:11:26
38		08:59:16	1797	Thorne, Joe		USA	USA	1	M25-29	1:04:36	2:36	5:05:22	3:16	2:43:29
39		09:00:15	977	Angst, Wolfgang		GER	GER	3	M40-44	1:02:21	3:46	4:50:11	3:39	3:00:20
40		09:01:34	980	Harr, Eric		USA	USA	4	M40-44	59:01	3:21	4:46:57	2:40	3:09:37
41		09:01:40	1586	Wienbreier, Daniel		GER	GER	4	M30-34	1:00:49	3:10	4:46:58	2:58	3:07:47
42		09:01:43	1564	Griffiths, Rob		GBR	GBR	5	M30-34	1:02:32	2:58	4:46:24	2:33	3:07:17
43		09:02:03	1625	Gardner, Andy		USA	USA	6	M30-34	53:13	2:34	4:54:18	2:35	3:09:25
44		09:02:56	1509	Imrie, Andrew		CAN	CAN	7	M30-34	57:23	2:05	4:56:43	3:05	3:03:43
45		09:03:11	1536	Hemet, Nicolas		FRA	FRA	8	M30-34	59:18	2:44	4:46:44	2:20	3:12:06
46		09:03:26	1386	Johnson, Steve		USA	USA	3	M35-39	1:02:40	2:42	4:53:12	2:32	3:02:21
47		09:03:29	107	Cave, Leanda		USA	GBR	3	WPRO	53:54	2:04	4:58:41	2:16	3:06:36
48		09:04:48	1377	Israel, Todd		AUS	AUS	4	M35-39	56:18	2:39	4:49:19	2:41	3:13:53
49		09:04:56	1499	Sloan, Chuck		USA	USA	9	M30-34	1:01:00	2:54	5:00:35	3:01	2:57:28
50		09:05:05	1052	Niederau, Dirk		GER	GER	5	M40-44	57:30	2:40	4:45:19	2:51	3:16:45
51		09:05:10	1755	Haak, Steffen		GER	GER	2	M25-29	1:00:28	4:18	4:59:12	2:53	2:58:21
52		09:05:27	1818	Duelzen, Marc		GER	GER	3	M25-29	59:50	2:04	4:52:21	2:38	3:08:36

OVERALL RESULTS

Place	Bla	Time	Numb	Lname	Fname	Cnt	Rep	Cpl	Category	Swim	Tr1	Bike	Tr2	Run
53		09:06:05	1812	Lavery, Michael		USA	USA	4	M25-29	1:02:36	3:16	4:48:08	3:27	3:08:40
54		09:06:29	1563	Bourguet, Benoit		BEL	BEL	10	M30-34	57:24	2:27	4:55:53	3:13	3:07:33
55		09:06:39	1243	Pullens, Carlo		NED	NED	5	M35-39	1:02:29	3:39	4:50:01	3:01	3:07:30
56		09:06:42	1318	Houzelle, Fabrice		FRA	FRA	6	M35-39	1:06:18	2:49	4:53:25	3:00	3:01:12
57		09:06:44	1398	Gärtner, Tobias		GER	GER	7	M35-39	1:02:19	2:47	4:51:31	5:32	3:04:36
58		09:06:54	1576	Ferreira Da Silva Neto, An		BRA	BRA	11	M30-34	57:09	2:41	4:52:56	2:38	3:11:31
59		09:06:57	112	Joyce, Rachel		GBR	GBR	4	WPRO	53:56	2:00	4:58:57	2:11	3:09:55
60		09:07:08	1182	Thomas, Christopher		USA	USA	8	M35-39	1:00:17	2:30	4:51:52	2:54	3:09:37
61		09:07:32	103	Steffen, Caroline		SWI	SUI	5	WPRO	57:15	1:54	4:50:26	2:41	3:15:17
62		09:07:41	1369	Attamimi, Assad		SIN	AUS	9	M35-39	1:01:26	2:12	5:01:20	2:19	3:00:26
63		09:09:21	1754	Lueddecke, Kai		GER	GER	5	M25-29	1:00:08	6:32	4:38:13	2:18	3:22:12
64		09:09:30	1226	Favre-Felix, Damien		FRA	FRA	10	M35-39	1:05:22	4:02	4:30:13	2:34	3:27:21
65		09:09:34	926	Brunold, Thomas		USA	USA	6	M40-44	1:07:11	5:46	4:46:47	3:20	3:06:32
66		09:09:42	1899	Burton, Matt		AUS	AUS	1	M18-24	1:00:41	2:09	4:50:52	2:45	3:13:16
67		09:09:51	1560	Coppock, Xavier		AUS	AUS	12	M30-34	1:04:09	3:24	4:43:40	3:14	3:15:27
68		09:10:22	1314	Hola, Tim		USA	USA	11	M35-39	54:27	2:24	4:57:43	3:34	3:12:15
69		09:10:26	25	Lieto, Chris		USA	USA	29	MPRO	52:04	2:03	4:18:32	2:50	3:55:00
70		09:10:37	942	Dunstan, Brett		AUS	AUS	7	M40-44	1:06:42	2:44	4:57:14	3:41	3:00:17
71		09:11:29	1581	Dewilde, Michel		BEL	BEL	13	M30-34	1:03:30	2:37	4:58:51	3:21	3:03:12
72		09:11:33	1779	Close, Greg		USA	USA	6	M25-29	1:05:20	3:01	4:54:04	2:27	3:06:43
73		09:11:45	1549	Schroeder, Andreas		GER	GER	14	M30-34	1:01:20	3:08	4:46:48	4:39	3:15:52
74		09:11:47	1588	Schnur, Sean		USA	USA	15	M30-34	1:11:27	2:47	4:53:07	3:13	3:01:16
75		09:11:50	1256	Pfaehler, Mathias		GER	GER	12	M35-39	1:15:08	3:18	4:50:49	3:26	2:59:10
76		09:11:53	1570	Cotter, Ben		CAN	CAN	16	M30-34	59:13	2:22	4:51:38	2:32	3:16:09
77		09:11:56	1502	Richard, Jean-Baptiste		FRA	FRA	17	M30-34	1:02:10	2:30	4:51:54	2:46	3:12:37
78		09:12:16	1518	Harrison, Luke		AUS	AUS	18	M30-34	53:29	3:05	5:01:09	3:03	3:11:32
79		09:12:29	1775	Baxter, Sam		GBR	GBR	7	M25-29	1:06:43	3:26	4:51:09	2:25	3:08:50
80		09:12:43	635	Andersen, Bent		DEN	DEN	1	M45-49	58:16	2:48	4:57:36	4:45	3:09:20
81		09:12:52	1383	Stalder, Sébastien		FRA	FRA	13	M35-39	1:01:19	2:40	4:50:36	2:50	3:15:29
82		09:13:01	1778	Scheall, Brian		USA	USA	8	M25-29	1:04:07	2:54	5:02:37	2:42	3:00:44
83		09:13:05	1762	Eichheimer, Stefan		GER	GER	9	M25-29	1:00:15	2:50	4:51:46	3:53	3:14:23
84		09:13:38	1036	Invernizzi, Bruno		SWI	SUI	8	M40-44	58:58	2:48	5:04:38	2:19	3:04:57
85		09:13:42	16	Vabrousek, Petr		CZE	CZE	30	MPRO	1:00:56	2:46	4:50:07	3:00	3:16:55
86		09:13:43	1598	Bosl, Michael		USA	USA	19	M30-34	1:07:07	3:19	4:51:40	3:58	3:07:40
87		09:13:56	947	Molloy, Matt		IRL	IRL	9	M40-44	55:40	3:27	4:52:28	3:10	3:19:12
88		09:14:07	1826	Beardall, Timothy		AUS	AUS	10	M25-29	1:00:53	2:54	4:40:34	2:03	3:27:46
89		09:14:26	1636	Veenstra, Jacob		NED	NED	20	M30-34	1:02:45	2:59	4:47:37	2:53	3:18:13
90		09:14:35	1653	Vekemans, Glenn		BEL	BEL	21	M30-34	1:07:57	2:35	4:44:04	2:06	3:17:55
91		09:15:00	105	Thuerig, Karin		SWI	SUI	6	WPRO	1:12:19	2:13	4:44:20	2:38	3:13:31
92		09:15:08	46	Potrebitsch, Georg		GER	GER	31	MPRO	53:36	2:02	5:04:23	3:09	3:11:59
93		09:15:17	113	Tajsich, Sonja		GER	GER	7	WPRO	1:06:57	1:58	4:58:55	2:42	3:04:47
94		09:15:32	1251	Cascio, Jamie		SWI	SUI	14	M35-39	1:03:19	3:03	4:54:05	3:05	3:12:02
95		09:16:01	1200	Schuster, Patrick		USA	USA	15	M35-39	1:09:44	2:58	4:43:39	2:50	3:16:51
96		09:16:08	1638	Carter, Brett		AUS	AUS	22	M30-34	53:05	1:45	4:59:32	2:35	3:19:13
97		09:16:22	1642	Sluckis, Rinalds		LVA	LVA	23	M30-34	1:06:05	2:31	4:42:55	2:30	3:22:23
98		09:16:44	30	Csoke, Balazs		SWI	HUN	32	MPRO	51:57	2:06	4:39:48	2:35	3:40:20
99		09:16:47	1589	Mannweiler, Daniel		GER	GER	24	M30-34	1:04:19	2:11	4:57:21	2:42	3:10:15
100		09:17:17	1607	Holderbaum, Chad		USA	USA	25	M30-34	1:00:46	2:21	4:55:01	2:36	3:16:35
101		09:17:20	1968	Bohach, Adam		USA	USA	11	M25-29	1:02:16	2:40	5:02:21	3:39	3:06:25
102		09:17:31	1091	Lewis, Matty		AUS	AUS	10	M40-44	1:11:48	2:12	4:47:32	3:25	3:12:36
103		09:17:48	1630	Creasy, Rob		NZL	NZL	26	M30-34	57:50	3:19	4:59:08	2:47	3:14:46
104		09:17:55	773	Topan, Luiz		BRA	BRA	2	M45-49	53:38	2:08	4:59:08	2:33	3:20:31

OVERALL RESULTS

Place	Bla	Time	Numb	Lname	Fname	Cnt	Rep	Cpl	Category	Swim	Tr1	Bike	Tr2	Run
105		09:17:56	116	Wurtele, Heather		CAN	CAN	8	WPRO	58:43	2:14	4:59:10	2:22	3:15:29
106		09:18:09	1550	Roye, Lionel		FRA	FRA	27	M30-34	1:00:38	1:49	5:00:42	2:16	3:12:46
107		09:18:11	123	Snow, Caitlin		USA	USA	9	WPRO	58:47	2:14	5:20:57	2:24	2:53:51
108		09:18:15	1905	Baldwin, Nick		SEY	SEY	2	M18-24	1:00:14	2:25	4:54:31	2:35	3:18:32
109		09:18:23	1544	Christenson, B.J.		USA	USA	28	M30-34	57:18	2:01	5:13:28	3:14	3:02:24
110		09:18:26	32	Marques, Sergio		POR	POR	33	MPRO	1:04:50	2:07	5:10:46	2:23	2:58:22
111		09:18:34	1591	Ureta, Pablo		SWI	ARG	29	M30-34	58:20	2:05	5:00:01	7:22	3:10:48
112		09:18:36	1809	Cochrane, Simon		NZL	NZL	12	M25-29	1:04:29	2:16	4:59:53	2:48	3:09:12
113		09:18:51	1515	Alvarez Gomez, Ivan		ESP	ESP	30	M30-34	1:02:34	2:57	5:06:20	2:54	3:04:08
114		09:18:53	1389	Ashton, Nathan		AUS	AUS	16	M35-39	1:09:57	3:43	4:43:07	2:37	3:19:31
115		09:19:08	1258	Sahm, Marco		GER	GER	17	M35-39	1:04:26	2:03	4:59:48	3:45	3:09:08
116		09:19:25	1551	Mueller, Bjoern		GER	GER	31	M30-34	1:03:48	3:12	4:53:14	2:36	3:16:37
117		09:19:39	1577	Cornman, Jeremy		USA	USA	32	M30-34	59:12	2:54	5:04:25	3:02	3:10:07
118		09:19:43	1813	Wheeler, Patrick		USA	USA	13	M25-29	1:01:13	4:11	5:05:49	4:23	3:04:09
119		09:19:52	117	Berasategui, Virginia		ESP	ESP	10	WPRO	58:44	2:25	5:03:31	2:23	3:12:50
120		09:19:52	1911	Sander, Elias		GER	GER	3	M18-24	59:36	2:51	4:51:33	2:58	3:22:57
121		09:19:57	1253	Hilton, Rob		USA	USA	18	M35-39	1:10:39	3:40	4:52:59	5:01	3:07:40
122		09:20:04	1786	Muller, Urs		SWI	SUI	14	M25-29	1:00:08	2:52	4:56:08	2:23	3:18:35
123		09:20:11	1602	Trimmel, Andreas		AUT	AUT	33	M30-34	1:06:39	3:20	4:59:12	2:19	3:08:44
124		09:20:23	1528	Dias, Sergio		POR	POR	34	M30-34	1:07:00	2:41	4:54:14	4:44	3:11:46
125		09:20:49	1793	Buckingham, Kyle		GBR	RSA	15	M25-29	1:00:18	2:11	4:56:03	3:36	3:18:42
126		09:21:20	1802	Vanhee, Pieter		BEL	BEL	16	M25-29	58:51	2:02	4:53:48	2:53	3:23:48
127		09:21:24	1331	Bell, Ben		AUS	AUS	19	M35-39	1:02:28	2:29	5:10:46	2:55	3:02:48
128		09:21:50	1525	Carretero, Julian		ESP	ESP	35	M30-34	1:02:23	3:00	5:09:00	2:48	3:04:40
129		09:22:07	114	Morrison, Catriona		GBR	GBR	11	WPRO	1:01:02	2:18	5:01:45	3:47	3:13:18
130		09:22:16	1295	McDevitt, Ed		USA	USA	20	M35-39	1:02:43	2:31	4:52:30	3:24	3:21:11
131		09:22:39	946	Jacobson, Troy		USA	USA	11	M40-44	1:06:49	3:41	4:59:24	3:18	3:09:28
132		09:22:51	1370	Cordovez, Pedro		PAN	PAN	21	M35-39	1:01:16	2:13	4:57:47	2:49	3:18:48
133		09:22:53	1641	Agirresarobe, Aimar		ESP	ESP	36	M30-34	1:01:45	2:45	4:55:07	2:43	3:20:36
134		09:23:18	1606	Chapman, Leigh		AUS	AUS	37	M30-34	56:23	1:55	5:09:15	2:56	3:12:51
135		09:23:38	628	Geoghegan, Mark		USA	USA	3	M45-49	1:09:26	3:33	5:04:33	3:49	3:02:19
136		09:23:46	1506	Santos, Fabiano		BRA	BRA	38	M30-34	57:29	2:53	5:05:00	3:08	3:15:20
137		09:24:16	1202	Viola, Ritch		USA	USA	22	M35-39	56:29	2:11	5:03:49	2:55	3:18:54
138		09:24:16	1007	Atkinson, Jim		USA	USA	12	M40-44	1:00:54	3:29	4:59:05	2:16	3:18:34
139		09:24:18	1787	Bovee, Grant		USA	USA	17	M25-29	1:05:41	3:09	4:49:34	2:44	3:23:12
140		09:24:24	1603	Dhulst, Michael		TWN	BEL	39	M30-34	1:02:56	3:30	5:01:06	2:59	3:13:55
141		09:24:33	1322	Zavala, Hector		MEX	MEX	23	M35-39	1:01:16	2:50	4:57:28	2:48	3:20:13
142		09:24:35	149	Schabort, Jeddie		USA	USA	1	MHCycle	1:00:05	2:39	6:13:52	4:53	2:03:09
143		09:24:59	648	Schloegel, Robert		USA	USA	4	M45-49	1:02:22	2:59	5:05:29	3:28	3:10:44
144		09:25:06	1235	Gimenes, Marco		BRA	BRA	24	M35-39	1:15:07	3:30	4:49:07	4:26	3:12:57
145		09:25:10	1882	Gigou, Pierre-Yves		CAN	FRA	4	M18-24	1:05:23	2:48	4:56:30	2:40	3:17:52
146		09:25:18	1309	Pass, Stuart		AUS	AUS	25	M35-39	1:04:11	3:08	5:01:49	3:14	3:12:57
147		09:25:22	1365	Barker, Peter		AUS	AUS	26	M35-39	59:01	3:05	4:59:23	3:39	3:20:15
148		09:25:31	1618	Costa, Joao Paulo		BRA	BRA	40	M30-34	1:01:17	2:30	5:00:07	3:37	3:18:02
149		09:25:45	1795	Grigoryev, Alexander		RUS	RUS	18	M25-29	55:45	2:47	4:55:45	2:40	3:28:49
150		09:26:01	1402	Blaser, Beat		SWI	SUI	27	M35-39	1:02:55	3:43	4:56:22	3:17	3:19:46
151		09:26:16	945	Philippe, Anthony		FRA	FRA	13	M40-44	1:07:42	3:29	5:03:01	3:08	3:08:58
152		09:26:24	1247	Winkler, Shaun		RSA	RSA	28	M35-39	59:51	2:54	5:00:35	4:12	3:18:54
153		09:26:42	51	Nishiuchi, Hiroyuki		JPN	JPN	34	MPRO	53:52	2:09	5:14:56	2:55	3:12:52
154		09:26:42	1375	Rochon, Mark		USA	USA	29	M35-39	1:00:54	2:13	4:54:37	2:31	3:26:28
155		09:26:51	961	Schmidt, Dirk		GER	GER	14	M40-44	1:04:34	2:16	4:57:04	3:37	3:19:22
156		09:26:53	1240	Alleckson, Aleck		USA	USA	30	M35-39	59:12	3:12	5:04:56	3:09	3:16:26

OVERALL RESULTS

Place	Bla	Time	Numb	Lname	Fname	Cnt	Rep	Cpl	Category	Swim	Tr1	Bike	Tr2	Run
157		09:26:58	1313	Sesboue, Gwenael		FRA	FRA	31	M35-39	1:02:30	2:10	4:55:58	2:45	3:23:37
158		09:27:00	1246	Tanner, Andrew		CAN	CAN	32	M35-39	1:02:10	2:37	5:02:42	2:56	3:16:38
159		09:27:03	1021	Simkanin, Martin		SVK	SVK	15	M40-44	1:01:58	2:41	5:02:25	3:51	3:16:10
160		09:27:11	1276	Forlani, Simone		ITA	ITA	33	M35-39	1:07:13	4:07	4:43:45	2:57	3:29:11
161		09:27:46	1297	Jakobsen, Allan		DEN	DEN	34	M35-39	1:00:58	3:44	4:55:58	3:12	3:23:54
162		09:27:58	978	Hauth, Chris		USA	USA	16	M40-44	55:39	2:50	4:52:37	4:10	3:32:43
163		09:28:15	1695	Armstrong, Hayden		AUS	AUS	41	M30-34	58:12	2:59	5:06:14	3:05	3:17:47
164		09:28:16	1609	Oh, Young Hwan		KOR	KOR	42	M30-34	1:06:16	2:59	5:00:22	3:04	3:11:36
165		09:28:17	1507	Villaume, Cyrille		FRA	FRA	43	M30-34	1:10:06	3:24	4:58:31	4:47	3:11:31
166		09:28:21	118	Deckers, Tine		BEL	BEL	12	WPRO	1:04:53	1:45	5:00:04	2:32	3:19:09
167		09:28:23	1785	Williams, Benjamin		USA	USA	19	M25-29	1:02:30	2:30	5:11:06	3:20	3:08:58
168		09:28:29	1629	Craft, Matthew		AUS	AUS	44	M30-34	58:56	2:39	5:02:05	3:27	3:21:25
169		09:28:34	1901	Duffy, Brian		USA	USA	5	M18-24	56:18	2:00	5:28:34	3:34	2:58:09
170		09:28:40	1197	Ganser, Markus		GER	GER	35	M35-39	1:07:31	3:35	4:35:26	3:21	3:38:48
171		09:28:43	1761	Safrana, Pablo		AUS	AUS	20	M25-29	56:19	2:17	5:11:41	2:20	3:16:09
172		09:28:50	1747	Knoepke, Daniel		GER	GER	21	M25-29	54:37	2:36	5:10:27	3:08	3:18:04
173		09:28:57	1665	Winterroth, Benjamin		USA	USA	45	M30-34	1:00:43	2:50	5:02:05	2:52	3:20:28
174		09:29:01	1765	Gionet, Brad		CAN	CAN	22	M25-29	55:33	3:37	5:12:04	3:57	3:13:52
175		09:29:08	110	Williamson, Kelly		USA	USA	13	WPRO	55:49	2:50	5:24:29	2:29	3:03:33
176		09:29:31	1090	Schubnell, Frank		GER	GER	17	M40-44	1:04:22	3:23	5:02:00	3:29	3:16:19
177		09:29:31	1289	Nikolopoulos, Alexander		GER	GRE	36	M35-39	1:09:54	3:10	4:44:14	4:38	3:27:37
178		09:29:35	1316	Alfaro, Fernando		PAN	PAN	37	M35-39	56:19	2:11	5:16:41	3:07	3:11:20
179		09:29:41	1340	Depret, Rudy		BEL	BEL	38	M35-39	1:04:48	3:28	5:06:10	2:41	3:12:35
180		09:29:52	669	Boyce, Albert		USA	USA	5	M45-49	55:22	2:47	5:05:57	3:24	3:22:24
181		09:30:02	1219	Mercier, Bruno		FRA	FRA	39	M35-39	1:03:15	2:55	4:58:13	3:08	3:22:34
182		09:30:30	1806	Garcia, Derek		USA	USA	23	M25-29	59:27	2:46	4:51:14	2:43	3:34:23
183		09:30:33	1533	Walsh, James		USA	USA	46	M30-34	1:07:12	2:15	5:06:14	2:31	3:12:23
184		09:30:39	885	Hotz, Marcel		SWI	SUI	18	M40-44	1:06:28	4:05	4:59:25	2:58	3:17:44
185		09:30:40	1304	Barnett, Ryan		USA	USA	40	M35-39	59:24	3:13	4:58:13	4:00	3:25:51
186		09:30:50	1554	Eagan, Joseph		USA	USA	47	M30-34	1:02:16	2:22	5:07:09	3:06	3:15:59
187		09:31:12	1332	Beyeler, Nicolas		SWI	SUI	41	M35-39	1:00:23	3:14	4:46:01	2:44	3:38:52
188		09:31:19	700	Schaeren, Daniel		SWI	SUI	6	M45-49	1:07:01	5:41	5:01:15	2:50	3:14:33
189		09:31:21	133	Badmann, Natascha		SWI	SUI	14	WPRO	1:07:04	2:35	5:00:29	4:31	3:16:44
190		09:31:34	1825	With, Damien		FRA	FRA	24	M25-29	1:00:51	2:30	4:50:17	3:14	3:34:44
191		09:31:45	1908	Boivin, Frederic		CAN	CAN	6	M18-24	1:07:46	3:50	4:59:48	4:48	3:15:34
192		09:32:05	1114	Goertz, Beate		GER	GER	1	W40-44	1:09:26	2:35	4:58:41	2:40	3:18:45
193		09:32:08	1364	Unsleber, Markus		GER	GER	42	M35-39	58:57	3:39	5:04:03	3:26	3:22:05



OVERALL RESULTS

Place	Bla	Time	Numb	Lname	Fname	Cnt	Rep	Cpl	Category	Swim	Tr1	Bike	Tr2	Run
194		09:32:15	1753	Woodbury, Scott		USA	USA	25	M25-29	59:53	4:16	5:17:50	3:13	3:07:05
195		09:32:21	1208	Kunze, Alexander		GER	GER	43	M35-39	1:13:23	4:08	5:08:41	2:41	3:03:31
196		09:32:26	1620	Lamoureux, David		USA	USA	48	M30-34	59:25	2:47	5:11:05	5:40	3:13:31
197		09:32:42	1355	Dykyj, Darian		USA	USA	44	M35-39	1:06:20	4:05	4:55:34	7:15	3:19:29
198		09:32:52	965	Junior, Leonidas		BRA	BRA	19	M40-44	1:02:10	4:09	5:06:50	4:10	3:15:35
199		09:33:12	1520	Kimberley, James		GER	GBR	49	M30-34	57:19	2:16	5:02:14	3:07	3:28:17
200		09:33:37	1578	Valencia, Juan		COL	COL	50	M30-34	56:21	2:54	5:11:35	3:47	3:19:01
201		09:33:40	1062	Jarrett, Chad		USA	USA	20	M40-44	1:09:44	4:04	4:59:28	4:02	3:16:24
202		09:33:44	1362	Pomar Roy, Carlos		ESP	ESP	45	M35-39	1:02:36	2:39	5:01:53	3:17	3:23:21
203		09:33:45	1745	Lebrat, David		FRA	FRA	26	M25-29	1:04:17	3:56	5:11:13	4:52	3:09:28
204		09:33:58	1388	Henkel, Justin		USA	USA	46	M35-39	1:18:38	3:02	4:43:02	4:08	3:25:10
205		09:34:06	128	Ellis, Mary Beth		USA	USA	15	WPRO	55:54	2:05	5:19:15	3:05	3:13:48
206		09:34:18	1503	Condon, David		USA	IRL	51	M30-34	1:05:41	4:35	5:01:03	5:08	3:17:53
207		09:34:27	1771	Dörmbach, René		GER	GER	27	M25-29	1:00:11	2:29	5:00:35	3:15	3:27:59
208		09:34:41	1821	Schröter, Hagen		GER	GER	28	M25-29	1:06:40	2:30	5:03:17	4:06	3:18:10
209		09:34:46	1662	Rafael, Lao		ESP	ESP	52	M30-34	1:00:41	5:47	4:54:23	2:51	3:31:06
210		09:34:46	45	Neill, Mike		CAN	CAN	35	MPRO	1:01:05	2:02	5:07:20	3:22	3:20:58
211		09:34:49	1757	Lapinski, Rick		USA	USA	29	M25-29	1:06:55	3:27	4:58:25	2:49	3:23:15
212		09:34:55	1294	Kimpton, Jeremy		AUS	AUS	47	M35-39	1:04:37	3:36	4:52:42	2:27	3:31:35
213		09:35:02	1415	Bruck, Ivan		SVK	SVK	48	M35-39	1:04:16	2:48	5:11:19	3:14	3:13:26
214		09:35:15	1590	Bowe, Scott		USA	USA	53	M30-34	56:16	2:07	5:05:11	2:28	3:29:15
215		09:35:27	1350	Zucco, Adam		USA	USA	49	M35-39	57:34	2:33	4:55:18	5:23	3:34:41
216		09:35:34	1817	Goth, Tom		USA	USA	30	M25-29	1:04:41	2:52	5:03:35	3:03	3:21:26
217		09:35:43	1227	Martin, Owen		IRL	IRL	50	M35-39	1:16:13	3:30	5:08:36	3:31	3:03:55
218		09:35:47	1769	Klotz, Benjamin		GER	GER	31	M25-29	1:04:50	2:33	4:56:32	3:32	3:28:22
219		09:35:54	1519	Corrales, Noe		ESP	ESP	54	M30-34	1:15:25	3:03	4:58:30	3:09	3:15:48
220		09:35:58	1552	Corruta, Mirek		USA	CZE	55	M30-34	59:51	3:11	5:02:05	4:32	3:26:21
221		09:36:11	1262	Kern, Roger		SWI	SUI	51	M35-39	1:11:16	4:18	4:57:11	4:46	3:18:41
222		09:36:18	846	Lewis, Sean		USA	USA	21	M40-44	1:11:47	3:15	4:53:56	3:56	3:23:27
223		09:36:24	1301	Ellingsen, Per Morten		NOR	NOR	52	M35-39	1:10:21	3:15	4:57:34	2:44	3:22:31
224		09:36:31	650	Giren, Luc		FRA	FRA	7	M45-49	1:03:42	3:32	4:55:59	3:23	3:29:57
225		09:36:39	1828	Williams, Brad		USA	USA	32	M25-29	1:04:24	2:49	5:14:51	3:21	3:11:16
226		09:36:44	907	Stoffel, Richard		SWI	SUI	22	M40-44	1:11:39	4:12	4:55:39	5:20	3:19:55
227		09:36:47	1216	Schreven, Thomas		BRA	NED	53	M35-39	1:07:04	3:03	4:59:39	4:08	3:22:54
228		09:36:47	1527	Raymond, Yann		FRA	FRA	56	M30-34	1:02:52	3:05	4:57:35	3:55	3:29:23
229		09:36:50	1649	Esser, Olivier		BEL	BEL	57	M30-34	59:48	2:39	4:57:03	3:22	3:33:59
230		09:36:53	1666	Greenfield, Ben		USA	USA	58	M30-34	1:01:34	3:39	4:58:19	3:54	3:29:29
231		09:37:09	1681	Hufe, Maren		GER	GER	1	W30-34	1:04:25	2:53	5:05:40	2:28	3:21:44
232		09:37:13	1657	Colpaert, Bart		BEL	BEL	59	M30-34	51:35	2:04	5:02:56	2:55	3:37:44
233		09:37:29	901	Johnston, Chad		CAN	CAN	23	M40-44	1:13:50	3:48	4:47:47	3:11	3:28:55
234		09:37:35	716	Bernhard, Romano		AUS	AUS	8	M45-49	1:05:40	4:40	4:56:55	4:34	3:25:49
235		09:37:57	1044	Searle, Jaysen		AUS	AUS	24	M40-44	1:04:45	3:20	4:57:12	3:14	3:29:28
236		09:38:00	921	Heizmann, Marc		SWI	SUI	25	M40-44	1:04:24	3:35	4:52:15	5:48	3:32:00
237		09:38:01	1035	Shypitka, Robert		CAN	CAN	26	M40-44	1:09:42	3:20	5:04:45	2:44	3:17:32
238		09:38:15	1299	Muldoon, Martin		IRL	IRL	54	M35-39	1:06:52	4:40	5:13:41	2:40	3:10:22
239		09:38:24	1344	Hemley, Dale		AUS	AUS	55	M35-39	1:09:29	2:43	5:09:26	2:57	3:13:50
240		09:38:26	1614	Robertsson, Fredrik		SWE	SWE	60	M30-34	1:07:25	2:33	5:08:46	2:45	3:17:00
241		09:38:38	1395	Iott, Scott		USA	USA	56	M35-39	1:05:21	3:00	5:13:26	2:42	3:14:12
242		09:38:45	908	Depoorter, Yves		BEL	BEL	27	M40-44	1:10:06	3:08	5:04:54	4:03	3:16:36
243		09:38:50	1303	Vohmann, Adam		AUS	AUS	57	M35-39	1:01:31	3:34	4:55:17	3:43	3:34:46
244		09:38:56	1250	Wilson, Jared		USA	USA	58	M35-39	1:03:23	3:40	5:08:47	3:47	3:19:22
245		09:39:01	124	Corbin, Linsey		USA	USA	16	WPRO	1:04:50	1:45	5:08:46	2:40	3:21:01

OVERALL RESULTS

Place	Bla	Time	Numb	Lname	Fname	Cnt	Rep	Cpl	Category	Swim	Tr1	Bike	Tr2	Run
246		09:39:04	1626	Corredor	Panadero, David	ESP	ESP	61	M30-34	1:02:35	5:13	5:19:14	4:23	3:07:42
247		09:39:08	586	Boyes,	David	AUS	AUS	9	M45-49	1:07:45	2:26	5:01:55	2:52	3:24:12
248		09:39:29	1223	Cooper,	Vaughn	USA	USA	59	M35-39	57:45	3:35	4:56:11	3:25	3:38:34
249		09:39:33	1039	Duller,	Stefan	AUT	AUT	28	M40-44	1:13:07	4:21	5:09:38	3:14	3:09:15
250		09:39:36	1028	Moreton,	Lee	NZL	NZL	29	M40-44	1:16:32	3:38	4:57:58	7:08	3:14:21
251		09:39:49	1394	Peet,	James	GBR	GBR	60	M35-39	1:06:42	3:52	4:59:14	2:53	3:27:11
252		09:39:51	1773	McNab,	Scott	NZL	NZL	33	M25-29	1:04:27	2:05	4:58:00	2:42	3:32:38
253		09:39:52	1222	Mendum,	Neil	AUS	AUS	61	M35-39	1:05:00	3:06	5:04:15	4:13	3:23:19
254		09:39:52	1080	Stephens,	Reece	AUS	AUS	30	M40-44	1:06:34	3:56	4:50:46	4:09	3:34:29
255		09:39:54	1897	Ebenbichler,	Benedikt	AUT	AUT	7	M18-24	57:59	2:19	5:02:17	3:08	3:34:13
256		09:39:55	1645	Massey,	Charley	USA	USA	62	M30-34	1:09:18	2:36	5:10:21	2:18	3:15:22
257		09:39:58	1292	Shebest,	Bob	USA	USA	62	M35-39	1:10:36	3:08	4:59:25	2:43	3:24:07
258		09:40:04	1831	Torres,	Santi	ESP	ESP	34	M25-29	1:09:34	2:33	5:14:40	5:58	3:07:21
259		09:40:11	1772	Kristensen,	Jens	DEN	DEN	35	M25-29	1:10:33	3:02	4:56:57	3:34	3:26:07
260		09:40:16	847	Flageole,	Marc	CAN	CAN	31	M40-44	1:07:13	3:08	5:02:01	3:17	3:24:38
261		09:40:27	1767	Dimech,	Adam	AUS	AUS	36	M25-29	59:02	2:13	5:02:43	3:33	3:32:59
262		09:40:31	937	Moreira,	Leonardo	BRA	BRA	32	M40-44	1:04:08	4:42	5:17:39	4:47	3:09:16
263		09:40:33	1282	Philippe,	Frederic	FRA	FRA	63	M35-39	1:09:54	4:14	4:52:24	7:52	3:26:11
264		09:40:40	1836	Louys,	Michael	BEL	BEL	37	M25-29	1:07:39	3:28	4:55:30	4:44	3:29:22
265		09:40:42	934	Skinnerlien,	Rune	NOR	NOR	33	M40-44	1:02:18	3:29	5:02:11	4:12	3:28:34
266		09:41:10	1534	Danish,	Michael	USA	USA	63	M30-34	1:05:32	3:24	5:05:42	6:40	3:19:55
267		09:41:15	1352	Archambault,	Pierre-Yves	FRA	FRA	64	M35-39	1:10:37	3:01	4:45:39	2:53	3:39:07
268		09:41:28	1371	Woods,	Jonathon	AUS	NZL	65	M35-39	1:04:15	3:20	5:07:56	2:50	3:23:10
269		09:41:33	1264	Riley,	Todd	USA	USA	66	M35-39	1:00:07	3:38	4:58:59	3:36	3:35:16
270		09:41:39	1655	Schoelen,	Henning	GER	GER	64	M30-34	1:02:44	3:36	5:06:29	2:33	3:26:20
271		09:41:50	1650	Bullen,	Dirk	BEL	BEL	65	M30-34	57:21	2:38	4:42:10	2:43	3:56:59
272		09:41:52	1580	Bradford,	Nathan	GBR	GBR	66	M30-34	1:00:47	2:30	5:10:20	3:11	3:25:07
273		09:41:53	658	Van Aelst,	Rudi	BEL	BEL	10	M45-49	1:09:38	2:56	5:08:42	3:31	3:17:07
274		09:42:03	1255	Hallsten,	Kristian	SWE	SWE	67	M35-39	1:13:47	3:46	4:59:33	2:51	3:22:07
275		09:42:05	1212	Hedges,	Brett	GBR	GBR	68	M35-39	1:07:27	4:27	5:03:02	3:58	3:23:13
276		09:42:08	1800	Vincent,	Adrian	AUS	AUS	38	M25-29	1:07:12	2:41	5:08:26	3:39	3:20:11
277		09:42:18	1756	Anstee,	Steven	AUS	AUS	39	M25-29	1:06:41	3:20	5:05:32	4:06	3:22:41
278		09:42:26	1192	Loos,	Cam	USA	USA	69	M35-39	59:45	3:41	5:03:48	4:59	3:30:15
279		09:42:32	1323	Irion,	Stefan	USA	GER	70	M35-39	1:11:41	2:40	5:01:45	2:32	3:23:56
280		09:42:33	543	Weaver,	Brian	USA	USA	71	M35-39	1:02:01	2:29	4:56:55	3:06	3:38:03
281		09:42:34	1203	Coffen,	Jonathan	USA	USA	72	M35-39	1:06:55	3:06	5:18:18	2:58	3:11:18
282		09:42:38	440	Mergler,	John	AUS	AUS	1	M50-54	1:11:49	3:49	5:01:14	4:08	3:21:40
283		09:42:41	1791	Calahorra	Barrutia, Mikel	ESP	ESP	40	M25-29	1:00:06	2:44	5:00:34	3:36	3:35:42
284		09:42:47	975	Hon,	Chad	USA	USA	34	M40-44	1:03:56	3:45	5:01:19	2:38	3:31:11
285		09:42:50	920	Leon,	Pedro	ARG	ARG	35	M40-44	1:10:08	4:35	5:03:25	5:01	3:19:44
286		09:42:53	969	Schulz,	Hans-Peter	GER	GER	36	M40-44	1:04:51	3:10	5:03:42	2:36	3:28:37
287		09:43:12	644	Canham,	Roger	GBR	GBR	11	M45-49	1:10:50	2:53	5:08:11	4:06	3:17:15
288		09:43:22	1523	Johnson,	Simon	AUS	AUS	67	M30-34	1:06:53	3:40	5:01:44	2:50	3:28:17
289		09:43:25	126	Warriner,	Samantha	NZL	NZL	17	WPRO	58:44	2:08	5:04:10	6:46	3:31:38
290		09:43:27	855	Borchardt,	Jens	GER	GER	37	M40-44	1:01:23	2:43	5:08:07	3:50	3:27:27
291		09:43:28	685	Tundo,	Tonino	SWI	SUI	12	M45-49	1:08:04	5:28	5:15:01	3:27	3:11:31
292		09:43:33	954	Sauer,	Uwe	GER	GER	38	M40-44	56:27	3:37	5:00:26	4:18	3:38:48
293		09:43:47	1069	Golliard,	Christophe	SWI	SUI	39	M40-44	1:07:15	3:26	5:09:23	3:32	3:20:14
294		09:44:02	865	Constans,	Arnaud	FRA	FRA	40	M40-44	1:09:27	5:30	5:03:29	3:28	3:22:09
295		09:44:11	914	Fieldhack,	Jeff	USA	USA	41	M40-44	1:04:12	3:10	5:06:40	2:49	3:27:22
296		09:44:17	1267	Huyberechts,	Nico	BEL	BEL	73	M35-39	1:12:12	3:33	5:06:29	3:17	3:18:48
297		09:44:19	468	Blue,	Michael	USA	USA	2	M50-54	1:16:59	3:31	4:51:37	4:04	3:28:10

OVERALL RESULTS

Place	Bla	Time	Numb	Lname	Fname	Cnt	Rep	Cpl	Category	Swim	Tr1	Bike	Tr2	Run
298		09:44:27	1587	Schubnell, Andre		GER	GER	68	M30-34	1:09:53	3:19	5:16:07	2:50	3:12:19
299		09:44:43	1526	O Gorman, Ivan		IRL	IRL	69	M30-34	1:22:25	2:51	5:08:56	2:46	3:07:46
300		09:44:47	1184	Stueve, Randy		USA	USA	74	M35-39	1:09:44	3:43	5:09:59	3:12	3:18:12
301		09:45:10	1833	Peris, Antoni		ESP	ESP	41	M25-29	59:25	4:32	5:01:19	3:43	3:36:13
302		09:45:24	1413	Harrington, James		USA	USA	75	M35-39	1:07:27	3:39	5:10:42	2:39	3:20:59
303		09:45:31	1224	Seigmann, Roman		AUT	AUT	76	M35-39	1:00:47	3:08	5:19:37	2:50	3:19:10
304		09:45:35	1677	Pekerman, Nina		ISR	ISR	2	W30-34	59:05	2:34	5:20:26	2:59	3:20:33
305		09:45:40	1529	Tribendis, Ron		USA	USA	70	M30-34	59:55	2:15	5:03:49	3:57	3:35:45
306		09:45:44	1293	Gaskin, Deano		NZL	NZL	77	M35-39	1:06:24	4:09	5:10:31	4:38	3:20:03
307		09:45:57	1530	Maliszewski III, Thomas		USA	USA	71	M30-34	1:09:43	4:12	5:09:21	3:52	3:18:52
308		09:45:59	1245	Mueller, Robinson		SWI	SUI	78	M35-39	1:02:02	2:55	5:07:37	3:40	3:29:48
309		09:46:02	1648	Codinach, Alberto		ESP	ESP	72	M30-34	1:02:33	2:25	5:03:54	2:51	3:34:21
310		09:46:05	1837	Snyder, D.J.		USA	USA	42	M25-29	1:02:41	2:52	5:22:16	2:54	3:15:25
311		09:46:14	524	Nugent, Terry		USA	USA	3	M50-54	1:05:45	4:00	5:01:39	3:56	3:30:56
312		09:46:31	873	Pinket, Philip		BEL	BEL	42	M40-44	1:02:18	3:58	5:17:09	2:41	3:20:26
313		09:46:43	1768	Dushac, Lucas		USA	USA	43	M25-29	1:00:52	3:25	5:02:59	3:19	3:36:11
314		09:46:45	1759	Sanchez, Mauricio		MEX	MEX	44	M25-29	1:12:28	3:56	5:10:56	4:05	3:15:22
315		09:46:57	688	Huss, Erwin		AUT	AUT	13	M45-49	1:05:22	3:40	5:01:37	4:13	3:32:07
316		09:47:05	1390	Zrnic, Dalibor		SWI	SUI	79	M35-39	1:10:50	3:26	4:59:47	3:43	3:29:21
317		09:47:09	1611	Barfoot, Matt		CAN	CAN	73	M30-34	1:04:42	3:02	4:59:01	2:58	3:37:28
318		09:47:13	736	Pietrofesa, Mark		USA	USA	14	M45-49	57:36	3:39	5:08:38	3:47	3:33:35
319		09:47:15	1204	Chaney, C. Scott		USA	USA	80	M35-39	59:10	2:16	5:27:58	1:54	3:15:58
320		09:47:16	1349	Capdevila, Joan		ESP	ESP	81	M35-39	1:04:32	2:34	5:04:47	3:31	3:31:54
321		09:47:26	1561	Wachtendonk, Michael		GER	GER	74	M30-34	1:06:06	3:13	5:05:26	3:22	3:29:21
322		09:47:30	774	Bonsell, Shawn		USA	USA	15	M45-49	56:16	3:31	5:06:21	3:37	3:37:46
323		09:47:35	1048	Gotszler, Mike		USA	USA	43	M40-44	1:07:05	3:12	5:06:48	4:00	3:26:33
324		09:47:36	763	Veldhuis, Bert		NED	NED	16	M45-49	1:12:23	3:09	4:59:40	3:09	3:29:16
325		09:47:43	842	Capune, William		USA	USA	44	M40-44	1:06:34	5:18	5:10:22	2:57	3:22:34
326		09:47:53	626	Ciarrocchi, Mauro		ITA	ITA	17	M45-49	1:03:22	6:16	5:04:13	3:27	3:30:37
327		09:48:00	1047	Kovac, Tomaz		SLO	SLO	45	M40-44	1:06:56	2:53	5:21:36	4:12	3:12:24
328		09:48:08	1326	Hunt, Lee		USA	USA	82	M35-39	1:14:56	4:17	5:08:23	4:38	3:15:56
329		09:48:19	1020	Breffle, Barry		USA	USA	46	M40-44	1:04:28	3:05	5:03:27	2:15	3:35:06
330		09:48:37	1004	Sink, Tomaz		SLO	SLO	47	M40-44	1:00:59	3:19	5:12:37	3:57	3:27:47
331		09:48:43	867	Auger, Emmanuel		FRA	FRA	48	M40-44	1:06:36	4:18	5:13:49	2:31	3:21:30
332		09:48:47	1189	Morgenfeld, Todd		USA	USA	83	M35-39	1:08:44	4:03	5:21:36	3:28	3:10:59
333		09:48:53	472	Jones, Eben		USA	USA	4	M50-54	57:55	2:53	5:02:43	4:40	3:40:43
334		09:48:58	608	Jones, David		USA	USA	18	M45-49	1:09:56	4:20	5:06:42	3:40	3:24:22
335		09:49:03	877	Shilt, Jeff		USA	USA	49	M40-44	1:09:53	2:14	5:08:07	2:43	3:26:08
336		09:49:06	1558	Nuttman, Jason		AUS	AUS	75	M30-34	1:01:40	4:11	5:08:22	4:17	3:30:37
337		09:49:11	1567	Lobato, Cesar		ARG	ARG	76	M30-34	1:24:10	2:49	5:00:40	3:10	3:18:24
338		09:49:25	1348	Prouzet, Ludo		FRA	FRA	84	M35-39	1:14:28	4:00	5:03:52	3:59	3:23:08
339		09:49:27	1750	Yamamoto, Shinji		JPN	JPN	45	M25-29	1:06:45	3:55	5:26:27	3:15	3:09:08
340		09:49:37	1403	Rodriguez Lopez, Pablo		ESP	ESP	85	M35-39	1:02:22	4:07	5:15:24	3:11	3:24:34
341		09:49:40	1334	Lopez Ramirez, Federico		MEX	MEX	86	M35-39	1:10:47	2:02	5:10:04	10:41	3:16:08
342		09:49:54	1366	Roberts, Steve		AUS	AUS	87	M35-39	1:01:18	3:15	5:01:15	3:41	3:40:27
343		09:49:56	860	Burger, David		USA	USA	50	M40-44	1:13:40	3:32	5:08:38	3:17	3:20:50
344		09:50:10	1081	Tellez, Miguel		ESP	ESP	51	M40-44	59:14	2:59	5:09:51	4:11	3:33:57
345		09:50:11	125	Stevens, Amanda		USA	USA	18	WPRO	51:54	2:21	5:20:16	2:55	3:32:47
346		09:50:27	851	Lemery, Christophe		FRA	FRA	52	M40-44	1:15:00	4:37	5:12:23	2:51	3:15:37
347		09:50:32	495	Evans, David		USA	USA	5	M50-54	1:05:43	3:53	4:58:20	4:19	3:38:19
348		09:50:41	837	Schweighofer, Georg		AUT	AUT	53	M40-44	1:16:55	3:11	4:57:58	3:16	3:29:23
349		09:50:56	1543	Bullock, Bradley		AUS	AUS	77	M30-34	57:57	2:43	4:56:03	2:45	3:51:30

OVERALL RESULTS

Place	Bla	Time	Numb	Lname	Fname	Cnt	Rep	Cpl	Category	Swim	Tr1	Bike	Tr2	Run
350		09:51:04	610	Tanaka, Takeshi		JPN	JPN	19	M45-49	1:06:21	3:22	5:33:47	2:54	3:04:41
351		09:51:07	1669	Wicks, Hilary		NZL	NZL	3	W30-34	1:03:13	3:38	5:10:50	4:22	3:29:06
352		09:51:17	1716	Piampiano, Sarah		USA	USA	4	W30-34	1:06:15	3:07	5:11:39	2:59	3:27:18
353		09:51:26	1458	Croft, Sheila		USA	CAN	1	W35-39	1:11:56	3:40	5:26:42	2:45	3:06:25
354		09:51:28	1888	Kassif, Matan		ISR	ISR	8	M18-24	1:10:37	2:58	5:18:33	2:33	3:16:49
355		09:51:37	614	Hoerandner, Guenter		AUT	AUT	20	M45-49	1:07:12	2:35	5:04:22	3:12	3:34:17
356		09:51:38	1238	Smith, Nathan		USA	USA	88	M35-39	1:03:18	3:03	5:14:07	3:18	3:27:55
357		09:51:41	1178	Davis, Susanne		USA	USA	2	W40-44	1:00:32	3:01	5:27:42	3:13	3:17:16
358		09:51:49	1270	Breadsell, Peter		AUS	AUS	89	M35-39	1:22:58	4:10	4:52:04	2:51	3:29:48
359		09:51:54	1816	Hanson, Matthew		USA	USA	46	M25-29	1:10:39	4:49	5:17:07	2:53	3:16:28
360		09:51:56	1087	Yapp, Peter		AUS	AUS	54	M40-44	1:02:08	5:52	5:12:17	5:13	3:26:28
361		09:51:56	1376	Verk, Philip		CAN	CAN	90	M35-39	1:09:50	2:05	5:01:21	3:11	3:35:31
362		09:52:02	941	Sandquist, Jason		CAN	CAN	55	M40-44	1:02:09	3:23	5:06:24	3:47	3:36:21
363		09:52:05	1277	Fischer, Gert		GER	GER	91	M35-39	1:10:14	3:42	5:29:45	2:33	3:05:52
364		09:52:08	705	Sublett, Brett		USA	USA	21	M45-49	1:01:57	4:11	5:20:24	3:48	3:21:50
365		09:52:11	1891	Wagner, Anders		DEN	DEN	9	M18-24	1:18:42	2:59	5:17:14	3:08	3:10:09
366		09:52:14	1206	Vanderbeke, Koen		BEL	BEL	92	M35-39	1:02:37	2:35	5:11:50	2:47	3:32:27
367		09:52:21	1286	McCran, Patrick		USA	USA	93	M35-39	1:06:53	2:30	5:01:22	5:08	3:36:29
368		09:52:30	1746	Silva, Samuel		BRA	BRA	47	M25-29	1:06:24	2:27	5:26:46	3:23	3:13:32
369		09:52:33	994	Dyer, Ashley		HKG	GBR	56	M40-44	1:01:01	3:24	5:15:55	3:25	3:28:50
370		09:52:36	830	Doi, Keish		USA	USA	57	M40-44	1:10:33	3:22	5:12:41	2:48	3:23:13
371		09:52:37	765	Ziemann, Markus		GER	GER	22	M45-49	1:10:12	3:28	5:13:48	2:50	3:22:20
372		09:52:38	1079	Brikovskis, Atis		LVA	LVA	58	M40-44	58:01	2:13	5:01:14	2:48	3:48:23
373		09:52:41	1033	Briquez, Stéphane		FRA	FRA	59	M40-44	1:10:52	3:08	4:54:46	7:42	3:36:14
374		09:52:46	1266	Sovierzoski, Eduardo		BRA	BRA	94	M35-39	1:06:25	3:06	5:21:09	5:00	3:17:09
375		09:52:54	1548	Beckwith, Mark		USA	USA	78	M30-34	1:07:32	3:29	5:13:39	3:11	3:25:05
376		09:52:55	1628	Mills, Brandon		USA	USA	79	M30-34	1:19:28	3:29	5:13:10	2:33	3:14:17
377		09:52:56	1342	Edwards, Tim		AUS	AUS	95	M35-39	1:04:35	3:18	4:49:29	2:27	3:53:09
378		09:53:01	1261	Roeser, Matthias		GER	GER	96	M35-39	1:16:58	3:44	5:08:41	2:56	3:20:44
379		09:53:12	729	Panter, Jörg		GER	GER	23	M45-49	1:15:32	3:52	5:16:38	3:58	3:13:14
380		09:53:14	643	Kawashima, Ryuichi		JPN	JPN	24	M45-49	1:06:54	3:29	5:17:33	3:26	3:21:54
381		09:53:16	1396	Mushen, Jeremiah		USA	USA	97	M35-39	59:09	2:18	5:29:29	3:48	3:18:33
382		09:53:18	1341	Marinovich, John		USA	USA	98	M35-39	57:20	2:49	5:00:44	2:59	3:49:28
383		09:53:23	1613	Picard, Raynard		MEX	MEX	80	M30-34	1:12:03	2:21	5:13:54	3:36	3:21:31
384		09:53:26	854	Zofrea, Vince		AUS	AUS	60	M40-44	1:05:04	2:50	5:12:10	2:52	3:30:32
385		09:53:29	1805	Rule, Anthony		AUS	AUS	48	M25-29	1:04:22	2:59	5:06:18	3:09	3:36:43
386		09:53:31	1074	Evet, Francis		NZL	NZL	61	M40-44	1:04:15	3:35	5:21:56	4:57	3:18:48
387		09:53:33	1231	Perschneck, Sven		GER	GER	99	M35-39	1:03:55	2:41	5:12:18	3:16	3:31:24
388		09:53:33	1068	Sikkema, Harry		NED	NED	62	M40-44	1:02:03	3:11	5:06:45	3:33	3:38:02
389		09:53:40	1524	Miller, Brett		USA	USA	81	M30-34	1:17:04	3:55	5:07:20	4:10	3:21:14
390		09:53:48	891	Seymour, Kimo		USA	USA	63	M40-44	1:10:58	2:44	4:57:28	2:50	3:39:50
391		09:53:51	1801	Plaisance, Mathieu		CAN	CAN	49	M25-29	1:03:12	4:18	5:15:57	3:59	3:26:26
392		09:53:54	1401	Yates, Brenton		AUS	AUS	100	M35-39	58:49	2:37	5:09:28	3:08	3:39:55
393		09:54:03	1230	Wormald, Robert		IRL	IRL	101	M35-39	1:13:16	3:59	5:11:35	3:10	3:22:05
394		09:54:05	1600	Hofmann, Thomas		GER	GER	82	M30-34	1:14:17	2:57	5:10:54	2:38	3:23:20
395		09:54:06	1408	Scull, Ben		AUS	AUS	102	M35-39	1:12:04	2:13	5:09:03	2:43	3:28:04
396		09:54:08	848	Hebe, Mike		USA	USA	64	M40-44	1:10:47	3:54	4:58:39	5:54	3:34:56
397		09:54:08	881	Blanco, Richard		USA	USA	65	M40-44	1:07:35	3:25	4:59:27	3:12	3:40:31
398		09:54:09	1505	Rolet, Barthelemy		CAN	FRA	83	M30-34	1:12:11	2:38	5:00:23	3:27	3:35:31
399		09:54:21	1531	Eriksen, Morten		DEN	DEN	84	M30-34	1:01:38	2:23	4:56:47	3:20	3:50:16
400		09:54:25	1661	Mauro, Peter		AUS	AUS	85	M30-34	57:07	2:06	5:16:09	2:55	3:36:10

OVERALL RESULTS

Place	Bla	Time	Numb	Lname	Fname	Cnt	Rep	Cpl	Category	Swim	Tr1	Bike	Tr2	Run
401		09:54:25	1000	Wiley, Todd		USA	USA	66	M40-44	1:03:07	3:41	5:20:37	3:01	3:24:02
402		09:54:28	1615	Garcia, Rafael		BRA	BRA	86	M30-34	1:10:02	3:51	5:16:40	2:57	3:20:59
403		09:54:29	1271	Little, Adrian		AUS	AUS	103	M35-39	1:10:17	4:14	5:05:44	3:58	3:30:18
404		09:54:31	1540	Pletschette, Carlo		LUX	LUX	87	M30-34	1:03:45	3:32	5:03:59	6:01	3:37:16
405		09:54:33	884	Hanna, Mike		GER	GER	67	M40-44	1:14:48	3:26	5:15:53	3:36	3:16:51
406		09:54:34	438	Lewis, Barry		USA	USA	6	M50-54	1:16:08	3:20	5:07:47	3:56	3:23:24
407		09:54:43	1378	Depuiset, Vincent		FRA	FRA	104	M35-39	1:15:21	4:33	5:05:36	3:14	3:26:01
408		09:55:03	1658	Neto, Brasilio		BRA	BRA	88	M30-34	57:28	3:52	5:16:49	3:53	3:33:03
409		09:55:07	1380	Walder, Michael		USA	POL	105	M35-39	1:11:09	2:49	5:25:15	3:27	3:12:29
410		09:55:12	998	Richdale, Scott		NZL	NZL	68	M40-44	1:07:36	4:01	4:58:23	4:36	3:40:37
411		09:55:17	1498	Ramirez, Enrique		MEX	MEX	89	M30-34	1:02:06	3:23	5:17:36	3:41	3:28:34
412		09:55:26	697	Baxter, Graham		GBR	GBR	25	M45-49	1:06:21	3:49	4:56:10	5:33	3:43:35
413		09:55:27	1517	Herráiz Adillo, Angel		ESP	ESP	90	M30-34	1:13:45	3:38	5:14:26	5:46	3:17:54
414		09:55:27	1838	D'Ambrosia, Christopher		HKG	HKG	50	M25-29	56:23	4:58	5:10:05	7:05	3:36:58
415		09:55:29	1209	Bush, Kenneth		USA	USA	106	M35-39	1:04:56	2:47	5:15:04	3:12	3:29:32
416		09:55:35	1186	Pfeifer, Jeff		USA	USA	107	M35-39	1:02:26	3:27	5:10:51	3:05	3:35:47
417		09:55:41	480	MacLeod, Bill		USA	USA	7	M50-54	1:08:43	2:42	5:05:51	2:37	3:35:51
418		09:55:44	1895	Jastrebsky, Brian		USA	USA	10	M18-24	1:11:03	2:51	5:19:48	2:57	3:19:07
419		09:55:46	1913	Frohli, Reto		SWI	SUI	11	M18-24	1:08:54	3:49	5:10:24	2:29	3:30:12
420		09:55:51	1851	Esefeld, Katrin		GER	GER	1	W25-29	1:07:02	2:23	5:21:52	2:37	3:21:59
421		09:55:57	1072	Kirch, Michael		BEL	BEL	69	M40-44	1:15:16	4:03	5:23:42	3:05	3:09:53
422		09:56:04	909	Melowski, Dennis		USA	USA	70	M40-44	1:03:48	4:00	4:57:36	5:05	3:45:36
423		09:56:11	1573	Sousa, Rafael		BRA	BRA	91	M30-34	53:28	2:53	5:06:04	4:33	3:49:14
424		09:56:15	996	Dils, John		USA	USA	71	M40-44	1:01:54	3:25	5:01:18	3:09	3:46:30
425		09:56:20	590	Breuer, Rainer		GER	GER	26	M45-49	1:22:11	3:07	4:56:51	3:28	3:30:45
426		09:56:30	964	Stauble, Beat		SWI	SUI	72	M40-44	1:09:10	5:00	5:14:04	3:57	3:24:21
427		09:56:40	1672	Sloan, Jennifer		USA	USA	5	W30-34	1:06:04	2:51	5:19:30	3:29	3:24:47
428		09:56:58	1010	Stromberg, James		USA	USA	73	M40-44	1:05:35	4:38	5:05:59	3:39	3:37:09
429		09:57:09	1082	Gowland, Elliot		GBR	GBR	74	M40-44	1:10:50	2:53	5:06:27	4:55	3:32:05



OVERALL RESULTS

Place	Bla	Time	Numb	Lname	Fname	Cnt	Rep	Cpl	Category	Swim	Tr1	Bike	Tr2	Run
430		09:57:18	1387	Haslam, Travis		AUS	AUS	108	M35-39	1:12:49	5:51	5:28:00	4:34	3:06:05
431		09:57:22	1419	Rudolf, Michaela		AUT	AUT	2	W35-39	1:11:23	3:23	5:07:31	2:55	3:32:12
432		09:57:24	1412	Vermeiren, Kris		BEL	BEL	109	M35-39	1:08:55	2:49	5:02:49	3:28	3:39:25
433		09:57:24	1535	Martin Egea, Ramon		ESP	ESP	92	M30-34	1:14:57	4:49	5:13:53	2:51	3:20:56
434		09:57:26	1810	Schaaf, Constantin		GER	GER	51	M25-29	1:18:38	2:34	5:23:15	4:04	3:08:58
435		09:57:28	762	Henriksson, Per		SWE	SWE	27	M45-49	1:05:38	4:09	5:05:14	3:03	3:39:25
436		09:57:51	1009	Kaminski, Brian		USA	USA	75	M40-44	56:59	3:55	5:17:42	5:04	3:34:13
437		09:58:02	852	Omur, Oguz		CAN	TUR	76	M40-44	1:02:11	3:26	5:09:11	2:52	3:40:22
438		09:58:07	982	Silkjaer, Niels-Otto		DEN	DEN	77	M40-44	1:08:43	3:41	4:51:28	3:57	3:50:21
439		09:58:13	1018	Preston, Jared		USA	NZL	78	M40-44	1:10:51	3:23	4:54:52	3:24	3:45:45
440		09:58:18	916	Bos, Eric		ESP	ESP	79	M40-44	1:01:15	3:41	4:58:18	4:40	3:50:25
441		09:58:25	1815	Nocera, M. Chris		USA	USA	52	M25-29	1:03:53	2:40	5:05:30	2:53	3:43:31
442		09:58:35	1360	Coady, Kevin		USA	USA	110	M35-39	1:08:50	3:43	5:24:23	3:39	3:18:02
443		09:58:37	928	Fuss, Torsten		GER	GER	80	M40-44	1:09:54	4:48	4:51:01	4:17	3:48:39
444		09:58:40	735	Sheehan, Greg		USA	USA	28	M45-49	1:15:42	3:44	5:12:09	3:11	3:23:57
445		09:58:45	1291	Cordeiro, Carlos		BRA	BRA	111	M35-39	1:02:44	5:24	5:19:20	4:34	3:26:45
446		09:58:49	466	Buehlow, Peter		CAN	CAN	8	M50-54	1:14:35	4:46	5:01:10	3:14	3:35:06
447		09:58:56	929	Schuster, Hugues		FRA	FRA	81	M40-44	1:04:11	4:07	5:04:09	5:11	3:41:19
448		09:58:56	1919	Solanas, Yoann		FRA	FRA	12	M18-24	1:06:54	3:44	4:58:59	3:30	3:45:51
449		09:58:56	1780	Marvin, Gerry		USA	USA	53	M25-29	1:00:51	2:38	4:58:22	2:44	3:54:23
450		09:58:58	859	Lang, Alexander		GER	GER	82	M40-44	1:06:38	2:28	5:20:10	4:11	3:25:32
451		09:59:01	1220	O Flaherty, Andrew		RSA	RSA	112	M35-39	52:55	2:13	5:01:35	3:04	3:59:15
452		09:59:08	931	Hallsten, Fredrik		SWE	SWE	83	M40-44	1:16:29	2:08	5:24:22	1:49	3:14:21
453		09:59:13	755	Decock, Jan		BEL	BEL	29	M45-49	1:00:46	3:17	5:10:09	3:01	3:42:02
454		09:59:27	1207	Paul, Carlo		GBR	GBR	113	M35-39	1:08:27	4:56	5:22:16	2:39	3:21:10
455		09:59:34	936	Sosa, Arthur		USA	USA	84	M40-44	1:10:44	3:40	5:18:13	4:02	3:22:57
456		09:59:35	1748	Killian, Robert		USA	USA	54	M25-29	1:14:14	4:05	5:09:05	3:30	3:28:43
457		09:59:39	1399	Duran, Gaston		ARG	ARG	114	M35-39	1:08:20	4:47	5:02:29	3:39	3:40:26
458		09:59:43	985	Spies, Stefan		GER	GER	85	M40-44	1:11:15	5:31	4:52:12	7:29	3:43:17
459		09:59:48	1214	Svans, Erik		USA	USA	115	M35-39	1:03:38	3:50	5:07:20	3:25	3:41:36
460		09:59:50	1054	Grädler, Uwe		GER	GER	86	M40-44	1:09:40	3:02	5:17:15	2:49	3:27:07
461		09:59:57	913	Lang, Tim		AUS	AUS	87	M40-44	59:41	2:34	5:06:20	2:57	3:48:26
462		10:00:00	904	Burdett, Jim		GBR	GBR	88	M40-44	1:18:35	5:13	5:14:13	3:36	3:18:26
463		10:00:01	1555	Thompson, Shane		AUS	AUS	93	M30-34	1:04:56	2:53	5:15:17	2:26	3:34:31
464		10:00:03	1696	Brown, Brooke		CAN	CAN	6	W30-34	1:10:07	2:10	5:12:28	2:36	3:32:45
465		10:00:08	840	Noll, Michael		GER	GER	89	M40-44	1:07:37	4:32	5:01:58	3:36	3:42:26
466		10:00:09	1824	Severin, John Paul		USA	USA	55	M25-29	59:57	2:07	5:03:23	3:55	3:50:48
467		10:00:11	1300	Withycombe, Todde		USA	USA	116	M35-39	1:02:24	4:48	5:25:00	5:23	3:22:38
468		10:00:15	675	Remartinez, Santiago		ESP	ESP	30	M45-49	1:04:45	3:56	5:04:32	7:14	3:39:49
469		10:00:17	1063	Lopez, Gustavo		ARG	ARG	90	M40-44	1:14:52	4:07	5:12:14	4:03	3:25:03
470		10:00:27	696	Burke, Shawn		USA	USA	31	M45-49	1:05:47	4:41	5:15:12	5:27	3:29:22
471		10:00:50	769	Kallfelz, Andrew		USA	USA	32	M45-49	1:05:38	4:54	5:08:36	4:42	3:37:03
472		10:00:56	1346	Sakurai, Ryuta		JPN	JPN	117	M35-39	1:11:01	4:28	5:29:47	3:11	3:12:32
473		10:01:06	1143	McCarty, Erin		USA	USA	3	W40-44	57:32	3:15	5:20:02	5:22	3:34:56
474		10:01:39	1933	Vertiz, Tatiana		USA	MEX	1	W18-24	1:05:16	2:43	5:27:27	4:07	3:22:09
475		10:01:49	1542	Miranda, Rodrigo		BRA	BRA	94	M30-34	1:12:13	5:07	5:33:20	3:54	3:07:17
476		10:01:57	1257	Stutzer, Tim		GER	GER	118	M35-39	1:04:52	3:52	4:49:34	4:10	3:59:31
477		10:02:03	458	Maves, Steve		USA	USA	9	M50-54	1:16:28	4:13	5:12:15	3:04	3:26:05
478		10:02:23	437	Chalencou, Dominique		FRA	FRA	10	M50-54	1:06:32	3:00	4:49:26	4:56	3:58:30
479		10:02:33	132	Lawn, Joanna		NZL	NZL	19	WPRO	1:01:06	2:47	5:20:13	2:25	3:36:04
480		10:02:45	1521	McNeese, Griffin		USA	USA	95	M30-34	52:58	3:13	5:17:34	5:58	3:43:03
481		10:02:45	1085	Capobianco, Jeffrey		USA	USA	91	M40-44	1:22:25	3:45	5:14:56	3:38	3:18:04

OVERALL RESULTS

Place	Bla	Time	Numb	Lname	Fname	Cnt	Rep	Cpl	Category	Swim	Tr1	Bike	Tr2	Run
482		10:02:48	1647	Johnson, Eric		USA	USA	96	M30-34	1:14:12	4:48	5:23:19	3:12	3:17:18
483		10:03:01	578	Ford, Mark		USA	USA	33	M45-49	1:04:35	4:18	5:15:42	4:12	3:34:17
484		10:03:05	845	Stemplinger, Martin		GER	GER	92	M40-44	1:19:30	6:36	5:23:06	6:30	3:07:25
485		10:03:11	987	Hori, Nao		NZL	JPN	93	M40-44	1:02:14	3:15	5:14:27	3:55	3:39:23
486		10:03:43	325	Taylor, Gregory		USA	USA	1	M55-59	1:07:00	3:42	5:19:36	3:37	3:29:50
487		10:03:49	1893	Hepworth, Ryan		GBR	GBR	13	M18-24	1:02:40	4:36	5:12:44	4:30	3:39:21
488		10:03:52	663	Charbeneau, Greg		USA	USA	34	M45-49	1:00:38	3:02	5:17:15	3:07	3:39:52
489		10:04:02	505	Morreau, Philip		NZL	NZL	11	M50-54	1:01:06	3:35	5:04:01	3:28	3:51:53
490		10:04:03	690	Martin, Oliver		USA	USA	35	M45-49	1:12:47	3:18	5:08:12	2:47	3:37:01
491		10:04:10	1760	Wolf, Joshua		USA	USA	56	M25-29	1:06:48	3:54	5:06:51	3:04	3:43:36
492		10:04:15	1160	Patt, Sandra		SWI	SUI	4	W40-44	1:07:56	3:14	5:28:38	3:10	3:21:20
493		10:04:15	106	Stewart, Tyler		USA	USA	20	WPRO	1:06:55	2:38	5:24:17	3:11	3:27:16
494		10:04:39	1706	Walsh, Beth		USA	USA	7	W30-34	1:04:18	2:31	5:21:46	6:42	3:29:24
495		10:04:39	1373	Petersmann, Christian		MCO	GER	119	M35-39	1:17:34	4:37	5:11:19	3:12	3:28:00
496		10:04:58	749	Eriksen, Jens		DEN	DEN	36	M45-49	1:19:09	3:43	5:16:43	3:01	3:22:25
497		10:05:00	1320	Rose, Matthew		USA	USA	120	M35-39	54:33	3:21	5:05:47	4:34	3:56:47
498		10:05:00	1067	Puetz, Thorsten		GER	GER	94	M40-44	1:15:49	4:52	5:10:18	4:56	3:29:07
499		10:05:04	1393	Neubeck, Lukas		GER	GER	121	M35-39	1:09:49	4:01	5:04:52	3:11	3:43:13
500		10:05:09	652	Koschier, Marco		RUS	RUS	37	M45-49	1:07:26	4:41	5:18:29	4:06	3:30:30
501		10:05:14	513	Welch, Kyle		USA	USA	12	M50-54	1:00:35	3:00	5:15:00	3:54	3:42:47
502		10:05:27	992	Cormann, Bernd		BEL	BEL	95	M40-44	1:02:42	3:14	5:15:15	4:24	3:39:54
503		10:05:30	948	Bernaschi, Edoardo		ITA	ITA	96	M40-44	1:03:15	3:22	5:10:20	3:44	3:44:52
504		10:05:41	1032	Erat, Pablo		SWI	FIN	97	M40-44	58:00	3:14	4:52:21	3:00	4:09:07
505		10:05:45	656	White, Paul		CAN	CAN	38	M45-49	1:19:11	2:49	5:05:20	2:30	3:35:57
506		10:05:58	595	Sweet, Richard		USA	USA	39	M45-49	1:04:47	3:52	5:16:43	3:22	3:37:16
507		10:06:14	1715	Manning, Hailey		USA	USA	8	W30-34	1:05:21	2:49	5:21:48	3:03	3:33:15
508		10:06:17	1024	Baillet, Olivier		SIN	FRA	98	M40-44	1:01:13	3:29	5:13:43	3:36	3:44:18
509		10:06:31	691	Keenan, Mike		USA	USA	40	M45-49	1:06:59	3:59	5:06:12	4:01	3:45:21
510		10:06:35	1909	Young, Chris		CAN	CAN	14	M18-24	1:10:10	4:04	4:57:43	6:17	3:48:22
511		10:06:39	1717	Lee, Kendra		USA	USA	9	W30-34	1:04:37	2:55	5:22:35	3:47	3:32:47
512		10:06:44	734	Wisedale, Sean		RSA	RSA	41	M45-49	1:06:33	3:21	5:05:03	2:59	3:48:50
513		10:06:48	681	Yoshimura, Naoto		JPN	JPN	42	M45-49	1:22:38	3:11	5:17:44	3:46	3:19:31
514		10:06:53	1651	Froger, Samuel		FRA	FRA	97	M30-34	1:03:50	3:17	5:24:16	3:22	3:32:09
515		10:07:03	703	Sanchez, Manuel		USA	USA	43	M45-49	1:06:24	4:27	5:12:10	4:04	3:39:59
516		10:07:12	953	Whitby, Brandon		CAN	CAN	99	M40-44	59:53	3:39	5:18:50	3:35	3:41:17
517		10:07:16	984	Glaser, Bruno		SLV	SLO	100	M40-44	1:05:30	3:38	5:14:45	3:12	3:40:12
518		10:07:25	857	Harrell, Grant		USA	USA	101	M40-44	1:15:39	3:56	5:10:51	5:26	3:31:35
519		10:07:28	868	McLean, Ben		AUS	AUS	102	M40-44	58:12	3:06	5:22:02	3:10	3:40:59
520		10:07:31	922	Ritter, Olaf		GER	GER	103	M40-44	1:13:58	2:30	5:17:40	2:35	3:30:49
521		10:07:34	1302	Adell Reverter, Antonio Jo		ESP	ESP	122	M35-39	1:17:14	3:25	5:04:54	4:24	3:37:39
522		10:07:41	952	Desmet, Lieven		BEL	BEL	104	M40-44	1:13:03	3:35	5:20:53	3:25	3:26:47
523		10:07:52	720	Bouvier, Arnaud		FRA	FRA	44	M45-49	1:09:41	4:02	5:19:28	5:19	3:29:24
524		10:08:01	725	Potter, John		USA	USA	45	M45-49	58:24	2:51	5:14:11	3:11	3:49:25
525		10:08:01	1594	Riemer, Mario		AUT	AUT	98	M30-34	1:21:25	2:44	5:06:41	2:43	3:34:30
526		10:08:06	900	Discher, Dean		USA	USA	105	M40-44	1:12:34	5:43	5:12:35	6:20	3:30:57
527		10:08:14	972	Haupt, Ulrich		SWI	GER	106	M40-44	1:02:42	4:03	5:08:37	7:05	3:45:50
528		10:08:21	1579	Moore, Lucas		USA	USA	99	M30-34	1:04:59	4:05	5:16:14	3:51	3:39:13
529		10:08:27	880	Lanza, Craig		USA	USA	107	M40-44	57:30	4:06	5:23:52	4:49	3:38:12
530		10:08:30	1430	Johnston, Claudia		CAN	CAN	3	W35-39	1:08:23	2:49	5:22:45	2:36	3:31:59
531		10:08:33	1217	Schnauer, James		NZL	NZL	123	M35-39	1:04:55	2:55	5:30:48	4:04	3:25:53
532		10:08:35	1391	Flanigan, Robert		USA	USA	124	M35-39	1:09:35	3:10	5:12:30	3:52	3:39:30
533		10:08:39	683	Ishikura, Keisuke		JPN	JPN	46	M45-49	1:04:04	2:32	5:29:16	3:27	3:29:22

OVERALL RESULTS

Place	Bla	Time	Numb	Lname	Fname	Cnt	Rep	Cpl	Category	Swim	Tr1	Bike	Tr2	Run
534		10:08:42	1557	Goodfellow, Chris		GBR	GBR	100	M30-34	1:01:25	3:34	5:02:27	4:05	3:57:13
535		10:08:42	638	Grosse, Holm		GER	GER	47	M45-49	1:22:54	4:15	5:12:09	3:20	3:26:06
536		10:08:44	1704	Wieck, Sonja		USA	USA	10	W30-34	1:06:42	2:24	5:26:37	2:46	3:30:17
537		10:08:52	1763	Earley, Travis		USA	USA	57	M25-29	59:23	3:10	5:15:44	2:53	3:47:43
538		10:08:54	1830	Malinoski, Marc		USA	USA	58	M25-29	1:12:19	3:53	5:17:45	3:58	3:31:01
539		10:09:06	444	Wacker, Roger		USA	USA	13	M50-54	1:04:45	3:40	5:03:43	3:47	3:53:13
540		10:09:08	1272	Poteet, Kidd		USA	USA	125	M35-39	1:10:49	2:26	5:15:31	2:53	3:37:30
541		10:09:09	1907	O'Neill, Ben		AUS	AUS	15	M18-24	1:02:46	1:57	5:02:22	3:15	3:58:51
542		10:09:21	668	Hill, Rob		AUS	AUS	48	M45-49	1:12:51	4:03	5:21:53	4:12	3:26:24
543		10:09:21	509	Dunn, Chris		AUS	AUS	14	M50-54	1:15:44	3:56	5:25:56	6:01	3:17:46
544		10:09:24	1312	Hidber, Reto		SWI	SUI	126	M35-39	1:13:55	4:22	4:59:37	3:38	3:47:53
545		10:09:28	1493	Ross, Rachel		USA	USA	4	W35-39	1:06:43	2:41	5:34:07	3:20	3:22:39
546		10:09:29	1356	Flint, Glen		CAN	CAN	127	M35-39	54:38	3:47	5:05:02	12:54	3:53:10
547		10:09:33	1061	Ziob, Hans-Peter		GER	GER	108	M40-44	1:11:13	3:20	5:19:42	4:16	3:31:04
548		10:09:43	1612	Martin, Frederik		GER	GER	101	M30-34	58:23	3:00	4:54:40	2:53	4:10:48
549		10:09:43	747	Kriege, Markus		GER	GER	49	M45-49	1:02:40	3:15	5:16:18	5:07	3:42:25
550		10:09:48	1902	Roth, Jonathan		CAN	CAN	16	M18-24	58:52	2:43	5:16:22	3:40	3:48:13
551		10:10:05	1071	Jorda Nogales, Eduard		GER	ESP	109	M40-44	1:12:52	5:45	5:03:46	4:43	3:43:01
552		10:10:12	1593	Aguilar, Antonio		ESP	ESP	102	M30-34	1:17:19	2:51	5:22:09	4:26	3:23:29
553		10:10:14	1814	Svoboda, Tomas		CZE	CZE	59	M25-29	56:22	2:55	5:32:26	2:57	3:35:36
554		10:10:26	1410	Kristensen, Allan		DEN	DEN	128	M35-39	1:09:22	4:56	5:02:29	5:22	3:48:19
555		10:10:29	1663	Hadley, Stephen		AUS	AUS	103	M30-34	1:07:00	3:34	5:19:27	11:24	3:29:05
556		10:10:32	1382	Kenney, Eric		USA	USA	129	M35-39	1:00:53	2:46	5:05:17	3:16	3:58:22
557		10:10:36	639	Maniatis, Tony		USA	USA	50	M45-49	1:08:38	3:51	5:14:48	4:57	3:38:24
558		10:10:39	717	Packard, Don		USA	USA	51	M45-49	1:04:10	3:48	5:11:52	2:57	3:47:53
559		10:10:50	420	Angelastri, Sandro		SWI	SUI	15	M50-54	1:13:27	2:30	5:04:54	2:45	3:47:17
560		10:10:53	602	Simeoni, Francesco		ITA	ITA	52	M45-49	1:06:29	2:09	5:16:30	3:22	3:42:25
561		10:11:16	1697	Shutt, Beth		USA	USA	11	W30-34	1:02:07	2:48	5:19:11	2:39	3:44:33
562		10:11:17	924	Offenhuber, Marcus		GER	AUT	110	M40-44	1:14:14	3:46	5:07:18	2:42	3:43:18
563		10:11:18	950	Gilbert, Dustin		USA	USA	111	M40-44	1:20:02	3:48	5:26:31	2:58	3:18:01
564		10:11:22	979	Gehrig, Roman		SWI	SUI	112	M40-44	1:13:01	3:49	5:36:17	4:13	3:14:04
565		10:11:31	701	MacDonell, Brett		USA	USA	53	M45-49	1:02:24	4:27	5:10:53	3:49	3:49:59
566		10:11:31	654	Ferreira, Mike		USA	USA	54	M45-49	1:08:21	3:09	5:15:06	3:15	3:41:41
567		10:11:36	872	Moniz, Gustavo		BRA	BRA	113	M40-44	1:01:28	4:13	5:27:11	5:29	3:33:17
568		10:11:53	754	Marien, Nico		BEL	BEL	55	M45-49	1:11:03	3:30	5:14:22	3:16	3:39:44
569		10:12:06	1002	Fredin, Kyle		USA	USA	114	M40-44	1:06:35	4:10	5:06:29	4:17	3:50:38
570		10:12:16	874	Press, Alistair		AUS	AUS	115	M40-44	1:12:34	4:34	5:07:53	4:46	3:42:31
571		10:12:26	974	Yvars, Eric		FRA	FRA	116	M40-44	1:09:30	5:42	5:20:35	4:12	3:32:29
572		10:12:28	1917	Scott, Drew		USA	USA	17	M18-24	58:55	2:07	5:48:24	2:23	3:20:42
573		10:12:38	704	Tamura, Minoru		JPN	JPN	56	M45-49	1:10:52	4:56	5:34:40	3:24	3:18:48
574		10:12:41	1273	Tilley, Brian		GBR	GBR	130	M35-39	1:05:32	4:19	5:17:16	5:41	3:39:55
575		10:12:43	841	Bernot, Eric		FRA	FRA	117	M40-44	1:16:24	3:38	5:13:29	3:04	3:36:09
576		10:12:47	1265	Olson, Chris		USA	USA	131	M35-39	1:04:31	3:36	5:02:57	3:13	3:58:31
577		10:12:51	1522	Kulenkamp, Jenz		GER	GER	104	M30-34	1:04:04	2:49	5:23:44	3:14	3:39:01
578		10:12:54	1547	Pidcock, Laurence		GBR	NZL	105	M30-34	1:07:41	4:07	5:19:04	4:02	3:38:03
579		10:12:57	1890	Spoth, Kristopher		USA	USA	18	M18-24	1:16:41	5:00	5:15:44	4:02	3:31:32
580		10:12:58	617	Pairault, Fabrice		FRA	FRA	57	M45-49	1:17:07	3:39	5:12:58	2:52	3:36:24
581		10:13:01	511	Weinberg, Mark		USA	USA	16	M50-54	1:14:34	4:14	5:20:01	3:36	3:30:39
582		10:13:02	882	Gold, Mitch		USA	USA	118	M40-44	1:02:17	3:39	5:01:04	3:33	4:02:31
583		10:13:11	416	Garnitschnig, Reinhold		AUT	AUT	17	M50-54	1:08:40	3:05	5:19:12	3:59	3:38:16
584		10:13:12	1374	Niemeyer, Shane		USA	USA	132	M35-39	1:02:57	3:42	5:19:24	4:24	3:42:47
585		10:13:18	1315	Besseling, Michel		NED	NED	133	M35-39	1:16:39	5:47	5:23:15	2:55	3:24:44

OVERALL RESULTS

Place	Bla	Time	Numb	Lname	Fname	Cnt	Rep	Cpl	Category	Swim	Tr1	Bike	Tr2	Run
586		10:13:24	1898	Silva, Luan		BRA	BRA	19	M18-24	1:01:07	2:51	5:23:46	3:15	3:42:27
587		10:13:30	482	Beauregard, Alan		USA	USA	18	M50-54	1:10:24	3:35	5:22:22	3:34	3:33:36
588		10:13:44	1896	Baumann, Nicolai		GER	GER	20	M18-24	1:06:41	4:40	5:21:02	5:10	3:36:12
589		10:13:51	677	Linck, Paul		USA	USA	58	M45-49	1:19:40	2:32	5:08:19	4:17	3:39:05
590		10:13:56	498	Piesanen, Tapio		FIN	FIN	19	M50-54	1:21:47	2:48	5:16:01	3:18	3:30:04
591		10:14:07	1728	Clayton, Gillian		CAN	CAN	12	W30-34	1:14:54	3:46	5:35:19	3:18	3:16:51
592		10:14:26	1789	Busselot, Dries		BEL	BEL	60	M25-29	1:17:25	5:02	5:24:48	6:36	3:20:37
593		10:14:32	718	Ahler, Friedhelm		GER	GER	59	M45-49	1:12:53	3:20	5:08:43	2:38	3:47:00
594		10:14:38	831	Spoorenberg, Koen		NED	NED	119	M40-44	1:06:49	3:54	5:03:57	3:51	3:56:09
595		10:14:55	724	Gardeux, Jean-Michel		FRA	FRA	60	M45-49	1:11:38	3:54	5:27:47	4:13	3:27:25
596		10:15:06	1043	Picicci, Sam		USA	USA	120	M40-44	1:05:28	3:07	5:12:50	3:21	3:50:21
597		10:15:14	804	Kenyon, Lisbeth		USA	USA	1	W45-49	1:06:30	3:29	5:18:36	3:15	3:43:26
598		10:15:16	1345	Charles, Julien		FRA	FRA	134	M35-39	1:10:45	3:30	5:04:00	6:46	3:50:18
599		10:15:22	973	Reitan, Joachim		NOR	NOR	121	M40-44	1:22:21	4:49	5:15:39	3:08	3:29:28
600		10:15:28	368	Burgess, Gary		NZL	NZL	2	M55-59	1:02:00	4:46	5:19:40	3:53	3:45:12
601		10:15:41	659	Winkler, Gerhard		GER	GER	61	M45-49	1:10:52	3:21	5:16:26	3:12	3:41:52
602		10:15:43	917	Hýzl, Jaroslav		CZE	CZE	122	M40-44	1:01:17	3:19	5:13:09	5:13	3:52:47
603		10:15:47	1931	Anderson, Morgan		USA	USA	2	W18-24	1:15:06	3:01	5:26:56	4:02	3:26:43
604		10:15:49	665	Buchanan, Trevor		AUS	AUS	62	M45-49	1:15:41	4:28	5:17:43	2:39	3:35:20
605		10:15:53	1042	Hotz, Roger		SWI	SUI	123	M40-44	1:12:56	5:55	5:22:55	4:37	3:29:32
606		10:16:01	1679	D'Haese, Veerle		BEL	BEL	13	W30-34	1:14:18	2:55	5:31:32	2:43	3:24:35
607		10:16:12	627	Glah, Ken		USA	USA	63	M45-49	1:01:00	3:04	5:03:24	5:22	4:03:23
608		10:16:14	1298	Ku, Jeffrey		USA	USA	135	M35-39	1:10:21	5:00	5:26:41	5:45	3:28:28
609		10:16:32	1411	Robin, Marcel		GER	GER	136	M35-39	1:08:19	6:21	5:19:23	2:46	3:39:45
610		10:16:41	1439	Keefe, Laura		CAN	CAN	5	W35-39	1:09:44	4:21	5:34:51	6:47	3:20:59
611		10:17:12	463	Kretz, Patrice		CAN	CAN	20	M50-54	1:05:26	3:33	5:06:29	3:56	3:57:51
612		10:17:18	1752	Kastelec, Tomaz		SLO	SLO	61	M25-29	1:13:51	3:32	5:28:24	3:26	3:28:07
613		10:17:21	1269	Fletcher, Andrew		USA	USA	137	M35-39	1:02:03	3:48	5:24:49	3:39	3:43:05
614		10:17:26	1876	Chura, Haley		USA	USA	2	W25-29	53:33	2:36	5:22:18	2:40	3:56:21
615		10:17:38	1456	Stephenson, Nell		USA	USA	6	W35-39	1:17:04	3:59	5:28:02	3:42	3:24:52
616		10:17:55	1856	Fillnow, Kelly		USA	USA	3	W25-29	1:14:30	2:48	5:24:03	5:32	3:31:05
617		10:18:05	491	Debellis, Serge		FRA	FRA	21	M50-54	1:06:20	4:27	5:16:18	5:35	3:45:26
618		10:18:09	1799	Hino, Ken-Ichi		USA	USA	62	M25-29	1:00:58	4:05	5:42:24	5:33	3:25:10
619		10:18:13	1432	Davidson, Dayna		AUS	AUS	7	W35-39	1:06:13	3:10	5:19:33	3:30	3:45:49
620		10:18:17	1546	Brodziak, Andy		GBR	GBR	106	M30-34	1:08:41	2:47	5:23:50	3:12	3:39:48
621		10:18:22	1392	Herman, Rafal		POL	POL	138	M35-39	1:14:30	2:57	5:20:55	3:55	3:36:07
622		10:18:25	487	Le Meur, Patrick		FRA	FRA	22	M50-54	1:12:46	3:45	5:20:23	2:31	3:39:03
623		10:18:29	1623	Norberg, Olof		SWE	SWE	107	M30-34	1:06:37	3:38	5:10:42	3:31	3:54:03
624		10:18:34	1073	Domain, Christophe		FRA	FRA	124	M40-44	1:17:03	3:32	4:57:00	2:40	3:58:21
625		10:18:43	1164	Donley, Shannon		USA	USA	5	W40-44	1:06:41	3:10	5:09:40	2:43	3:56:31
626		10:18:46	632	Jores, Marcus		GER	GER	64	M45-49	1:10:53	3:29	5:01:48	3:47	3:58:51
627		10:18:54	925	Pak, Minsok		USA	USA	125	M40-44	1:10:51	4:44	5:29:19	6:39	3:27:23
628		10:19:03	976	Robertson, Marc		USA	USA	126	M40-44	1:05:08	3:52	5:14:36	3:45	3:51:44
629		10:19:06	1601	Balabuck, Jonathan		CAN	CAN	108	M30-34	59:07	3:25	5:15:41	5:08	3:55:47
630		10:19:09	127	Bromme, Uli		USA	USA	21	WPRO	1:12:51	3:23	5:26:30	3:02	3:33:26
631		10:19:11	1249	Barker, John		GBR	GBR	139	M35-39	1:10:08	3:16	5:19:06	3:48	3:42:55
632		10:19:13	958	Carr, Scot		USA	USA	127	M40-44	1:10:51	4:29	5:11:07	4:42	3:48:06
633		10:19:41	1330	Stuebs, Andre		GER	GER	140	M35-39	57:35	2:31	5:07:30	3:54	4:08:13
634		10:19:42	1065	Fourie, Bertrand		FRA	FRA	128	M40-44	1:07:41	3:52	5:14:48	3:32	3:49:51
635		10:19:47	732	Karcher, Mario		GER	GER	65	M45-49	1:20:20	3:45	5:16:14	2:45	3:36:45
636		10:19:48	1477	Fournier, Maggie		USA	CAN	8	W35-39	1:07:07	3:14	5:29:35	4:39	3:35:15
637		10:19:51	753	Strong, Andrew		USA	USA	66	M45-49	1:23:19	4:25	5:24:54	5:00	3:22:15

OVERALL RESULTS

Place	Bla	Time	Numb	Lname	Fname	Cnt	Rep	Cpl	Category	Swim	Tr1	Bike	Tr2	Run
638		10:19:56	1026	Campos, Alexandre		BRA	BRA	129	M40-44	1:06:40	3:38	5:25:38	3:51	3:40:11
639		10:19:59	579	Domke, Joerg		GER	GER	67	M45-49	1:17:20	3:24	5:32:52	4:03	3:22:21
640		10:20:01	1252	Baelus, Nick		BEL	BEL	141	M35-39	1:07:03	3:12	5:09:37	3:44	3:56:27
641		10:20:02	500	MacDuff, Gordon		USA	USA	23	M50-54	1:01:24	3:30	5:34:49	3:44	3:36:37
642		10:20:12	1894	Sanson, Chris		NZL	NZL	21	M18-24	1:06:28	4:03	4:59:06	5:16	4:05:21
643		10:20:26	1324	Chase, Clayton		USA	USA	142	M35-39	1:07:54	5:09	5:02:53	5:36	3:58:56
644		10:20:28	481	Takahashi, Seigo		JPN	JPN	24	M50-54	1:18:26	4:20	5:34:19	3:27	3:19:58
645		10:20:30	581	Poblete, Gustavo		MEX	MEX	68	M45-49	1:04:59	4:35	5:25:51	3:18	3:41:49
646		10:20:50	919	Cardoso Jr, Cid		USA	USA	130	M40-44	1:08:53	4:09	5:10:08	5:17	3:52:26
647		10:21:00	1827	Nykvist, Johan		SWE	SWE	63	M25-29	1:06:32	3:10	5:16:06	3:31	3:51:43
648		10:21:01	1823	Page, Michael		GBR	GBR	64	M25-29	1:16:20	5:47	5:32:29	6:09	3:20:18
649		10:21:02	131	Arendt, Jackie		USA	USA	22	WPRO	1:01:08	2:44	5:50:18	2:38	3:24:15
650		10:21:04	1751	Ribeiro, Bernardo		BRA	BRA	65	M25-29	1:01:53	3:02	5:12:14	4:27	3:59:30
651		10:21:13	592	Robertson, Rusty		USA	USA	69	M45-49	1:04:27	4:37	5:31:21	6:04	3:34:46
652		10:21:14	943	Alix, Bernard		CAN	CAN	131	M40-44	1:09:43	2:03	5:09:33	4:00	3:55:57
653		10:21:16	1327	Pereira, Rodrigo		BRA	BRA	143	M35-39	1:08:52	2:45	5:31:50	3:33	3:34:19
654		10:21:24	415	Hill, John		AUS	AUS	25	M50-54	1:17:26	3:04	5:20:20	5:08	3:35:28
655		10:21:24	1848	Lawson, Jessica		NZL	NZL	4	W25-29	1:02:35	3:05	5:39:17	3:18	3:33:11
656		10:21:37	1792	Beck, Curt		GER	GER	66	M25-29	1:03:01	3:36	5:18:32	3:23	3:53:06
657		10:21:38	1414	Walton, Luke		GBR	GBR	144	M35-39	1:03:51	4:28	4:52:41	5:30	4:15:10
658		10:22:03	1472	Waterstraat, Elizabeth		USA	USA	9	W35-39	1:07:07	2:57	5:36:56	3:27	3:31:37
659		10:22:14	508	Fortin, Yves		CAN	CAN	26	M50-54	1:07:44	4:18	5:29:55	4:27	3:35:51
660		10:22:18	742	Hillig, Steffen		GER	GER	70	M45-49	1:22:34	4:28	5:24:14	3:15	3:27:49
661		10:22:47	1865	Mittelmaier, Judith		GER	GER	5	W25-29	1:13:52	4:50	5:20:53	2:44	3:40:29
662		10:22:48	1014	Ewashko, Craig		CAN	CAN	132	M40-44	57:56	3:28	5:29:04	3:34	3:48:49
663		10:22:55	776	Finlayson, Adrian		AUS	AUS	71	M45-49	1:10:41	3:49	5:10:14	2:54	3:55:19
664		10:22:55	474	Daniel, Chris		CAN	CAN	27	M50-54	57:26	3:45	5:28:42	3:43	3:49:21
665		10:22:56	1723	Travis, Rebecca		USA	USA	14	W30-34	1:04:09	2:49	5:36:57	4:01	3:35:03
666		10:22:58	839	Marton, Rodney		AUS	AUS	133	M40-44	1:06:45	4:00	5:27:32	6:26	3:38:17
667		10:23:01	835	Tomkinson, Chris		CAN	CAN	134	M40-44	1:12:08	4:23	5:25:25	4:23	3:36:44
668		10:23:02	510	Vuailat, Franck		FRA	FRA	28	M50-54	1:15:28	4:54	5:25:18	5:18	3:32:06
669		10:23:13	832	Santos, Ricardo		BRA	BRA	135	M40-44	1:11:07	3:38	5:20:08	4:39	3:43:43
670		10:23:23	1727	Johnson, Ashley		USA	USA	15	W30-34	1:15:11	4:45	5:26:21	4:33	3:32:36
671		10:23:26	1637	Bucek, Michal		HKG	SVK	109	M30-34	1:03:40	3:59	5:20:16	3:20	3:52:13
672		10:23:28	422	Black, Larry		USA	USA	29	M50-54	58:03	3:09	5:19:36	4:01	3:58:41
673		10:23:30	728	Cocusse, Dominique		CRI	FRA	72	M45-49	1:00:16	3:54	5:01:58	2:59	4:14:25
674		10:23:32	889	Baumgarten, Jochen		GER	GER	136	M40-44	1:13:27	4:41	5:21:05	4:29	3:39:52
675		10:23:33	1196	Friedman, Josh		USA	USA	145	M35-39	1:02:31	4:16	5:15:50	3:27	3:57:31
676		10:23:49	1835	Suess, Eric		CAN	CAN	67	M25-29	1:14:29	3:26	5:01:48	3:22	4:00:45
677		10:23:52	1796	Barnes, Martin		AUS	AUS	68	M25-29	1:10:45	3:33	5:14:07	4:54	3:50:35
678		10:24:00	1635	Almendro Enrique, Ruben		ESP	ESP	110	M30-34	1:15:03	4:08	5:22:52	4:56	3:37:04
679		10:24:02	1180	Van Biervliet, Sophie		BEL	BEL	6	W40-44	1:15:33	3:02	5:24:56	3:51	3:36:44
680		10:24:11	1225	Genoud, Olivier		SUI	SUI	146	M35-39	1:02:37	4:13	5:12:38	4:04	4:00:41
681		10:24:13	1185	Mengering, Glenn		USA	USA	147	M35-39	1:04:20	3:02	5:01:14	2:52	4:12:46
682		10:24:26	329	Moats, Kevin		USA	USA	3	M55-59	1:04:47	3:11	5:12:29	4:10	3:59:51
683		10:24:28	912	Keith, Lowell		USA	USA	137	M40-44	1:10:30	4:04	5:24:34	5:15	3:40:07
684		10:24:30	719	Heydemann, Ulrich		GER	GER	73	M45-49	1:09:40	4:56	5:29:04	3:35	3:37:16
685		10:24:42	955	Mowlam, Kerry		USA	AUS	138	M40-44	1:04:38	4:12	5:28:29	5:32	3:41:52
686		10:24:45	949	Bermejo, Jose Vicente		ESP	ESP	139	M40-44	1:05:09	4:03	5:14:21	3:29	3:57:45
687		10:24:48	1229	Ramsey, Christopher		USA	USA	148	M35-39	1:05:50	4:29	4:59:53	3:14	4:11:24
688		10:25:05	1268	Fry, T.J.		USA	USA	149	M35-39	53:43	2:48	5:27:17	5:59	3:55:21
689		10:25:17	633	Bursell, John		USA	USA	74	M45-49	1:09:53	3:27	5:25:38	4:53	3:41:28

OVERALL RESULTS

Place	Bla	Time	Numb	Lname	Fname	Cnt	Rep	Cpl	Category	Swim	Tr1	Bike	Tr2	Run
690		10:25:21	1707	Corona, Adriana		MEX	MEX	16	W30-34	1:04:37	2:11	5:27:42	2:38	3:48:16
691		10:25:21	147	Kajlich, Andre		USA	USA	2	MHCycle	1:12:42	3:00	6:46:48	3:30	2:19:22
692		10:25:23	1275	Hunter, Darin		CAN	CAN	150	M35-39	1:05:33	3:17	5:15:57	3:30	3:57:08
693		10:25:28	892	Brocks, Steffen		USA	USA	140	M40-44	1:12:26	3:59	5:27:34	3:18	3:38:12
694		10:25:40	856	Davis, Damion		AUS	AUS	141	M40-44	1:10:10	4:09	5:21:20	3:24	3:46:40
695		10:25:41	1473	Bruck, Kate		USA	USA	10	W35-39	1:12:13	3:34	5:42:04	4:17	3:23:34
696		10:25:49	1782	Hern, Blake		USA	USA	69	M25-29	1:14:55	4:41	5:19:30	3:51	3:42:54
697		10:25:51	499	Araki, Takeshi		JPN	JPN	30	M50-54	1:11:23	5:52	5:32:29	4:29	3:31:41
698		10:25:52	866	Thrower, Mitch		USA	USA	142	M40-44	59:01	3:01	5:14:51	3:31	4:05:30
699		10:25:54	1016	Wayth, Travis		AUS	AUS	143	M40-44	1:12:17	6:28	5:19:51	6:57	3:40:23
700		10:26:00	1125	Bancroft, Angela		USA	USA	7	W40-44	1:04:41	3:31	5:37:15	5:38	3:34:57
701		10:26:07	844	Burke, Rich		USA	USA	144	M40-44	1:16:36	2:51	5:30:03	4:35	3:32:04
702		10:26:10	1131	Boyes, Michelle		AUS	AUS	8	W40-44	1:08:08	2:14	5:21:08	3:16	3:51:26
703		10:26:12	1811	Biessmann, Max		USA	USA	70	M25-29	55:36	2:46	5:18:13	3:57	4:05:41
704		10:26:21	445	Richman, James		USA	USA	31	M50-54	1:24:04	5:14	5:23:53	3:55	3:29:17
705		10:26:24	1486	Gries, Susanne		SWI	GER	11	W35-39	1:14:14	3:39	5:36:58	3:53	3:27:42
706		10:26:25	1280	Sánchez Bas, Jesús		ESP	ESP	151	M35-39	1:05:01	2:47	5:05:36	4:16	4:08:47
707		10:26:26	1721	Meyer, Angela		USA	USA	17	W30-34	1:15:09	4:29	5:25:30	4:08	3:37:12
708		10:26:28	1510	Safstrom, Nicklas		SWE	SWE	111	M30-34	1:12:16	2:20	5:16:58	4:15	3:50:41
709		10:26:30	1770	Josse, Bertrand		BEL	BEL	71	M25-29	1:07:35	6:05	5:24:37	10:07	3:38:09
710		10:26:40	1041	Brisindi, Patrice		CAN	CAN	145	M40-44	1:06:57	4:35	5:18:17	3:51	3:53:01
711		10:26:41	583	Carter, Larkin		USA	USA	75	M45-49	1:17:49	2:44	5:21:54	3:22	3:40:55
712		10:26:45	451	Lamie, Michael		USA	USA	32	M50-54	1:01:11	3:49	5:33:27	4:38	3:43:42
713		10:26:49	777	Toriggino, Christopher		USA	USA	76	M45-49	1:02:17	3:22	5:08:54	3:46	4:08:32
714		10:26:57	1434	Egloff, Barbara		SWI	SUI	12	W35-39	1:23:11	3:01	5:24:48	2:51	3:33:09
715		10:27:04	1030	Morgan, John		USA	USA	146	M40-44	1:07:55	3:20	5:38:47	3:05	3:33:59
716		10:27:05	1146	Whitworth, Sophie		GBR	GBR	9	W40-44	1:04:39	4:13	5:31:34	4:42	3:42:01
717		10:27:08	746	Clark, Peter		AUS	AUS	77	M45-49	1:06:50	4:57	5:20:19	5:26	3:49:39
718		10:27:15	514	Wilfling, Rudolf		AUT	AUT	33	M50-54	1:16:42	3:18	5:24:31	2:46	3:39:59
719		10:27:23	1683	Glad, Jasmina		BRA	FIN	18	W30-34	1:09:38	2:45	5:36:18	3:47	3:34:56
720		10:27:35	923	Diedrich, Jochen		GER	GER	147	M40-44	1:04:18	2:12	5:07:29	2:54	4:10:44
721		10:27:43	715	Holterman, Gordy		USA	USA	78	M45-49	1:02:06	3:43	4:58:04	3:09	4:20:43
722		10:27:50	479	Avrea, Jim		USA	USA	34	M50-54	58:55	2:52	5:25:51	4:10	3:56:03
723		10:27:51	1319	Wolfgram, Mike		USA	USA	152	M35-39	1:15:03	4:20	5:20:57	4:40	3:42:53
724		10:27:56	604	Meneely, Hilton		GER	IRL	79	M45-49	1:14:05	4:19	5:19:11	3:21	3:47:02
725		10:28:03	1699	Milot, Michelle		CAN	CAN	19	W30-34	1:06:40	3:48	5:39:58	3:07	3:34:31
726		10:28:09	1436	Hallett, Kristy		AUS	AUS	13	W35-39	1:15:26	4:02	5:32:41	4:33	3:31:29
727		10:28:13	584	Son, Yousong		KOR	KOR	80	M45-49	1:20:03	4:33	5:32:31	4:13	3:26:55
728		10:28:23	1307	Thoreplass, Knut Ole		NOR	NOR	153	M35-39	1:10:20	4:10	4:57:44	6:12	4:10:00
729		10:28:33	878	Joly, Christophe		USA	FRA	148	M40-44	1:14:41	3:41	5:27:04	3:26	3:39:43
730		10:28:33	1011	McMahon, David		USA	CAN	149	M40-44	1:06:52	2:52	5:30:00	3:58	3:44:53
731		10:28:37	1920	Grohmann, Katharina		GER	GER	3	W18-24	1:20:42	2:47	5:24:42	2:39	3:37:49
732		10:28:47	1852	Trukenmüller, Rebekka		GER	GER	6	W25-29	1:12:40	2:49	5:31:29	4:25	3:37:27
733		10:28:54	993	Vallese, Joe		USA	USA	150	M40-44	1:13:05	5:20	5:08:25	4:27	3:57:39
734		10:29:01	1351	Krabbe, Bryan		USA	USA	154	M35-39	1:01:14	4:38	5:14:40	3:29	4:05:02
735		10:29:11	1045	Richardson, Robert		USA	USA	151	M40-44	1:09:29	3:36	5:40:22	2:46	3:33:00
736		10:29:17	622	Deckmyn, Ignace		BEL	BEL	81	M45-49	1:13:55	3:21	5:31:11	5:24	3:35:28
737		10:29:21	615	Meagher, John		AUS	AUS	82	M45-49	1:07:43	3:46	5:16:05	6:20	3:55:29
738		10:29:22	1141	Eakin, Tina		USA	USA	10	W40-44	1:16:17	3:25	5:37:00	3:39	3:29:02
739		10:29:24	1084	Galbourdin, Fabrice		FRA	FRA	152	M40-44	1:10:55	3:50	5:33:17	4:01	3:37:23
740		10:29:28	695	Hackner, Thomas		AUT	AUT	83	M45-49	1:02:27	2:22	5:26:34	3:50	3:54:18
741		10:29:32	1656	Smith, Reilly		USA	USA	112	M30-34	1:13:48	4:12	5:26:22	5:02	3:40:10

OVERALL RESULTS

Place	Bla	Time	Numb	Lname	Fname	Cnt	Rep	Cpl	Category	Swim	Tr1	Bike	Tr2	Run
742		10:29:33	432	Beck, Wolfram		GER	GER	35	M50-54	1:17:08	3:00	5:17:36	4:22	3:47:30
743		10:29:34	821	Humphrey, Linnea		CAN	CAN	2	W45-49	1:06:33	3:35	5:33:51	2:58	3:42:39
744		10:29:47	417	McCluskey, Dan		USA	USA	36	M50-54	1:07:52	4:06	5:06:13	5:46	4:05:52
745		10:29:51	1572	Reynolds, Andrew		AUS	AUS	113	M30-34	1:05:34	3:24	5:02:03	4:10	4:14:42
746		10:29:53	1892	Wenzel, Peter		USA	USA	22	M18-24	1:22:45	2:43	5:19:35	2:59	3:41:53
747		10:29:57	516	Cody, Brad		USA	USA	37	M50-54	1:19:42	5:48	5:25:16	3:45	3:35:29
748		10:29:58	853	Matteo, Vincent		USA	USA	153	M40-44	1:07:06	4:06	5:24:20	2:56	3:51:32
749		10:30:27	1965	Ickes, Jeff		USA	USA	155	M35-39	1:05:14	4:15	5:25:27	6:06	3:49:27
750		10:30:52	1056	Utsumi, Yoshitomo		JPN	JPN	154	M40-44	1:27:10	4:57	5:28:56	5:08	3:24:42
751		10:30:55	959	Ziegler, Matthias		GER	GER	155	M40-44	1:15:45	2:50	5:15:19	3:04	3:54:00
752		10:31:10	115	Felt, Silvia		GER	GER	23	WPRO	1:12:18	1:56	5:44:12	2:34	3:30:10
753		10:31:18	1886	Atzlinger, Armin		AUT	AUT	23	M18-24	1:04:54	5:03	5:35:48	4:25	3:41:11
754		10:31:38	988	Sarries, Sebastian		ARG	ARG	156	M40-44	1:06:10	3:01	5:14:13	2:44	4:05:32
755		10:31:46	1720	Fluhme, Lidia		USA	POL	20	W30-34	1:13:00	3:22	5:28:28	4:32	3:42:26
756		10:31:52	473	Rodgers, Tom		USA	USA	38	M50-54	1:10:53	2:48	5:07:10	3:48	4:07:14
757		10:31:56	1057	Hand, Justin		RSA	RSA	157	M40-44	1:05:05	5:46	5:22:59	5:19	3:52:49
758		10:32:06	1187	Stephens, Trent		USA	USA	156	M35-39	1:02:46	3:07	5:18:04	3:44	4:04:26
759		10:32:12	1361	Béolet, Cédric		FRA	FRA	157	M35-39	1:13:54	3:27	5:01:32	4:38	4:08:42
760		10:32:20	1619	Ladner, Justin		USA	USA	114	M30-34	1:09:45	3:14	5:17:32	5:13	3:56:38
761		10:32:26	1483	Black, Ali		USA	USA	14	W35-39	1:12:24	4:00	5:29:26	4:06	3:42:31
762		10:32:28	1938	Simpson, Jessica		AUS	AUS	4	W18-24	1:04:29	3:05	5:35:44	4:08	3:45:05
763		10:32:35	761	Leclaire, Martin		GER	GER	84	M45-49	1:20:01	4:17	5:28:15	6:14	3:33:50
764		10:32:35	1333	Jopson, Noy		PHI	PHI	158	M35-39	1:02:18	3:59	5:26:14	2:51	3:57:15
765		10:32:43	1776	Nilsson, Dennis		SWE	SWE	72	M25-29	1:12:27	3:12	5:15:09	3:18	3:58:38
766		10:32:57	722	Johansson, Fredrik		SWE	SWE	85	M45-49	1:12:31	3:24	5:32:00	3:32	3:41:31
767		10:33:16	1839	Birkel, Lauren		USA	USA	7	W25-29	1:10:22	3:50	5:33:25	4:10	3:41:31
768		10:33:18	1857	Thomas, Kathryn		USA	USA	8	W25-29	57:31	3:42	5:19:38	3:15	4:09:14
769		10:33:19	692	Ishida, Tsutomu		JPN	JPN	86	M45-49	1:24:50	5:21	5:31:56	5:09	3:26:04
770		10:33:21	1484	Boschker, Grada		NED	NED	15	W35-39	1:11:07	4:03	5:23:04	3:45	3:51:24
771		10:33:24	1022	Willcox, Jason		USA	USA	158	M40-44	1:08:39	3:53	5:24:37	3:59	3:52:17
772		10:33:26	1872	Gordon, Elizabeth		AUS	AUS	9	W25-29	1:04:01	3:29	5:24:48	4:19	3:56:51
773		10:33:27	1296	Berry, Chip		USA	USA	159	M35-39	53:40	3:10	5:33:44	4:46	3:58:09
774		10:33:29	1006	Foster, Sean		AUS	AUS	159	M40-44	59:14	3:45	5:25:52	4:14	4:00:25
775		10:33:31	1467	Fleming, Jessica		AUS	AUS	16	W35-39	1:07:50	14:54	5:26:27	2:57	3:41:25
776		10:33:35	815	Winkler, Kathy		USA	USA	3	W45-49	1:02:00	2:57	5:34:34	3:33	3:50:33
777		10:33:41	834	Sortino, Mark		USA	USA	160	M40-44	1:03:34	4:24	5:12:24	3:12	4:10:10
778		10:33:48	589	Wright, Glenn		NZL	NZL	87	M45-49	1:09:46	5:25	5:27:29	4:05	3:47:05



OVERALL RESULTS

Place	Bla	Time	Numb	Lname	Fname	Cnt	Rep	Cpl	Category	Swim	Tr1	Bike	Tr2	Run
779		10:34:07	1106	Enslin, Michelle		RSA	RSA	11	W40-44	1:14:14	4:24	5:34:40	2:57	3:37:54
780		10:34:09	580	Neal, Kevin		USA	USA	88	M45-49	1:12:09	5:15	5:18:23	3:20	3:55:04
781		10:34:11	1083	Medak, Rafal		GBR	POL	161	M40-44	1:14:15	3:46	5:12:22	4:05	3:59:45
782		10:34:13	1934	Tiner, Chelsea		USA	USA	5	W18-24	1:07:10	3:42	5:36:59	5:57	3:40:26
783		10:34:17	1201	Toelants, Stefan		BEL	BEL	160	M35-39	1:09:52	3:59	5:24:57	4:59	3:50:32
784		10:34:28	1463	Bliss, Neilia		USA	USA	17	W35-39	1:12:20	4:36	5:31:53	3:58	3:41:43
785		10:34:29	770	Salvat, Gerald		GBR	GBR	89	M45-49	1:26:07	3:55	5:22:09	3:25	3:38:55
786		10:34:30	1712	Hutson, Elizabeth		GBR	GBR	21	W30-34	1:10:32	4:42	5:32:27	3:24	3:43:27
787		10:34:49	460	Sauter, Bernd		GER	GER	39	M50-54	1:11:00	3:13	5:28:46	5:39	3:46:12
788		10:34:51	1682	Cauffope, Genevieve		CAN	CAN	22	W30-34	1:01:15	3:01	5:44:02	3:00	3:43:35
789		10:34:57	471	Mickle, Gregory		AUS	AUS	40	M50-54	55:42	3:01	5:32:34	4:24	3:59:19
790		10:35:25	709	Mendoza, Carlos		USA	USA	90	M45-49	1:16:04	5:48	5:19:25	4:24	3:49:46
791		10:35:29	634	Busko, Billy		USA	USA	91	M45-49	1:17:12	3:09	5:26:29	2:46	3:45:56
792		10:35:29	1221	Niemerg, Frank		GER	GER	161	M35-39	1:01:20	2:23	4:52:28	3:33	4:35:47
793		10:35:34	887	Estrada, Humberto		MEX	MEX	162	M40-44	1:06:23	3:46	5:16:57	3:01	4:05:30
794		10:35:39	660	Greiner, Don		USA	USA	92	M45-49	1:13:37	3:34	5:39:20	4:11	3:35:00
795		10:35:42	371	Vargas, Christopher		USA	USA	4	M55-59	59:58	2:57	5:38:35	3:55	3:50:19
796		10:35:47	1960	Burke, Jim		USA	USA	163	M40-44	1:10:04	6:55	5:19:33	5:29	3:53:48
797		10:35:52	442	Bremner, Alan		GBR	GBR	41	M50-54	1:23:45	2:43	5:26:30	2:59	3:39:56
798		10:35:58	109	Bij De Vaate, Heleen		FRA	NED	24	WPRO	1:16:33	2:16	5:24:32	4:24	3:48:15
799		10:36:21	625	Scholten, Valentijn		GER	NED	93	M45-49	1:11:58	4:40	5:35:12	3:35	3:40:58
800		10:36:27	760	Parker, John		USA	USA	94	M45-49	1:07:10	4:31	5:17:05	3:10	4:04:32
801		10:36:28	1516	Salomaa, Kari		FIN	FIN	115	M30-34	1:23:01	3:11	5:34:42	3:16	3:32:19
802		10:36:33	129	Nishiuchi, Maki		JPN	JPN	25	WPRO	57:18	2:01	5:42:43	3:07	3:51:25
803		10:36:48	423	Weigert, Uwe		GER	GER	42	M50-54	1:14:16	5:56	5:13:27	2:51	4:00:21
804		10:37:00	1670	Veileigh, Rebecca		AUS	AUS	23	W30-34	1:10:20	5:40	5:27:36	4:31	3:48:54
805		10:37:09	1644	Krueger, Michael		GER	GER	95	M45-49	1:19:03	3:05	5:23:56	3:23	3:47:45
806		10:37:14	699	Enzler, Daniel		SWI	SUI	96	M45-49	1:20:50	3:39	5:34:09	4:32	3:34:06
807		10:37:18	1875	Wohlers, Lindsay		USA	USA	10	W25-29	1:02:40	2:46	5:45:02	3:33	3:43:20
808		10:37:25	1807	Carlson, Wade		CAN	CAN	73	M25-29	1:01:55	3:07	5:12:39	3:24	4:16:22
809		10:37:28	862	Olney, Tobias		USA	USA	164	M40-44	1:14:39	6:38	5:27:36	4:00	3:44:36
810		10:37:31	1283	Jaros, Zbysek		CZE	CZE	162	M35-39	1:12:10	2:33	5:10:46	3:55	4:08:10
811		10:37:33	621	Silvernale, Joe		USA	USA	97	M45-49	1:19:04	3:46	5:40:57	3:05	3:30:43
812		10:37:53	1840	Anderson, Christine		USA	USA	11	W25-29	1:00:10	2:44	5:31:11	3:16	4:00:33
813		10:37:56	1213	Miller, Brian		USA	USA	163	M35-39	58:12	3:24	5:32:53	3:50	3:59:39
814		10:38:00	1179	Gluck, Amy		USA	USA	12	W40-44	1:16:38	4:39	5:36:55	3:02	3:36:48
815		10:38:17	179	Webber, Adam		USA	USA	116	M30-34	53:31	2:12	6:08:45	4:00	3:29:51
816		10:38:27	1680	Hengartner, Corina		SWI	SUI	24	W30-34	1:10:05	4:00	5:26:10	3:00	3:55:14
817		10:38:49	130	Alldritt, Miranda		CAN	CAN	26	WPRO	1:16:48	2:06	5:41:52	2:12	3:35:53
818		10:38:50	1218	Marshall, Simon		UAE	UAE	164	M35-39	1:18:59	3:56	5:35:00	4:03	3:36:54
819		10:38:56	927	Isern Sabadi, Sergi		ESP	ESP	165	M40-44	1:09:56	3:15	5:28:35	3:59	3:53:13
820		10:38:57	506	Campbell, Jason		USA	USA	43	M50-54	57:36	4:15	5:19:15	7:39	4:10:14
821		10:38:58	1832	Mikkelson, Dan		USA	USA	74	M25-29	1:01:03	3:10	5:43:54	3:53	3:47:01
822		10:39:01	1967	Maizey, Adrian		USA	RSA	165	M35-39	1:12:10	4:24	5:17:08	4:28	4:00:53
823		10:39:09	1248	White, Ralf		GER	GER	166	M35-39	1:05:20	3:04	5:25:07	4:08	4:01:32
824		10:39:10	1685	Niklaus, Angela		SWI	SUI	25	W30-34	1:13:42	3:55	5:35:31	2:34	3:43:31
825		10:39:15	457	Ibach, Thomas		GER	GER	44	M50-54	1:19:27	6:41	5:41:47	5:31	3:25:50
826		10:39:27	1088	Moon, James		GBR	GBR	166	M40-44	1:11:54	3:57	5:31:57	2:49	3:48:50
827		10:39:30	1339	Maier, Sven		GER	GER	167	M35-39	1:13:57	5:59	5:28:45	3:21	3:47:30
828		10:39:36	1133	Spooner, Claudia		USA	USA	13	W40-44	1:09:39	3:39	5:35:06	4:26	3:46:48
829		10:39:46	702	Kanayama, Yoshihisa		JPN	JPN	98	M45-49	1:07:14	3:27	5:39:51	3:09	3:46:06
830		10:39:46	450	Eble, Roland		SWI	SUI	45	M50-54	1:13:29	3:50	5:35:15	3:42	3:43:32

OVERALL RESULTS

Place	Bla	Time	Numb	Lname	Fname	Cnt	Rep	Cpl	Category	Swim	Tr1	Bike	Tr2	Run
831		10:39:49	409	Heep, Reimond		GER	GER	46	M50-54	1:25:42	3:45	5:27:06	5:00	3:38:18
832		10:39:53	940	Rishworth, Adrian		USA	USA	167	M40-44	1:10:29	6:31	5:22:18	5:30	3:55:07
833		10:40:09	655	Mistareck, Olaf		GER	GER	99	M45-49	1:23:10	3:58	5:32:29	3:44	3:36:50
834		10:40:12	419	Delbaere, Rene		BEL	BEL	47	M50-54	1:10:54	3:58	5:31:02	4:53	3:49:26
835		10:40:22	680	Fouilloux, Laurent		FRA	FRA	100	M45-49	1:10:47	3:20	5:38:16	3:16	3:44:45
836		10:40:50	338	Stewart, Brett		AUS	AUS	5	M55-59	1:13:22	4:48	5:17:24	3:51	4:01:28
837		10:40:56	1766	Jones, Adam		CAN	CAN	75	M25-29	1:09:12	3:07	5:30:09	3:41	3:54:48
838		10:41:01	1842	Ure, Emily		USA	USA	12	W25-29	1:13:47	4:07	5:36:14	5:06	3:41:49
839		10:41:10	999	Chapin, Steve		USA	USA	168	M40-44	1:05:03	3:37	4:57:45	5:32	4:29:15
840		10:41:10	1407	Knuth, Cameron		USA	USA	168	M35-39	57:28	3:45	5:17:47	5:20	4:16:52
841		10:41:13	488	Frank, David		GER	GER	48	M50-54	1:02:38	3:43	5:35:03	4:40	3:55:12
842		10:41:14	1957	Mullaney, David		USA	USA	101	M45-49	1:21:49	5:16	5:16:24	5:22	3:52:24
843		10:41:25	1742	Walter, Verena		GER	GER	26	W30-34	1:10:31	4:32	5:31:39	3:56	3:50:50
844		10:41:40	1571	Hammond, Owen		USA	USA	117	M30-34	1:14:40	4:16	5:40:57	3:00	3:38:49
845		10:41:48	740	Mason, Richard		GBR	GBR	102	M45-49	1:22:52	5:29	5:23:39	3:27	3:46:23
846		10:41:53	1884	Ansbaugh, Nathan		USA	USA	24	M18-24	59:48	3:10	5:30:54	3:40	4:04:23
847		10:41:55	1354	Hawkins, Edward		ARE	GBR	169	M35-39	1:05:20	5:46	5:24:41	7:14	3:58:56
848		10:41:56	1684	Birner, Anja		GER	GER	27	W30-34	1:20:24	3:11	5:34:56	5:19	3:38:09
849		10:42:21	1237	McMillian, Jason		USA	USA	170	M35-39	1:01:27	4:14	5:06:31	3:23	4:26:46
850		10:42:23	1092	Bakk, Britni		USA	USA	14	W40-44	1:05:48	3:00	5:35:46	2:18	3:55:32
851		10:42:25	1317	Ammer, Christian		GER	GER	171	M35-39	1:19:18	5:33	5:29:09	4:26	3:44:02
852		10:42:37	477	Dmitruk, Barry		CAN	CAN	49	M50-54	1:09:23	2:47	5:30:00	4:48	3:55:40
853		10:42:38	467	Ransom, Scott		USA	USA	50	M50-54	1:01:11	4:32	5:25:56	4:33	4:06:29
854		10:42:39	1774	Maves, Peter		USA	USA	76	M25-29	1:04:38	5:08	5:22:49	6:34	4:03:33
855		10:42:42	1358	Wente, Michael		USA	USA	172	M35-39	1:19:34	6:53	5:26:37	5:11	3:44:28
856		10:42:46	1460	Mayer, Simone		GER	GER	18	W35-39	1:06:38	3:02	5:51:50	3:40	3:37:38
857		10:42:51	1652	Cadman, Duane		AUS	AUS	118	M30-34	1:06:31	3:39	5:37:30	6:19	3:48:53
858		10:42:54	1686	Pearce, Jackie		CAN	CAN	28	W30-34	1:13:06	4:03	5:39:49	3:36	3:42:22
859		10:43:01	1017	Horton, Nick		GBR	GBR	169	M40-44	1:10:35	3:11	4:59:02	3:27	4:26:47
860		10:43:03	360	Bozoian, Paul		USA	USA	6	M55-59	1:01:11	5:45	5:24:58	6:07	4:05:04
861		10:43:05	1863	Brama, Elisabeth		GBR	GER	13	W25-29	1:03:51	3:05	5:33:51	3:51	3:58:30
862		10:43:06	1194	Choi, Kwangsoo		KOR	KOR	173	M35-39	1:33:00	3:48	5:32:28	3:17	3:30:35
863		10:43:15	1639	Durno, Cameron		NZL	NZL	119	M30-34	1:04:36	4:33	5:37:31	3:34	3:53:03
864		10:43:19	895	Mori, Masaki		JPN	JPN	170	M40-44	1:20:30	3:45	5:41:27	3:43	3:33:55
865		10:43:24	1703	Atnip, Beth		USA	USA	29	W30-34	1:05:02	4:48	5:45:00	7:35	3:41:00
866		10:43:32	587	Lorz, Felix		GER	GER	103	M45-49	1:14:46	7:34	5:32:35	5:56	3:42:43
867		10:43:45	517	Zeleznikar, Janko		SLO	SLO	51	M50-54	1:12:38	3:12	5:36:34	2:40	3:48:43
868		10:43:55	623	Böker, Jürgen		GER	GER	104	M45-49	1:13:27	3:24	5:29:34	3:08	3:54:23
869		10:44:01	536	Rider, Teresa		USA	AUS	1	W50-54	1:16:36	2:42	5:35:14	4:37	3:44:55
870		10:44:03	939	Fesche, Anthony		HKG	NZL	171	M40-44	1:09:13	3:43	5:36:25	3:31	3:51:14
871		10:44:11	1923	Marsh, Larisa		NZL	NZL	6	W18-24	1:09:43	3:09	5:40:08	3:34	3:47:38
872		10:44:27	758	Komatsu, Ryo		JPN	JPN	105	M45-49	1:08:39	4:31	5:25:59	3:48	4:01:33
873		10:44:47	1545	Goodman, Nicholas		USA	USA	120	M30-34	1:04:30	3:39	4:53:57	4:41	4:38:01
874		10:44:47	1714	Kardosh, Amber		USA	USA	30	W30-34	1:09:37	5:29	5:45:33	5:07	3:39:03
875		10:45:13	421	Henker, Alexander		GER	GER	52	M50-54	1:31:54	4:42	5:27:19	3:32	3:37:48
876		10:45:27	1889	Meissner, Niels		USA	GER	25	M18-24	1:00:09	4:14	5:21:20	4:32	4:15:14
877		10:45:28	1169	Flynn, Elizabeth		USA	USA	15	W40-44	1:04:06	3:35	5:34:01	3:57	3:59:51
878		10:45:31	343	Hammond, Scott		USA	USA	7	M55-59	1:15:05	5:24	5:32:53	5:34	3:46:37
879		10:45:35	391	Sophiea, Laura		USA	USA	1	W55-59	1:09:46	3:39	5:37:35	3:24	3:51:12
880		10:45:54	1086	Lowman, Brian		USA	USA	172	M40-44	1:13:47	5:52	5:26:59	5:17	3:54:00
881		10:46:18	1584	Fowler, Paul		AUS	AUS	121	M30-34	1:11:33	4:10	5:32:47	4:44	3:53:05
882		10:46:19	1211	Tesch, Pedro		BRA	BRA	174	M35-39	1:12:11	4:34	5:27:41	5:28	3:56:27

OVERALL RESULTS

Place	Bla	Time	Numb	Lname	Fname	Cnt	Rep	Cpl	Category	Swim	Tr1	Bike	Tr2	Run
883		10:46:24	1363	Azambuja, Alex		BRA	BRA	175	M35-39	58:52	4:32	5:11:48	4:42	4:26:31
884		10:46:25	1725	Wiseman, Megan		USA	USA	31	W30-34	1:10:28	3:43	5:42:54	3:06	3:46:16
885		10:46:33	989	Keg, Jason		HKG	HKG	173	M40-44	1:15:15	4:07	5:23:42	4:54	3:58:37
886		10:46:33	682	Bierey, Dietmar		GER	GER	106	M45-49	1:25:48	3:30	5:14:37	3:30	3:59:10
887		10:46:35	657	Gerber, Stephanus		RSA	RSA	107	M45-49	1:25:18	6:14	5:44:04	4:35	3:26:25
888		10:46:39	1861	Beckmann, Rachel		USA	USA	14	W25-29	1:16:47	4:21	5:34:47	3:42	3:47:04
889		10:46:41	613	Smith, Jeremy		AUS	AUS	108	M45-49	1:04:27	3:58	5:09:57	3:59	4:24:21
890		10:46:42	1142	McClurg, Erica		USA	USA	16	W40-44	1:01:05	4:03	5:44:57	5:45	3:50:54
891		10:46:44	731	Oliveira, Samuel		BRA	BRA	109	M45-49	1:21:03	4:00	5:35:28	3:12	3:43:02
892		10:46:50	1474	Renshaw, Kerri		GBR	AUS	19	W35-39	1:00:55	3:20	5:32:13	6:54	4:03:30
893		10:47:15	497	Woehrel, Christian		FRA	FRA	53	M50-54	1:15:33	4:07	5:36:10	3:49	3:47:37
894		10:47:20	1676	Li, Shiao Yu		TWN	TWN	32	W30-34	1:15:16	3:16	5:57:23	3:44	3:27:44
895		10:47:31	1454	Wood, Natalie		AUS	AUS	20	W35-39	1:06:44	4:28	5:42:11	2:32	3:51:38
896		10:47:39	667	Pichi, Ricardo		ARG	ARG	110	M45-49	1:08:51	3:09	5:38:01	3:17	3:54:23
897		10:47:56	1058	Pesci, Gianandrea		HKG	HKG	174	M40-44	1:13:38	4:02	5:38:18	3:19	3:48:41
898		10:48:11	678	Anders, John		USA	USA	111	M45-49	1:20:40	3:45	5:36:01	4:57	3:42:51
899		10:48:20	503	Kelson, Greg		AUS	AUS	54	M50-54	1:12:16	3:15	5:35:58	3:37	3:53:16
900		10:48:27	1422	Blunck, Sylvia		GER	GER	21	W35-39	1:09:25	5:27	5:40:47	7:27	3:45:23
901		10:48:29	449	Reghem, Thierry		FRA	FRA	55	M50-54	1:15:38	3:47	5:35:49	4:25	3:48:53
902		10:48:37	1916	Uhlman, Sam		USA	USA	26	M18-24	1:13:26	3:36	5:43:43	4:04	3:43:50
903		10:48:41	1692	Grogan, Kimberly		USA	USA	33	W30-34	1:06:39	4:37	5:52:05	4:19	3:41:03
904		10:49:00	1660	Patterson, Stephen		USA	USA	122	M30-34	1:12:03	3:14	5:11:52	3:11	4:18:41
905		10:49:10	1731	Schneider, Lilli		GER	GER	34	W30-34	1:10:32	3:37	5:31:24	3:23	4:00:15
906		10:49:17	446	Kanne, Stefan		GER	GER	56	M50-54	1:15:49	6:34	5:07:52	3:21	4:15:43
907		10:49:25	1853	Stevens, Alena		GBR	SVK	15	W25-29	1:10:35	2:38	5:40:25	2:50	3:52:59
908		10:49:49	373	Girard, Thierry		FRA	FRA	8	M55-59	1:17:41	3:49	5:26:20	3:37	3:58:24
909		10:49:51	1850	Nyitray, Elizabeth		USA	DOM	16	W25-29	1:09:37	2:48	5:39:34	3:00	3:54:54
910		10:49:59	532	Hart, Ellen		USA	USA	2	W50-54	1:23:12	4:30	5:46:09	2:59	3:33:10
911		10:50:01	414	Blackwell, Jeff		USA	USA	57	M50-54	1:32:10	3:22	5:50:26	3:31	3:20:34
912		10:50:08	962	Breitenbach, Lon		USA	USA	175	M40-44	58:30	3:30	5:24:48	3:57	4:19:25
913		10:50:08	1822	Parker, Michael		USA	USA	77	M25-29	1:09:36	3:53	5:03:32	3:45	4:29:24
914		10:50:24	636	Cote, Rick		USA	USA	112	M45-49	1:13:59	4:39	5:26:47	8:50	3:56:11
915		10:50:29	738	Koster, Jo		HKG	SUI	113	M45-49	1:17:38	4:15	5:22:25	4:03	4:02:10
916		10:50:40	454	Jackel, Rick		AUS	AUS	58	M50-54	1:10:58	4:39	5:41:07	2:58	3:51:00
917		10:51:00	1120	Tokai, Kaori		JPN	JPN	17	W40-44	1:09:45	4:01	5:42:32	3:36	3:51:07
918		10:51:09	348	O'Malley, Russell		GBR	AUS	9	M55-59	1:06:29	5:37	5:55:40	5:11	3:38:13
919		10:51:13	1183	Flanagan, Neil		ARE	GBR	176	M35-39	1:02:12	3:50	5:19:40	4:20	4:21:14
920		10:51:17	679	Karbouski, Mike		USA	USA	114	M45-49	1:16:45	4:11	5:31:06	4:58	3:54:19
921		10:51:19	1632	Thompson, Mark		GBR	GBR	123	M30-34	1:31:16	3:07	5:29:15	3:25	3:44:18
922		10:51:23	585	Suarez, Luis		USA	VEN	115	M45-49	1:14:39	3:11	5:28:08	3:29	4:01:58
923		10:51:28	434	Graham, Doug		USA	USA	59	M50-54	1:10:41	5:05	5:44:55	4:22	3:46:27
924		10:51:28	1485	Lawrence, Amanda		USA	USA	22	W35-39	1:11:25	2:57	5:51:20	2:55	3:42:53
925		10:51:38	1927	Obsitos, Monica		USA	USA	7	W18-24	1:10:02	3:02	5:39:16	3:46	3:55:34
926		10:52:01	806	Spear-Burrows, Gina		CAN	CAN	4	W45-49	1:22:51	3:26	5:41:10	3:39	3:40:56
927		10:52:12	1966	Menter, Andrew		USA	USA	177	M35-39	1:13:47	4:25	5:43:12	4:22	3:46:26
928		10:52:24	1874	Dimichele, Leslie		USA	USA	17	W25-29	1:05:13	3:54	5:48:55	3:27	3:50:58
929		10:52:28	687	Kukta, Stephen		USA	USA	116	M45-49	1:13:13	3:57	5:20:04	3:01	4:12:14
930		10:52:30	1055	Wild, Chris		GBR	GBR	176	M40-44	1:14:41	4:17	5:31:31	4:36	3:57:26
931		10:52:34	1008	Lallemand, Youri		FRA	BEL	177	M40-44	1:06:35	5:57	5:18:12	3:58	4:17:54
932		10:52:46	1464	Boyd, Suzanne		CAN	CAN	23	W35-39	1:08:24	3:04	5:35:57	4:42	4:00:41
933		10:52:50	1480	Barker, Jodie		AUS	AUS	24	W35-39	1:17:53	4:26	5:51:53	4:50	3:33:49
934		10:53:05	789	Jakobsen, Kaisa		DEN	DEN	5	W45-49	1:14:22	4:12	5:40:03	2:49	3:51:41

OVERALL RESULTS


Place	Bla	Time	Numb	Lname	Fname	Cnt	Rep	Cpl	Category	Swim	Tr1	Bike	Tr2	Run
987		10:58:51	1705	Turner, Jamie		USA	USA	40	W30-34	1:15:23	2:10	5:38:56	2:24	4:00:00
988		10:58:52	1431	Woodward, Robyn		RSA	RSA	31	W35-39	1:09:02	5:10	5:50:44	12:16	3:41:41
989		10:58:55	1733	Kaun, Nalani		USA	USA	41	W30-34	59:11	3:23	5:55:27	4:51	3:56:04
990		10:58:57	1667	Kelly, Emily		USA	USA	42	W30-34	1:06:13	5:02	5:49:05	4:00	3:54:39
991		10:58:57	1633	Stueckle, Wolfgang		GBR	GER	130	M30-34	1:11:05	3:12	4:52:06	4:57	4:47:39
992		10:58:59	686	Whyte, Chris		USA	USA	123	M45-49	1:10:01	5:06	5:25:51	4:24	4:13:39
993		10:58:59	601	Canale, Carlos		ARG	ARG	124	M45-49	1:10:43	3:49	5:29:43	3:21	4:11:26
994		10:59:00	425	Yost, Mark		USA	USA	64	M50-54	1:14:50	4:13	5:46:44	3:54	3:49:21
995		10:59:03	797	Robb, Linda		USA	USA	6	W45-49	1:01:44	3:33	5:46:51	4:54	4:02:04
996		10:59:05	574	Lyon, Dave		USA	USA	125	M45-49	1:17:24	4:50	5:17:04	5:33	4:14:16
997		10:59:11	428	Dr. Drechsel, Uwe		GER	GER	65	M50-54	1:29:15	4:12	5:31:54	4:06	3:49:45
998		10:59:15	1027	Oh, Ilhwan		KOR	KOR	181	M40-44	1:19:28	5:05	5:39:10	5:19	3:50:15
999		10:59:17	1409	Landgraff, Todd		USA	USA	183	M35-39	1:10:27	4:27	5:21:56	3:18	4:19:11
1000		10:59:28	1964	McGrath, John		USA	USA	182	M40-44	1:18:39	6:27	5:35:38	4:05	3:54:41
1001		10:59:35	1738	Mueller, Lisa		USA	USA	43	W30-34	1:12:02	3:58	5:59:48	3:38	3:40:10
1002		10:59:42	825	Dunkle, Julie		USA	USA	7	W45-49	1:00:31	3:32	5:35:28	3:31	4:16:42
1003		10:59:45	441	Anthouard, Max		USA	FRA	66	M50-54	1:16:37	2:54	5:21:29	4:23	4:14:24
1004		10:59:51	341	Malo, Jean		BEL	BEL	10	M55-59	1:19:07	5:34	5:31:02	3:12	4:00:58
1005		11:00:15	1511	Sieber, Bryan		USA	USA	131	M30-34	1:13:28	5:27	5:10:51	5:51	4:24:40
1006		11:00:18	1744	Goer, Elizabeth		NZL	NZL	44	W30-34	1:07:12	3:26	5:32:18	3:12	4:14:12
1007		11:00:29	820	Clarke, Angela		AUS	AUS	8	W45-49	1:05:45	3:42	6:00:57	4:10	3:45:58
1008		11:00:31	519	Donnelly, Matt		AUS	AUS	67	M50-54	1:05:54	3:54	5:29:54	6:26	4:14:25
1009		11:00:47	795	Arlander, Bodil		USA	USA	9	W45-49	1:15:47	3:54	5:38:51	4:46	3:57:31
1010		11:00:52	888	Beaver, Dan		USA	USA	183	M40-44	1:12:50	3:45	5:39:11	3:22	4:01:46
1011		11:01:06	671	Hollinger, Warren		USA	USA	126	M45-49	1:14:37	5:30	5:34:38	3:33	4:02:50
1012		11:01:35	1490	Nikolopoulos, Julia		GER	GER	32	W35-39	1:20:55	3:31	5:31:58	3:15	4:01:58
1013		11:01:37	1924	Geiger, Claire		USA	USA	9	W18-24	1:08:00	2:44	5:54:05	3:09	3:53:40
1014		11:01:44	459	Grüber, Johann		AUT	AUT	68	M50-54	1:28:14	4:29	5:50:13	3:28	3:35:21
1015		11:01:49	470	Reynen, Paul		USA	USA	69	M50-54	1:10:49	5:04	5:27:15	4:48	4:13:56
1016		11:02:00	1943	Nourmohamadian, Gina		USA	USA	10	W18-24	1:06:36	4:19	6:11:28	4:48	3:34:51
1017		11:02:14	1846	Sumbal, Marni		USA	USA	22	W25-29	1:08:52	4:12	5:40:38	3:24	4:05:11
1018		11:02:20	1438	Schwieger, Kristin		USA	USA	33	W35-39	1:01:33	4:07	5:34:21	4:33	4:17:48
1019		11:03:06	1359	Voloshin, Vladimir		RUS	RUS	184	M35-39	1:19:25	2:36	5:24:53	3:30	4:12:45
1020		11:03:07	1140	Stern, Stacey		USA	USA	27	W40-44	1:14:19	3:30	5:57:07	4:21	3:43:53
1021		11:03:13	787	Regan, Amy		USA	USA	10	W45-49	1:15:34	4:23	5:51:44	4:46	3:46:47



OVERALL RESULTS

Place	Bla	Time	Numb	Lname	Fname	Cnt	Rep	Cpl	Category	Swim	Tr1	Bike	Tr2	Run
1022		11:03:16	594	Vignes, Emmanuel		FRA	ATF	127	M45-49	1:09:42	4:44	5:19:50	3:02	4:26:00
1023		11:03:26	710	Shirato, Taro		JPN	JPN	128	M45-49	1:02:22	3:23	5:47:34	4:55	4:05:14
1024		11:03:26	995	Yamamoto, Atsushi		JPN	JPN	184	M40-44	1:13:01	5:12	5:34:14	3:16	4:07:44
1025		11:03:35	1470	Repec, Marie		USA	USA	34	W35-39	1:27:52	4:59	5:35:00	4:06	3:51:41
1026		11:03:39	1066	Spencer, Rhys		CAN	CAN	185	M40-44	1:06:40	7:18	5:12:55	8:55	4:27:54
1027		11:03:41	266	Ackermann, Louis		SWI	SUI	1	M60-64	1:26:18	3:05	5:24:59	4:53	4:04:27
1028		11:04:02	1445	Simmons, Michelle		USA	USA	35	W35-39	1:01:12	2:39	5:31:32	4:44	4:23:57
1029		11:04:18	328	McDonald, Kim		USA	USA	11	M55-59	1:02:06	4:07	5:33:09	5:03	4:19:55
1030		11:04:24	1617	Dixon, Matthew		USA	USA	132	M30-34	1:17:41	3:31	5:14:00	2:05	4:27:08
1031		11:04:26	352	Costantino, Larry		USA	USA	12	M55-59	1:14:40	4:25	5:51:34	4:11	3:49:37
1032		11:04:28	672	Enguidanos, Stephen		USA	USA	129	M45-49	1:02:11	4:37	5:54:46	4:12	3:58:43
1033		11:04:35	1621	Jearanai, Jaray		THA	THA	133	M30-34	1:14:34	4:33	5:48:28	5:40	3:51:22
1034		11:04:40	1688	Petross, Kaytee		USA	USA	45	W30-34	1:14:04	4:26	5:52:23	3:47	3:50:01
1035		11:04:46	1881	Clifford, Ashley		USA	USA	23	W25-29	59:22	3:07	6:16:22	4:43	3:41:14
1036		11:04:47	1166	Stefani, Angela		ITA	ITA	28	W40-44	1:22:27	4:16	5:41:11	3:20	3:53:34
1037		11:04:55	306	Valena, Tomas		AUS	AUS	13	M55-59	1:29:33	4:00	5:48:07	2:54	3:40:24
1038		11:04:58	1188	Ward, Matthew		CAN	CAN	185	M35-39	1:17:33	6:36	5:49:44	4:15	3:46:52
1039		11:05:08	1215	De Vos, Glenn		BEL	BEL	186	M35-39	1:04:34	2:50	4:56:44	3:16	4:57:45
1040		11:05:13	1513	Wauthier, John		BEL	BEL	134	M30-34	1:11:57	2:37	5:32:00	2:44	4:15:58
1041		11:05:24	673	Pritchard, Michael		USA	USA	130	M45-49	1:15:16	4:36	5:36:39	4:05	4:04:49
1042		11:05:25	647	Fawcett, Frank		USA	USA	131	M45-49	1:00:14	4:30	5:26:15	7:22	4:27:07
1043		11:05:32	502	Hildebrand, Ralf		GER	GER	70	M50-54	1:26:06	5:09	5:40:01	4:13	3:50:05
1044		11:05:37	355	Porten, Hans		CAN	CAN	14	M55-59	1:05:18	4:18	5:45:22	4:37	4:06:04
1045		11:05:54	605	Crosby, Jeff		USA	USA	132	M45-49	1:18:53	4:28	5:38:33	7:37	3:56:24
1046		11:06:01	1210	Shiflett, Bryan		USA	USA	187	M35-39	1:05:11	2:32	5:13:46	3:15	4:41:19
1047		11:06:16	367	Kobayashi, Kenro		JPN	JPN	15	M55-59	1:28:07	6:11	5:48:01	3:29	3:40:32
1048		11:06:26	1860	Malmkvist, Helene		SWE	SWE	24	W25-29	1:23:24	4:56	5:42:05	6:00	3:50:03
1049		11:06:28	501	Glynn, Tom		USA	USA	71	M50-54	1:29:11	6:36	5:34:56	5:36	3:50:10
1050		11:06:50	1137	Meno, Sue		USA	USA	29	W40-44	1:17:24	5:53	5:50:05	5:58	3:47:32
1051		11:06:59	489	Boulanger, Jean-Luc		AUS	AUS	72	M50-54	1:06:51	3:28	5:32:35	4:28	4:19:39
1052		11:07:11	1076	Adams, Jason		USA	USA	186	M40-44	1:19:01	3:44	6:04:09	8:22	3:31:56
1053		11:07:20	1959	Zucker, David		USA	USA	187	M40-44	1:19:02	3:45	5:36:13	3:18	4:05:04
1054		11:07:31	1159	Bidwell, Theresa		NZL	NZL	30	W40-44	1:06:31	3:59	6:01:28	4:16	3:51:19
1055		11:07:36	327	Ricard, Jacques		CAN	CAN	16	M55-59	1:16:37	8:48	5:39:09	4:18	3:58:46
1056		11:07:39	1941	Ramirez, Madian		MEX	MEX	11	W18-24	1:00:32	3:21	5:52:21	3:45	4:07:42
1057		11:07:41	1710	Albrecht, Lisa		USA	USA	46	W30-34	1:14:43	4:17	5:49:24	4:08	3:55:10
1058		11:07:57	1726	Balentine, Angie		USA	USA	47	W30-34	1:02:08	3:53	6:02:34	4:40	3:54:44
1059		11:08:18	1858	Mathis, Hilary		CAN	NZL	25	W25-29	1:17:24	5:21	5:55:56	4:41	3:44:58
1060		11:08:33	1844	Vaillancourt, Jennifer		CAN	USA	26	W25-29	1:00:18	2:30	5:48:50	5:22	4:11:34
1061		11:08:36	521	Lockey, Ross		NZL	NZL	73	M50-54	1:17:09	5:15	5:35:26	3:33	4:07:14
1062		11:08:38	1368	Takahashi, Hidekazu		JPN	JPN	188	M35-39	1:01:22	2:22	5:27:44	4:07	4:33:05
1063		11:08:40	1945	Kingma, Kelly		USA	USA	12	W18-24	1:09:27	4:17	6:04:26	2:44	3:47:48
1064		11:08:48	1279	Scott, David		USA	CAN	189	M35-39	1:12:43	3:11	5:21:26	6:20	4:25:09
1065		11:09:08	1711	Zavala, Leslie		MEX	MEX	48	W30-34	1:15:06	3:36	5:41:16	3:03	4:06:10
1066		11:09:42	624	Lass, Barry		USA	USA	133	M45-49	1:19:18	3:23	5:54:53	2:55	3:49:15
1067		11:09:49	1053	Plantz, Chad		USA	USA	188	M40-44	1:11:02	3:36	5:22:46	4:52	4:27:35
1068		11:10:21	810	Winsberg, Mimi		USA	USA	11	W45-49	1:14:10	4:45	5:45:05	5:40	4:00:43
1069		11:10:25	1689	Sherlock, Lori		USA	USA	49	W30-34	1:12:11	3:49	5:52:55	4:08	3:57:23
1070		11:10:34	824	Fix, Sara		USA	USA	12	W45-49	1:23:04	3:43	5:48:41	4:07	3:51:01
1071		11:10:51	1743	Kömpf, Rahel		GER	GER	50	W30-34	1:14:24	3:56	5:32:37	5:48	4:14:07
1072		11:10:52	1736	Protat, Marie		FRA	FRA	51	W30-34	1:06:11	3:38	5:54:54	4:07	4:02:03
1073		11:10:59	870	Edstein, Steve		AUS	AUS	189	M40-44	1:09:51	5:50	5:52:53	5:00	3:57:27

OVERALL RESULTS



Place	Bla	Time	Numb	Lname	Fname	Cnt	Rep	Cpl	Category	Swim	Tr1	Bike	Tr2	Run
1126		11:19:07	218	Van Der Linden, Hans		NED	NED	1	M65-69	1:14:11	3:40	5:42:09	4:16	4:14:53
1127		11:19:11	600	Gondre, Philippe		BRA	FRA	144	M45-49	1:05:29	4:57	5:48:04	9:10	4:11:33
1128		11:19:17	827	Nelson, Eve		USA	USA	17	W45-49	1:10:37	4:08	6:03:41	5:28	3:55:25
1129		11:19:20	1504	Goodrick, Chris		AUS	AUS	137	M30-34	1:17:30	5:29	5:33:24	5:09	4:17:49
1130		11:19:24	1127	Schmidt, Angie		USA	USA	35	W40-44	1:14:35	4:12	5:41:21	3:21	4:15:57
1131		11:19:31	1866	Disch, Martina		SWI	SUI	29	W25-29	1:11:05	4:31	5:44:49	4:28	4:14:40
1132		11:19:35	439	Lord, Martin		AUS	AUS	79	M50-54	1:23:07	7:49	6:08:57	9:21	3:30:23
1133		11:19:42	1158	Paige, Becky		USA	USA	36	W40-44	1:04:53	3:18	5:52:19	4:22	4:14:52
1134		11:20:02	809	Hattingh, Mariette		RSA	RSA	18	W45-49	1:24:42	3:49	5:46:53	7:00	3:57:40
1135		11:20:05	567	Tindale Fox, Carmel		CAN	CAN	5	W50-54	1:13:28	5:45	6:10:24	5:40	3:44:49
1136		11:20:13	1718	Rasmussen McKee, Lesley		CAN	CAN	57	W30-34	1:04:58	5:09	5:52:39	5:46	4:11:44
1137		11:20:18	413	Williams, Bruce		USA	USA	80	M50-54	1:01:19	4:18	5:39:52	5:01	4:29:51
1138		11:20:26	476	Messina, Luca		ITA	ITA	81	M50-54	1:21:58	5:45	6:02:46	3:42	3:46:16
1139		11:20:29	819	Thilges, Anne		USA	USA	19	W45-49	1:12:29	3:33	5:45:54	4:29	4:14:06
1140		11:20:31	1777	Mangeon, Mathieu		FRA	FRA	79	M25-29	1:06:22	4:23	5:03:34	4:23	5:01:51
1141		11:20:48	1443	Wenster, Alison		USA	USA	41	W35-39	1:12:51	4:11	5:59:24	5:37	3:58:47
1142		11:20:54	424	Cendon, Juan		ESP	ESP	82	M50-54	1:24:51	3:49	5:37:07	3:31	4:11:38
1143		11:21:03	591	Goodger, Richard		AUS	AUS	145	M45-49	1:35:32	4:56	5:15:43	4:22	4:20:31
1144		11:21:19	1136	Holt-Wilson, Mary		USA	USA	37	W40-44	1:13:41	4:48	5:57:43	4:08	4:01:00
1145		11:21:25	1236	Charles, Lee		GBR	GBR	191	M35-39	1:15:16	2:55	5:24:06	4:55	4:34:15
1146		11:21:26	429	Hill, Richard		USA	USA	83	M50-54	1:16:16	7:14	5:38:45	5:52	4:13:21
1147		11:21:28	1475	Crichton, Pia		USA	USA	42	W35-39	1:20:03	4:25	5:41:50	3:39	4:11:32
1148		11:21:37	1116	Romagnoli, Mary Beth		USA	USA	38	W40-44	1:16:56	5:10	5:52:16	4:50	4:02:27
1149		11:21:37	1107	Roe, Kristen		USA	USA	39	W40-44	1:15:44	5:33	5:59:09	3:35	3:57:38
1150		11:21:39	1944	Lane, Chloe		AUS	AUS	13	W18-24	1:09:36	5:47	5:55:55	6:06	4:04:16
1151		11:22:13	894	Arpke, Joerg		SWI	GER	193	M40-44	1:16:31	4:36	5:50:45	5:06	4:05:16
1152		11:22:51	1559	Catabian II, Ferdinand Lou		PHI	PHI	138	M30-34	1:02:13	5:30	5:58:05	6:57	4:10:08
1153		11:22:53	1459	Wilcox, Jenny		USA	USA	43	W35-39	1:19:05	7:26	5:56:11	5:16	3:54:57
1154		11:23:05	983	Taylor, Marty		USA	USA	194	M40-44	1:22:00	5:29	5:58:19	6:51	3:50:28
1155		11:23:30	1175	Gilmer, Arin		USA	USA	40	W40-44	1:12:18	4:42	5:54:26	4:50	4:07:16
1156		11:23:36	336	Ankele Jr, William P		USA	USA	19	M55-59	1:09:51	4:55	5:56:39	7:35	4:04:37
1157		11:23:42	1471	Uehara, Toshiko		JPN	JPN	44	W35-39	1:05:50	5:28	5:52:31	4:17	4:15:38
1158		11:23:44	275	Brockus, Charlie		USA	USA	6	M60-64	1:10:09	4:55	5:55:17	5:11	4:08:14
1159		11:23:48	1798	Steil, Kenny		USA	USA	80	M25-29	1:22:24	3:02	5:04:22	3:34	4:50:27
1160		11:23:51	1569	Riener, Herbert		AUT	AUT	139	M30-34	1:06:57	3:32	5:27:15	6:35	4:39:34
1161		11:23:56	242	Humboldt, Reinhold		GER	GER	7	M60-64	1:19:50	4:35	5:41:53	3:23	4:14:18
1162		11:24:09	1181	Skilliter, Sara		USA	USA	41	W40-44	1:22:04	5:40	5:51:11	6:02	3:59:14
1163		11:24:15	1173	Mitschke, Alexandra		GER	GER	42	W40-44	1:22:39	3:21	5:40:54	4:52	4:12:32
1164		11:24:17	317	Fitch, Stu		AUS	AUS	20	M55-59	1:02:07	3:56	5:47:34	3:35	4:27:07

OVERALL RESULTS

Place	Bla	Time	Numb	Lname	Fname	Cnt	Rep	Cpl	Category	Swim	Tr1	Bike	Tr2	Run
1165		11:24:18	1420	Carpenter, Rebecca		USA	USA	45	W35-39	58:17	3:16	6:02:27	4:00	4:16:20
1166		11:25:11	572	Cronin-Stagnari, Barbara		USA	USA	6	W50-54	1:02:32	4:08	6:03:37	4:45	4:10:11
1167		11:25:25	1955	Fox, Thomas		GER	GER	146	M45-49	1:46:00	6:01	5:35:13	4:07	3:54:07
1168		11:25:35	1117	Ferreira, Sandra		USA	USA	43	W40-44	1:14:43	4:28	5:51:12	5:02	4:10:13
1169		11:25:41	563	Walker, Lisa		USA	USA	7	W50-54	1:09:33	3:18	6:15:35	3:16	3:54:01
1170		11:25:53	351	Nobili, Aldo		ITA	ITA	21	M55-59	1:12:06	3:23	5:33:31	3:32	4:33:22
1171		11:25:54	1428	Brayman, Andrea		USA	USA	46	W35-39	1:11:06	5:13	5:55:04	6:24	4:08:08
1172		11:25:55	1948	Wernicke, Carl		USA	USA	84	M50-54	1:19:06	4:20	5:51:22	4:56	4:06:12
1173		11:26:00	1698	Nielsen, Kara		USA	USA	58	W30-34	1:16:48	3:33	5:44:32	3:26	4:17:42
1174		11:26:08	599	Nixon, Jason		USA	USA	147	M45-49	1:08:27	4:07	5:48:55	4:08	4:20:33
1175		11:26:10	1935	Bättig, Rahel		SWI	SUI	14	W18-24	1:06:43	3:41	5:50:29	4:21	4:20:58
1176		11:26:11	334	Mayer, Al		USA	USA	22	M55-59	1:15:47	3:31	5:41:55	4:34	4:20:25
1177		11:26:11	1457	Bushnell, Darcy		USA	USA	47	W35-39	1:12:19	4:06	6:32:49	4:22	3:32:37
1178		11:26:15	320	Norris, Randall		USA	USA	23	M55-59	1:17:17	4:23	5:24:31	4:36	4:35:29
1179		11:26:21	392	Rouse, Kimberlee		USA	USA	3	W55-59	1:23:28	4:12	5:59:46	4:27	3:54:31
1180		11:26:23	431	Tsukagoshi, Tatsuya		JPN	JPN	85	M50-54	1:17:32	4:24	6:05:17	4:17	3:54:56
1181		11:26:27	251	Smith, Stephen		USA	USA	8	M60-64	1:08:26	4:40	6:03:13	5:13	4:04:56
1182		11:26:45	427	Grigio, Martin		USA	USA	86	M50-54	1:10:53	4:16	5:49:30	3:13	4:18:55
1183		11:26:46	1922	Reichert, Julia		CAN	CAN	15	W18-24	1:14:07	5:20	6:10:50	4:53	3:51:38
1184		11:27:07	1940	Pereira, Vanessa		POR	POR	16	W18-24	1:14:40	4:23	5:41:00	3:57	4:23:10
1185		11:27:33	1583	Hines, Fred		USA	CAN	140	M30-34	1:04:13	3:00	5:56:50	6:09	4:17:23
1186		11:27:35	1435	Knape, Uta		GER	GER	48	W35-39	1:20:47	4:03	5:52:18	5:01	4:05:29
1187		11:27:56	346	Olsen, Karsten		DEN	DEN	24	M55-59	1:32:13	4:05	5:30:33	4:18	4:16:49
1188		11:28:09	1868	Brown, Sarah		CAN	CAN	30	W25-29	1:15:19	3:12	6:16:51	3:25	3:49:25
1189		11:28:23	782	Reinhardt, Manuela		GER	GER	20	W45-49	1:09:32	4:20	5:32:16	5:46	4:36:30
1190		11:28:24	250	Domoney, Christopher		GBR	GBR	9	M60-64	1:27:37	4:30	5:54:44	4:14	3:57:21
1191		11:28:25	374	Shorter, Mark		CAN	CAN	25	M55-59	1:21:30	4:38	6:03:21	3:37	3:55:21
1192		11:28:37	212	Ewers Jr, Benjamin		USA	USA	2	M65-69	1:23:14	4:53	5:35:39	4:18	4:20:35
1193		11:28:45	370	Southwood, Taunton		GBR	GBR	26	M55-59	1:24:36	7:10	5:21:29	4:53	4:30:40
1194		11:28:48	803	DeBonis, Jeanne		USA	USA	21	W45-49	1:02:34	3:23	5:39:52	3:43	4:39:18
1195		11:29:01	1123	Sayed, Robin		USA	USA	44	W40-44	1:09:51	4:08	5:48:31	7:27	4:19:06
1196		11:29:40	812	Truskett, Merryn		AUS	AUS	22	W45-49	1:06:40	3:33	5:37:40	4:31	4:37:16
1197		11:30:14	1012	Barcia, Joseph		USA	USA	195	M40-44	1:06:54	5:41	5:52:26	7:15	4:17:58
1198		11:30:26	485	Bingham, Stephen		AUS	AUS	87	M50-54	1:10:42	4:26	5:16:21	4:58	4:54:01
1199		11:30:35	1336	Pardo, Federico		COL	COL	192	M35-39	1:12:36	5:41	5:35:27	3:14	4:33:38
1200		11:30:44	1804	Pernitz, Justin		USA	USA	81	M25-29	1:04:45	3:37	5:32:10	5:54	4:44:20
1201		11:31:33	1305	Tayag, Rene Ricardo		PHI	PHI	193	M35-39	1:20:38	5:36	5:42:45	4:25	4:18:11
1202		11:31:40	1441	Glendinning, Karen		GBR	GBR	49	W35-39	1:21:46	4:21	6:06:00	5:30	3:54:04
1203		11:31:48	744	Song, Kangsub		KOR	KOR	148	M45-49	1:15:15	4:13	5:42:36	4:55	4:24:51
1204		11:31:53	1883	Clark, Paul		GBR	GBR	31	M18-24	1:08:13	5:21	5:43:50	6:43	4:27:48
1205		11:32:00	1864	Rodgers, Mallory		USA	USA	31	W25-29	1:17:17	3:14	6:14:37	5:29	3:51:25
1206		11:32:21	689	Curran, Carl		USA	USA	149	M45-49	1:25:55	5:08	5:50:55	5:01	4:05:24
1207		11:32:40	1487	Botelho, Gleise		BRA	BRA	50	W35-39	1:14:08	5:07	6:13:23	5:56	3:54:07
1208		11:32:51	960	Spagnol, Olivier		FRA	FRA	196	M40-44	1:18:28	3:46	5:12:09	4:30	4:54:00
1209		11:32:51	798	Rosati, Valeria		BRA	BRA	23	W45-49	1:08:40	4:36	5:50:33	3:00	4:26:04
1210		11:33:08	1734	Gonzalez, Alessandra		PHI	PHI	59	W30-34	1:09:36	7:14	5:53:23	6:26	4:16:32
1211		11:33:08	967	Gonzalez, Peter Ralph		PHI	PHI	197	M40-44	1:09:13	5:07	5:55:44	6:17	4:16:50
1212		11:33:19	1664	Carlisle, Kurtis		USA	USA	141	M30-34	54:46	5:01	5:47:15	6:25	4:39:54
1213		11:33:24	430	Vanmaele, Luc		BEL	BEL	88	M50-54	1:26:06	3:28	5:51:34	3:39	4:08:39
1214		11:33:26	1118	Naelon, Ashley		USA	USA	45	W40-44	1:15:05	5:24	5:53:16	5:57	4:13:46
1215		11:33:40	1440	Durner, Amanda		USA	USA	51	W35-39	1:06:25	3:49	5:59:30	5:45	4:18:12
1216		11:34:16	1132	Auslander, Gillian		USA	USA	46	W40-44	1:11:44	5:47	5:58:55	6:55	4:10:57

OVERALL RESULTS

Place	Bla	Time	Numb	Lname	Fname	Cnt	Rep	Cpl	Category	Swim	Tr1	Bike	Tr2	Run
1217		11:34:20	565	McMaster, Sue		NZL	NZL	8	W50-54	1:07:51	4:34	5:49:59	4:27	4:27:31
1218		11:34:43	981	Fisher, Frank		USA	USA	198	M40-44	1:04:14	7:10	5:37:20	6:37	4:39:24
1219		11:34:52	350	Baker, Mark		USA	USA	27	M55-59	1:17:52	3:24	5:57:02	2:42	4:13:54
1220		11:35:12	1335	Penna, Marcelo		BRA	BRA	194	M35-39	1:17:29	4:30	6:01:52	4:43	4:06:39
1221		11:35:14	1329	Saito, Joji		JPN	JPN	195	M35-39	1:21:59	5:00	5:47:37	7:01	4:13:39
1222		11:35:22	1139	Barnes, Kristin		USA	USA	47	W40-44	1:20:29	3:33	5:54:32	3:03	4:13:48
1223		11:35:28	146	Kennedy, Geoffrey		USA	PUR	3	MHCycle	1:17:30	2:20	7:42:52	6:45	2:26:03
1224		11:35:31	1595	Decker, James		USA	USA	142	M30-34	1:20:49	4:59	6:06:43	5:05	3:57:58
1225		11:35:52	1138	Langley, Susan		AUS	AUS	48	W40-44	1:10:01	3:00	5:44:31	3:59	4:34:23
1226		11:35:53	875	Haywood, Robin		AUS	AUS	199	M40-44	1:19:47	7:05	5:36:13	6:04	4:26:45
1227		11:36:07	357	Davidson, Larry		USA	USA	28	M55-59	1:19:57	3:55	5:43:33	6:48	4:21:56
1228		11:36:15	785	Neathery, Lee		USA	USA	24	W45-49	1:27:43	3:55	5:47:36	3:35	4:13:27
1229		11:36:17	966	Grilhot, Jerome		USA	USA	200	M40-44	1:14:32	7:00	5:49:18	5:38	4:19:51
1230		11:36:38	405	Smith, Nancy		USA	USA	4	W55-59	1:09:44	6:30	5:42:44	6:26	4:31:15
1231		11:36:38	794	Present, Cindy		USA	USA	25	W45-49	1:21:17	3:36	6:13:42	3:19	3:54:46
1232		11:36:49	364	Olsson, Jan		SWE	SWE	29	M55-59	1:42:11	6:39	5:57:43	4:57	3:45:21
1233		11:36:55	816	Guertin, Mary		USA	USA	26	W45-49	1:39:16	5:02	6:01:59	4:58	3:45:43
1234		11:37:00	507	Aster, Andreas		GER	GER	89	M50-54	1:21:22	4:09	5:34:52	5:19	4:31:21
1235		11:37:03	768	Schaubbruch, Volker		GER	GER	150	M45-49	1:20:10	5:22	5:47:39	3:08	4:20:46
1236		11:37:18	1855	Kielar, Kayla		USA	USA	32	W25-29	1:12:57	3:01	5:47:12	5:10	4:28:59
1237		11:37:26	1906	Fox, Terrence		USA	USA	32	M18-24	1:06:44	4:53	6:31:49	8:21	3:45:41
1238		11:37:39	1488	Frank, Jill		USA	USA	52	W35-39	1:17:47	3:46	6:07:05	3:42	4:05:21
1239		11:37:42	1128	Letac, Valerie		FRA	FRA	49	W40-44	1:23:36	3:56	6:11:55	6:20	3:51:56
1240		11:38:02	1145	Tobiason, Mary		USA	USA	50	W40-44	1:13:10	3:01	5:52:25	3:51	4:25:37
1241		11:38:10	313	Mijwaart, Gerrit		NED	NED	30	M55-59	1:17:02	3:50	5:41:09	4:04	4:32:07
1242		11:38:44	255	Lowe, Kevin		AUS	NZL	10	M60-64	1:35:49	4:43	6:00:29	7:09	3:50:35
1243		11:38:47	1003	Allen, Todd		USA	USA	201	M40-44	1:27:06	8:45	5:48:52	6:40	4:07:26
1244		11:38:55	279	Tout, Richard		CAN	CAN	11	M60-64	1:37:15	4:35	5:55:37	5:08	3:56:22
1245		11:39:01	766	Onishi, Masayuki		JPN	JPN	151	M45-49	1:06:52	3:30	5:31:26	6:23	4:50:53
1246		11:39:22	1163	Ziemer, Erica		USA	USA	51	W40-44	1:13:15	4:11	6:01:50	3:47	4:16:21
1247		11:39:27	263	Brookner, Andrew		USA	USA	12	M60-64	1:28:50	4:41	6:16:28	3:15	3:46:15
1248		11:39:38	796	Kirkham, Maggie		USA	USA	27	W45-49	1:14:38	5:25	5:53:39	6:03	4:19:55
1249		11:39:49	452	Gruber, Peter		AUT	AUT	90	M50-54	1:18:41	4:59	5:58:02	5:08	4:13:01
1250		11:39:51	1424	Barber, Nicky		USA	USA	53	W35-39	1:13:31	6:13	5:39:15	4:19	4:36:36
1251		11:39:59	359	Caiafa, Anthony		AUS	AUS	31	M55-59	1:13:10	5:47	5:28:41	7:22	4:45:02
1252		11:40:03	801	Moya, Beth		USA	USA	28	W45-49	1:25:22	5:32	6:02:52	5:48	4:00:30
1253		11:40:13	1929	Choo, Ling Er		SIN	SIN	17	W18-24	1:13:39	3:40	6:03:20	4:14	4:15:22
1254		11:40:16	254	Song, Mark		USA	USA	13	M60-64	1:08:14	5:25	5:54:33	6:49	4:25:17
1255		11:40:17	807	Jakobljevich, Andrea		GER	AUT	29	W45-49	1:25:52	3:15	6:04:42	4:53	4:01:37
1256		11:40:19	1446	De Schryver, Liesbet		BEL	BEL	54	W35-39	1:04:42	2:20	6:01:51	3:43	4:27:46
1257		11:40:21	1690	Bramann, Jennifer		AUS	AUS	60	W30-34	1:11:05	4:04	6:06:58	4:54	4:13:23
1258		11:40:55	1104	Dagasso, Jane		CAN	CAN	52	W40-44	1:23:23	6:03	5:58:27	5:00	4:08:04
1259		11:41:25	836	Phillips, Ned		SIN	GBR	202	M40-44	1:15:18	3:09	6:00:18	5:54	4:16:47
1260		11:41:28	1308	Fischer, Matthew		USA	USA	196	M35-39	1:07:08	3:42	5:37:01	4:14	4:49:25
1261		11:41:33	483	McIntosh, Peter		USA	USA	91	M50-54	1:13:48	3:45	5:51:08	6:45	4:26:08
1262		11:42:09	535	Van Keulen - Jekel, Yvonne		NED	NED	9	W50-54	1:25:11	4:03	5:50:02	5:00	4:17:54
1263		11:42:29	252	Ritchie, Donn		USA	USA	14	M60-64	1:13:47	5:36	5:46:44	3:36	4:32:48
1264		11:42:32	372	Parker, Michael		USA	USA	32	M55-59	1:16:39	4:46	5:42:09	5:07	4:33:52
1265		11:42:54	1808	Bernatovich, Michael		USA	USA	82	M25-29	1:22:32	7:38	5:55:52	4:03	4:12:53
1266		11:43:20	1925	Engle, Whitney		USA	USA	18	W18-24	1:16:49	4:17	6:07:06	3:46	4:11:25
1267		11:43:38	1108	Collins, Kelly		USA	USA	53	W40-44	1:17:39	3:59	6:21:15	3:15	3:57:33

OVERALL RESULTS

Place	Bla	Time	Numb	Lname	Fname	Cnt	Rep	Cpl	Category	Swim	Tr1	Bike	Tr2	Run
1320		11:53:49	469	Van Skaik, Michael		USA	USA	98	M50-54	1:22:50	4:28	5:43:57	5:18	4:37:19
1321		11:54:07	788	Yajima, Chieko		JPN	JPN	35	W45-49	1:21:43	7:23	6:20:24	5:02	3:59:36
1322		11:54:12	1867	Kreuger, Sylvia		BRA	BRA	34	W25-29	1:19:50	9:21	6:11:55	7:47	4:05:20
1323		11:54:19	793	Brink, Dana		USA	USA	36	W45-49	1:32:05	3:05	6:05:24	5:36	4:08:10
1324		11:54:26	1958	Vandekreeke, Robin		AUS	USA	206	M40-44	1:06:48	4:15	5:58:44	6:10	4:38:30
1325		11:54:32	1640	Welsman, Craig		CAN	CAN	144	M30-34	1:19:37	4:49	6:04:10	6:13	4:19:44
1326		11:54:36	1404	O'Neal, Cameron		USA	USA	199	M35-39	1:10:19	3:56	5:32:09	3:34	5:04:41
1327		11:54:41	1234	Imaye, Scott		JPN	USA	200	M35-39	1:11:51	4:55	6:08:46	4:36	4:24:35
1328		11:54:51	426	Smith, Donald		CAN	CAN	99	M50-54	1:20:58	6:55	5:53:17	6:29	4:27:15
1329		11:55:20	1288	Harrison, Benjamin		USA	USA	201	M35-39	1:13:52	4:05	5:19:35	5:03	5:12:47
1330		11:55:21	800	Franzmann, Miah		AUS	AUS	37	W45-49	1:15:44	5:04	6:01:09	5:23	4:28:02
1331		11:55:47	1921	Rau, Verena		GER	GER	19	W18-24	1:14:23	4:09	5:52:08	4:48	4:40:20
1332		11:55:52	607	Price, Sean		USA	USA	157	M45-49	1:08:53	6:55	6:01:41	6:02	4:32:22
1333		11:56:00	790	Fry, Jill		USA	USA	38	W45-49	1:22:55	3:49	6:04:18	4:37	4:20:23
1334		11:56:05	1915	Webster, Andrew		USA	USA	34	M18-24	1:12:16	3:12	5:45:40	4:31	4:50:27
1335		11:56:33	956	Jeukendrup, Asker		GBR	GBR	207	M40-44	1:32:28	4:47	5:36:46	3:40	4:38:54
1336		11:56:44	879	Valderrabano, Uzziel		MEX	MEX	208	M40-44	57:24	2:35	5:06:52	3:37	5:46:17
1337		11:57:00	1049	Ravaglia, Mark		USA	USA	209	M40-44	1:23:21	5:43	6:18:41	5:49	4:03:27
1338		11:57:05	1150	Ottman, Jodi		USA	USA	60	W40-44	1:19:19	4:18	6:12:47	5:43	4:15:00
1339		11:57:06	612	Valverde, Alex		BRA	BRA	158	M45-49	1:13:04	4:23	5:24:09	10:24	5:05:07
1340		11:57:21	1416	Gabrielse, Tamela		USA	USA	59	W35-39	1:28:01	3:26	5:54:21	3:33	4:28:01
1341		11:57:37	938	Fried, Steven		USA	USA	210	M40-44	1:20:58	7:40	5:48:36	7:43	4:32:43
1342		11:57:53	265	Allemann, Robert		NZL	NZL	18	M60-64	1:26:46	6:11	5:59:38	6:27	4:18:52
1343		11:58:02	619	Greylinger, Gernot		AUT	AUT	159	M45-49	1:14:44	4:07	5:40:35	4:56	4:53:43
1344		11:58:49	345	Saucier, Marc		USA	USA	38	M55-59	1:16:37	8:00	6:05:17	5:30	4:23:27
1345		11:59:00	1170	Churchill, Lorraine		CAN	CAN	61	W40-44	1:12:00	4:27	6:28:44	6:39	4:07:11
1346		11:59:05	1448	Yates, Sarah		GBR	GBR	60	W35-39	1:34:56	6:55	6:21:41	7:15	3:48:20
1347		11:59:29	1453	Bigglestone, Cindy		USA	USA	61	W35-39	1:34:57	3:48	6:14:58	3:11	4:02:37
1348		11:59:50	1423	Hogan, Jenny		USA	USA	62	W35-39	1:24:02	3:31	6:09:57	4:36	4:17:46
1349		11:59:55	1177	Schaffner, Jennifer		USA	USA	62	W40-44	1:27:41	5:08	6:23:15	4:54	3:58:59
1350		12:00:13	314	Waldau, Michael		USA	USA	39	M55-59	1:28:02	5:22	6:31:26	5:19	3:50:07
1351		12:00:15	525	Albrech, Matthias		GER	GER	100	M50-54	1:17:33	5:58	6:06:16	5:42	4:24:47
1352		12:00:47	257	Tsurukawa, Masayoshi		JPN	JPN	19	M60-64	1:39:20	3:56	5:48:57	4:15	4:24:21
1353		12:01:09	1038	Timpke, Dirk		GER	GER	211	M40-44	1:04:51	5:49	5:52:25	5:05	4:53:01
1354		12:02:20	376	LeStrange, Missy		USA	USA	7	W55-59	1:14:13	4:20	6:13:25	5:42	4:24:42
1355		12:02:34	818	Gagnon, Michele		USA	USA	39	W45-49	1:26:16	5:26	6:09:16	4:36	4:17:02
1356		12:02:55	475	Maritati, Giacomo		ITA	ITA	101	M50-54	1:21:30	6:35	6:15:13	5:04	4:14:36
1357		12:04:13	1912	Alvin, Lee		SIN	SIN	35	M18-24	1:41:14	3:41	6:34:04	5:32	3:39:44
1358		12:04:56	544	Reinhart, Jennifer		USA	USA	14	W50-54	1:03:51	4:12	5:57:17	5:57	4:53:41
1359		12:05:43	323	Jizba, Manfred		GER	GER	40	M55-59	1:49:37	3:35	5:52:54	4:55	4:14:44
1360		12:05:53	562	Reed, Pam		USA	USA	15	W50-54	1:29:13	4:23	6:02:26	4:08	4:25:46
1361		12:06:10	484	Fukumoto, Yoshimi		JPN	JPN	102	M50-54	1:43:22	4:18	6:18:19	3:58	3:56:14
1362		12:06:18	1737	Lasserre, Emilie		FRA	FRA	61	W30-34	1:15:41	4:18	6:33:42	4:25	4:08:14
1363		12:07:16	1950	Daggett, David		USA	USA	103	M50-54	1:10:39	4:09	5:41:02	5:33	5:05:54
1364		12:07:54	547	Mitchell, Mary		AUS	AUS	16	W50-54	1:20:25	6:47	6:18:02	4:14	4:18:28
1365		12:08:05	256	Beermann, Ludger		GER	GER	20	M60-64	1:46:06	7:52	5:53:20	6:14	4:14:35
1366		12:08:26	850	Jeffs, Ricky		AUS	AUS	212	M40-44	1:07:40	5:41	5:22:40	9:31	5:22:56
1367		12:08:42	829	Grüsser, Madeleine		AUT	AUT	40	W45-49	1:26:09	3:58	6:13:45	6:37	4:18:16
1368		12:09:37	321	Tanaka, Nobuyuki		JPN	JPN	41	M55-59	1:13:58	3:50	5:47:13	4:27	5:00:10
1369		12:09:46	1491	Shelley, Julie		HKG	USA	63	W35-39	1:13:37	3:30	5:59:11	3:23	4:50:07
1370		12:09:57	759	Schulte, Brent		USA	USA	160	M45-49	1:06:38	3:09	5:51:35	4:56	5:03:40
1371		12:10:08	905	Orton, Robert		GER	GBR	213	M40-44	1:03:06	2:35	5:15:12	3:41	5:45:36

OVERALL RESULTS

Place	Bla	Time	Numb	Lname	Fname	Cnt	Rep	Cpl	Category	Swim	Tr1	Bike	Tr2	Run
1372		12:10:11	1134	Wintgens, Chantal		BEL	BEL	63	W40-44	1:20:05	6:19	6:23:43	4:44	4:15:22
1373		12:10:16	813	Woodward, Allison		USA	USA	41	W45-49	1:18:57	8:30	6:29:43	5:04	4:08:04
1374		12:10:42	1963	Pollmeier, Holger		GER	GER	214	M40-44	1:11:41	3:57	6:07:35	4:25	4:43:06
1375		12:10:48	545	Young, Cheryl		BOT	BOT	17	W50-54	1:02:53	3:59	6:33:20	5:16	4:25:21
1376		12:12:03	1281	Blackmore, Matthew		USA	USA	202	M35-39	1:19:55	7:02	6:25:49	6:23	4:12:56
1377		12:13:01	221	Butterworth, Simon		USA	USA	3	M65-69	1:19:29	7:49	5:48:49	8:34	4:48:21
1378		12:13:13	1338	Deigaard, Jeppe		DEN	DEN	203	M35-39	1:22:01	9:40	5:36:43	5:07	4:59:44
1379		12:13:32	529	Liot, Christine		FRA	FRA	18	W50-54	1:17:25	4:21	5:56:43	4:10	4:50:55
1380		12:13:39	1936	Hofstetter, Annamarie		USA	USA	20	W18-24	1:13:36	4:22	6:25:22	3:55	4:26:26
1381		12:13:51	349	Maru, Tomoji		JPN	JPN	42	M55-59	1:26:01	5:35	6:22:36	7:17	4:12:23
1382		12:14:15	1105	Scheiner, Rachel		USA	USA	64	W40-44	1:18:57	5:09	6:38:53	5:49	4:05:29
1383		12:14:39	767	Manzano, Efraim		USA	PHI	161	M45-49	1:27:12	6:54	6:31:58	6:24	4:02:12
1384		12:15:08	1126	Maciel, Vanuza Regina		BRA	BRA	65	W40-44	1:23:00	3:29	6:23:27	8:06	4:17:08
1385		12:15:20	935	Rosenman, Andrew		USA	USA	215	M40-44	1:23:57	4:17	6:02:12	5:05	4:39:50
1386		12:15:31	559	Barlow, Amanda		CAN	AUS	19	W50-54	1:24:44	4:51	6:32:48	5:41	4:07:28
1387		12:15:45	603	Singson, Kawika Solomon		USA	USA	162	M45-49	1:27:47	5:46	6:23:55	4:26	4:13:53
1388		12:16:18	1952	Beyer, Bill		USA	USA	104	M50-54	1:17:05	3:55	5:50:24	6:43	4:58:13
1389		12:16:34	1059	Reese, Colin		USA	USA	216	M40-44	1:16:09	6:03	5:53:38	7:11	4:53:33
1390		12:16:57	404	Kirker, Jill		CAN	CAN	8	W55-59	1:32:02	6:33	6:21:14	6:33	4:10:37
1391		12:17:08	1732	Hafner, Daniela		GER	GER	62	W30-34	1:12:33	3:48	5:58:34	2:50	4:59:25
1392		12:17:20	530	Sands, Julie		USA	USA	20	W50-54	1:27:17	3:45	6:24:42	3:19	4:18:19
1393		12:17:38	1167	King, Nicola		GBR	GBR	66	W40-44	1:14:40	4:35	5:59:16	4:00	4:55:09
1394		12:18:48	215	Fässler, Hansjörg		SWI	SUI	4	M65-69	1:34:44	4:35	6:04:44	4:00	4:30:47
1395		12:20:16	290	Peters, Carol		CAN	CAN	1	W60-64	1:35:46	5:52	6:31:28	6:39	4:00:33
1396		12:20:19	566	Hummel, Marianne		SWI	SUI	21	W50-54	1:14:07	5:04	6:12:09	7:32	4:41:28
1397		12:20:40	1397	Robles, David		USA	USA	204	M35-39	1:12:12	6:41	5:40:31	8:36	5:12:41
1398		12:21:01	453	Brady, Thomas		USA	USA	105	M50-54	1:27:33	4:52	6:06:25	6:52	4:35:21
1399		12:21:21	906	Cook, William		USA	USA	217	M40-44	1:43:11	11:15	6:10:22	10:18	4:06:17
1400		12:21:36	1668	Bess, Andrea		USA	BRA	63	W30-34	1:15:57	4:31	5:52:41	4:14	5:04:15
1401		12:21:48	629	Klein, Bart		NED	NED	163	M45-49	1:33:28	3:03	6:15:03	6:29	4:23:46
1402		12:21:56	353	Dussler, Klaus		GER	GER	43	M55-59	1:55:51	6:38	6:01:38	8:33	4:09:18
1403		12:22:02	743	Frank, Steven		USA	USA	164	M45-49	1:14:58	6:01	5:55:24	5:18	5:00:24
1404		12:22:35	556	Schosnig, Dietlinde		GER	GER	22	W50-54	1:40:34	5:27	6:40:13	4:39	3:51:43
1405		12:22:42	1481	Botterill, Ashley		USA	USA	64	W35-39	1:14:19	6:30	6:20:59	5:04	4:35:52
1406		12:23:41	384	Sponagle, Elizabeth		USA	USA	9	W55-59	1:37:26	4:30	6:17:24	4:13	4:20:10
1407		12:24:02	139	Meira, Vitor		USA	BRA	145	M30-34	1:14:19	5:37	5:37:48	6:25	5:19:54
1408		12:24:30	1869	Hibbert, Amy		GBR	GBR	35	W25-29	1:21:27	4:48	6:27:27	5:35	4:25:16
1409		12:25:53	1862	Kourtz, Amanda		USA	USA	36	W25-29	1:24:11	5:29	5:35:42	4:37	5:15:56
1410		12:25:55	1541	Du Toit, Stephan		RSA	RSA	146	M30-34	1:35:24	4:58	5:54:03	5:51	4:45:41
1411		12:26:09	1176	Orgill, Michelle		USA	USA	67	W40-44	1:13:33	6:08	6:11:43	6:45	4:48:02



OVERALL RESULTS

Place	Bla	Time	Numb	Lname	Fname	Cnt	Rep	Cpl	Category	Swim	Tr1	Bike	Tr2	Run
1412		12:26:11	555	Lavin, Kristine		USA	USA	23	W50-54	1:32:10	5:34	6:31:08	5:56	4:11:25
1413		12:26:29	486	Herd, Eddie		USA	USA	106	M50-54	1:14:28	5:39	5:46:24	8:10	5:11:51
1414		12:26:37	560	Hofer, Martine		FRA	FRA	24	W50-54	1:32:21	4:32	6:12:13	4:17	4:33:16
1415		12:26:46	253	Pritchard, Sam		MYS	GBR	21	M60-64	1:28:46	6:19	6:04:05	6:31	4:41:08
1416		12:26:52	693	Dunkley, Matthew		USA	USA	165	M45-49	1:42:01	7:41	6:04:01	10:40	4:22:31
1417		12:27:03	751	Klein, Joachim		GER	GER	166	M45-49	1:33:38	4:09	5:54:00	7:48	4:47:29
1418		12:27:30	1956	Baulderstone, James		AUS	AUS	167	M45-49	1:25:21	4:02	6:04:50	4:41	4:48:38
1419		12:27:43	208	Waldrop, Thomas		USA	USA	5	M65-69	1:36:08	5:40	5:47:48	4:23	4:53:47
1420		12:27:53	1962	Ford, Troy		USA	USA	218	M40-44	1:09:04	5:04	6:27:14	6:55	4:39:36
1421		12:29:08	990	Terada, Keith		USA	USA	219	M40-44	59:04	3:21	5:50:49	6:04	5:29:52
1422		12:29:59	280	Dean, Mark		USA	USA	22	M60-64	1:18:34	8:36	6:18:05	9:59	4:34:46
1423		12:30:12	270	Clendenin, Gary		USA	USA	23	M60-64	1:06:56	3:17	5:40:41	5:59	5:33:21
1424		12:30:13	772	Haderle, Don		USA	USA	168	M45-49	1:27:20	9:53	6:22:12	7:40	4:23:09
1425		12:30:19	1942	Holmes, Erin		USA	USA	21	W18-24	54:44	4:02	7:04:22	4:59	4:22:15
1426		12:30:21	630	Clark, Carl		USA	USA	169	M45-49	1:31:10	8:24	6:20:40	6:55	4:23:15
1427		12:31:39	134	Bastianich, Joe		USA	USA	220	M40-44	1:40:21	5:24	6:04:41	7:55	4:33:20
1428		12:32:40	1870	Murphy, Monica		USA	USA	37	W25-29	1:16:26	3:57	6:22:11	3:00	4:47:08
1429		12:32:41	781	Davis, Jo		USA	USA	42	W45-49	1:29:35	6:00	6:23:02	7:02	4:27:05
1430		12:33:27	267	Vrastil, Miroslav		CZE	CZE	24	M60-64	1:24:27	4:38	5:39:07	4:53	5:20:24
1431		12:33:40	249	Guilfoil, Scott		USA	USA	25	M60-64	1:11:46	8:31	6:16:25	9:11	4:47:51
1432		12:33:58	1241	McNamara, Kevin		USA	USA	205	M35-39	1:09:28	5:11	5:43:28	24:33	5:11:20
1433		12:34:24	214	Nobuka, Koji		JPN	JPN	6	M65-69	1:37:32	7:40	6:35:09	6:46	4:07:19
1434		12:34:39	1287	Nauck, Richard		NZL	NZL	206	M35-39	1:18:01	4:28	6:17:27	6:58	4:47:47
1435		12:34:48	1089	Dolan, Ryan		USA	USA	221	M40-44	1:10:14	4:33	6:14:52	4:18	5:00:53
1436		12:35:23	1514	Radcliffe, Rob		USA	USA	147	M30-34	1:09:17	3:57	6:40:41	3:51	4:37:38
1437		12:35:55	1093	Lacrosse, Catherine		USA	USA	68	W40-44	1:13:26	5:15	6:00:19	7:49	5:09:08
1438		12:35:55	1174	Hinterberger, Elke		AUT	AUT	69	W40-44	1:12:22	5:27	6:18:04	13:30	4:46:34
1439		12:35:56	276	Hungate, W Mitch		USA	USA	26	M60-64	1:15:37	4:49	5:58:03	4:55	5:12:33
1440		12:35:59	1701	Lindvall, Emma		SWE	SWE	64	W30-34	1:19:16	4:02	6:29:14	9:27	4:34:01
1441		12:36:05	388	Kaulmann, Karin		GER	GER	10	W55-59	1:37:19	3:27	6:11:02	4:03	4:40:15
1442		12:36:51	332	Bryden, Grant		CAN	CAN	44	M55-59	1:26:27	6:27	6:08:59	7:14	4:47:46
1443		12:38:01	1961	Wong, Matthew		USA	HKG	222	M40-44	1:19:54	4:29	6:23:43	7:08	4:42:50
1444		12:38:05	843	Matchette, Joe		USA	USA	223	M40-44	1:38:08	6:52	5:49:36	6:07	4:57:24
1445		12:38:31	1539	Hromcik, Stephen		USA	USA	148	M30-34	1:19:38	6:54	6:33:43	5:30	4:32:48
1446		12:39:27	869	King, Jon		USA	USA	224	M40-44	1:35:36	5:17	5:49:25	6:43	5:02:27
1447		12:39:49	707	Koeppel, Patrick		SWI	SUI	170	M45-49	1:36:12	7:38	6:01:56	7:12	4:46:52
1448		12:39:49	817	Koeppel, Dorothea		SWI	SUI	43	W45-49	1:36:13	6:52	6:16:40	5:02	4:35:04
1449		12:40:10	1709	Boll, Emily		USA	USA	65	W30-34	1:19:24	10:47	6:33:59	12:09	4:23:53
1450		12:40:36	386	Tibbetts, Cathy		USA	USA	11	W55-59	1:16:57	6:20	6:25:22	8:04	4:43:56
1451		12:40:41	1449	Presecan, Mary		USA	USA	65	W35-39	1:12:17	4:22	6:43:24	4:53	4:35:47
1452		12:40:49	390	Nunes, Marise		BRA	BRA	12	W55-59	1:11:51	9:36	6:46:16	10:52	4:22:16
1453		12:41:10	641	Curry, Mark		USA	USA	171	M45-49	1:10:45	4:47	6:07:12	8:02	5:10:26
1454		12:41:24	1109	Han, Seung Youn		KOR	KOR	70	W40-44	1:19:34	7:48	6:30:46	6:48	4:36:29
1455		12:41:32	259	Kennedy, Denis		RSA	RSA	27	M60-64	1:27:45	5:07	6:29:22	4:09	4:35:10
1456		12:41:34	1023	Fejtek, Paul		USA	USA	225	M40-44	1:35:26	5:22	6:36:53	4:33	4:19:22
1457		12:42:20	339	Van Meter Jr, George		USA	USA	45	M55-59	1:13:24	7:55	6:41:04	5:57	4:34:02
1458		12:42:23	1437	Dolhare, Meredith		USA	USA	66	W35-39	1:32:04	3:59	6:19:27	11:32	4:35:22
1459		12:42:52	1001	Raiguel, Darren		USA	USA	226	M40-44	1:25:35	6:34	6:25:21	7:47	4:37:38
1460		12:43:18	1489	Stenke, Andrea		SWI	GER	67	W35-39	1:33:48	2:59	6:16:55	4:35	4:45:02
1461		12:43:58	520	Uytensu, Wilfred		PHI	PHI	107	M50-54	1:03:21	4:11	6:19:41	7:04	5:09:43
1462		12:44:03	387	Wilson, Maureen		AUS	AUS	13	W55-59	1:30:55	10:23	6:45:27	8:00	4:09:19
1463		12:44:11	651	Di Guiseppe, Louis		USA	USA	172	M45-49	1:03:12	5:00	5:44:41	4:45	5:46:35

OVERALL RESULTS

Place	Bla	Time	Numb	Lname	Fname	Cnt	Rep	Cpl	Category	Swim	Tr1	Bike	Tr2	Run
1568		13:31:37	518	Isabelle, Rob		USA	CAN	111	M50-54	1:20:39	9:28	5:48:39	17:15	5:55:38
1569		13:31:54	971	Ybarra, Steve		USA	USA	239	M40-44	1:43:27	5:38	7:03:31	5:35	4:33:44
1570		13:33:16	1406	Kadzielawski, Marcin		USA	USA	219	M35-39	1:59:46	8:46	6:45:31	6:01	4:33:14
1571		13:33:27	1468	Messenger, Kristen		USA	USA	72	W35-39	1:20:41	8:40	6:41:01	10:06	5:13:01
1572		13:34:01	1198	Schultheis, Ed		USA	USA	220	M35-39	1:34:50	5:22	6:55:11	8:27	4:50:12
1573		13:35:08	1553	Branch, Christopher		USA	USA	152	M30-34	1:22:18	6:17	6:11:50	7:40	5:47:05
1574		13:35:10	382	Moore, Marianne		USA	USA	21	W55-59	1:23:56	7:48	6:36:44	9:21	5:17:22
1575		13:35:45	315	Blakie, Eric		GBR	GBR	54	M55-59	1:25:02	8:50	6:24:38	8:20	5:28:57
1576		13:36:36	814	Soga, Kazue		JPN	JPN	47	W45-49	1:40:36	5:21	6:59:05	7:03	4:44:33
1577		13:36:55	1040	Johnson, Chris		USA	GBR	240	M40-44	1:25:15	11:58	6:52:06	8:04	4:59:35
1578		13:37:02	1946	Baumgartner, Kimberly		USA	USA	73	W35-39	1:27:47	5:53	6:51:50	5:59	5:05:35
1579		13:37:58	1385	Batiste, Corey		USA	USA	221	M35-39	1:27:21	6:17	6:42:48	7:30	5:14:03
1580		13:38:14	402	Ayoub, Arlene		CAN	CAN	22	W55-59	1:27:24	5:56	6:43:56	6:30	5:14:29
1581		13:38:32	400	Remy, Beth		USA	USA	23	W55-59	1:41:09	6:36	6:44:28	10:22	4:55:59
1582		13:39:07	549	Johnston, Sharon		USA	USA	28	W50-54	1:39:30	5:36	6:22:16	9:16	5:22:32
1583		13:39:43	1930	Larrosa Poveda, Vanessa		ESP	ESP	25	W18-24	1:27:58	7:12	6:53:20	5:33	5:05:43
1584		13:39:59	1015	Clancy, Sean		USA	USA	241	M40-44	1:26:16	12:14	6:47:03	13:53	5:00:34
1585		13:40:14	730	Weisker, Michael		GER	GER	184	M45-49	1:24:57	12:53	7:07:21	13:24	4:41:42
1586		13:40:26	1879	Rogers, Christina		USA	USA	40	W25-29	1:14:42	4:13	6:45:32	5:58	5:30:02
1587		13:40:33	233	McCambridge, Chris		USA	USA	2	W65-69	1:32:15	5:41	6:41:01	6:20	5:15:18
1588		13:43:13	1228	McIndoo, Adam		CAN	CAN	222	M35-39	1:18:40	4:42	6:23:17	4:01	5:52:34
1589		13:44:52	292	Hickman, Lynda		CAN	CAN	7	W60-64	1:31:47	6:25	6:55:59	7:23	5:03:19
1590		13:45:01	152	Picardo, Robert		USA	USA	2	PChal.	1:23:30	4:39	5:57:43	11:34	6:07:37
1591		13:45:29	1494	Bell, Sarah		USA	USA	74	W35-39	1:22:35	3:52	5:50:53	5:53	6:22:18
1592		13:47:16	230	Grabow, Natalie		USA	USA	3	W65-69	1:31:33	6:37	6:48:10	6:57	5:14:01
1593		13:47:21	1659	Mertens, Tom		BEL	BEL	153	M30-34	1:24:09	11:47	6:47:23	9:11	5:14:51
1594		13:47:29	493	Zuccaro, Anthony		USA	USA	112	M50-54	1:32:11	7:24	6:59:02	7:15	5:01:38
1595		13:48:22	1871	Osborne, Wendy		USA	USA	41	W25-29	1:36:38	6:27	7:06:47	7:25	4:51:08
1596		13:48:27	433	Howell, Ryan		USA	USA	113	M50-54	1:35:30	4:27	7:15:49	3:33	4:49:11
1597		13:49:34	153	Durbal, Rajesh		USA	TRI	3	PChal.	1:14:00	9:56	6:59:07	7:48	5:18:45
1598		13:50:13	375	Bienvenu, James		USA	USA	55	M55-59	1:35:32	12:24	6:43:52	10:03	5:08:24
1599		13:51:15	646	Kinnunen, Vic		USA	USA	185	M45-49	1:24:13	16:30	6:50:07	12:48	5:07:39
1600		13:54:08	963	Maravelas, Christina		USA	USA	81	W40-44	1:13:17	5:31	6:22:04	7:06	6:06:12
1601		13:55:09	1050	Zulim, Tony		USA	USA	242	M40-44	1:30:21	4:25	6:31:48	8:20	5:40:17
1602		13:55:17	1719	Motloch, Elly		USA	USA	66	W30-34	1:27:49	6:17	7:04:54	13:34	5:02:45
1603		13:55:36	169	Lehr, Walter		GER	GER	3	M70-74	2:00:15	5:03	6:47:28	6:39	4:56:12
1604		13:56:18	1495	Maes, Kristel		USA	BEL	75	W35-39	1:23:20	4:35	6:12:32	10:02	6:05:52
1605		13:56:36	141	Costa, Tara		USA	USA	42	W25-29	1:23:49	16:16	6:50:42	12:45	5:13:06
1606		13:57:44	570	Stannett, Kate		GBR	GBR	29	W50-54	1:23:53	5:28	7:20:21	5:48	5:02:15
1607		14:00:00	305	Leatherbury, Bishop		USA	USA	56	M55-59	1:40:41	12:03	6:43:52	8:41	5:14:45
1608		14:00:58	268	Johnson, Tony		GBR	GBR	35	M60-64	1:28:13	5:10	6:35:49	14:09	5:37:40
1609		14:01:38	232	McKinlay, Karla		AUS	AUS	4	W65-69	1:40:30	8:34	6:56:11	9:22	5:07:04
1610		14:02:12	1784	McKinlay, Robert		USA	USA	87	M25-29	1:16:24	7:39	5:42:22	6:02	6:49:48
1611		14:03:03	1643	Williams, Joey		USA	USA	154	M30-34	1:24:08	7:47	6:34:01	8:48	5:48:21
1612		14:03:32	203	Künzi, Hans		SWI	SUI	13	M65-69	1:31:46	5:36	6:53:03	6:02	5:27:07
1613		14:03:44	366	Greentree, William		USA	USA	57	M55-59	1:37:16	8:48	6:47:03	12:38	5:18:01
1614		14:03:54	557	MacLaurin, Roxanne		CAN	CAN	30	W50-54	1:26:04	5:17	6:20:11	5:29	6:06:55
1615		14:04:03	1447	Grosskopf, Diane		CAN	CAN	76	W35-39	1:40:19	9:31	7:16:12	14:35	4:43:28
1616		14:04:38	207	Ruello, Edmond		FRA	FRA	14	M65-69	1:56:30	7:21	6:31:47	9:42	5:19:19
1617		14:05:04	237	Rach, Cindy		USA	USA	5	W65-69	1:43:32	4:19	6:55:57	3:49	5:17:30
1618		14:07:08	1156	Genay-Smith, Tina		USA	USA	82	W40-44	1:32:12	4:17	7:25:15	7:46	4:57:40
1619		14:07:37	537	Gillum, Rebecca		USA	USA	31	W50-54	1:46:02	6:41	6:28:23	7:13	5:39:19

OVERALL RESULTS

Place	Bla	Time	Numb	Lname	Fname	Cnt	Rep	Cpl	Category	Swim	Tr1	Bike	Tr2	Run
1620		14:09:11	205	Bourdillon, Patrick		USA	USA	15	M65-69	1:34:43	5:56	7:15:14	6:48	5:06:31
1621		14:09:26	456	Codutti, Giorgio		ITA	ITA	114	M50-54	1:45:59	9:50	6:54:09	8:49	5:10:40
1622		14:09:37	661	Heumann, Dirk		GER	GER	186	M45-49	2:08:18	11:14	7:35:50	11:03	4:03:13
1623		14:10:02	1538	Bleackley, Richard		JPN	JPN	155	M30-34	1:16:33	6:52	7:36:22	6:37	5:03:40
1624		14:10:07	1575	Westheimer, Cody		USA	USA	156	M30-34	1:33:37	5:39	6:52:23	11:10	5:27:21
1625		14:10:52	202	Taube, Eric		USA	ISR	16	M65-69	1:24:45	5:03	7:06:15	6:48	5:28:04
1626		14:11:18	396	Wakimoto, Masako		JPN	JPN	24	W55-59	1:58:37	9:56	7:04:12	5:42	4:52:54
1627		14:12:22	849	Werd, Matt		USA	USA	243	M40-44	1:16:20	3:28	5:37:55	5:22	7:09:19
1628		14:12:53	295	Rondou, Cecelia		USA	USA	8	W60-64	1:19:45	7:35	7:22:22	10:57	5:12:16
1629		14:13:23	596	Ouellette, Pierre		CAN	CAN	187	M45-49	1:27:38	7:21	6:47:10	14:18	5:36:58
1630		14:13:43	1144	Vaughan, Antoinette		USA	USA	83	W40-44	1:48:43	6:33	7:23:50	10:00	4:44:40
1631		14:14:22	1070	Gordon, Gregg		USA	USA	244	M40-44	1:40:20	9:19	6:53:36	11:53	5:19:16
1632		14:14:39	1306	Garris, James		USA	USA	223	M35-39	1:22:30	6:51	6:54:36	7:55	5:42:49
1633		14:16:13	864	Palmer, Jerry		USA	USA	245	M40-44	1:34:23	7:03	7:01:08	8:23	5:25:18
1634		14:18:40	135	MacCallum, Brian		USA	USA	246	M40-44	1:45:05	11:30	7:08:09	14:41	4:59:17
1635		14:18:48	1232	Fransson, Par		SWE	SWE	224	M35-39	1:38:32	2:54	5:29:37	3:28	7:04:19
1636		14:19:04	1427	Chambers, Cindy		USA	USA	77	W35-39	1:25:08	8:08	7:12:06	8:21	5:25:22
1637		14:20:15	379	Rosen, Patricia		USA	USA	25	W55-59	1:32:10	5:47	7:02:44	8:30	5:31:05
1638		14:21:07	1585	Woo, Wily		USA	USA	157	M30-34	1:50:59	6:40	6:52:33	10:08	5:20:49
1639		14:21:37	1199	Lieberman, Jonathan		USA	USA	225	M35-39	1:40:25	13:29	6:25:53	12:58	5:48:53
1640		14:22:38	464	Moran, Jim		USA	USA	115	M50-54	1:32:17	8:17	6:33:57	8:13	5:59:56
1641		14:23:41	1190	Acosta, Brian		USA	USA	226	M35-39	1:36:39	6:48	7:12:10	9:09	5:18:57
1642		14:24:15	216	Honeychurch, Denis		USA	USA	17	M65-69	1:31:49	7:49	6:17:39	6:59	6:20:01
1643		14:28:00	197	Spreitzgrabner, Richard		AUT	AUT	18	M65-69	1:45:52	4:43	6:36:43	6:32	5:54:11
1644		14:28:23	526	Swaneveld, Tony		USA	USA	116	M50-54	1:36:22	6:47	6:57:07	6:06	5:42:03
1645		14:28:25	674	Mitlewski, Gregor		GER	GER	188	M45-49	1:18:04	5:43	6:44:03	6:23	6:14:13
1646		14:28:57	258	Park, David		USA	USA	36	M60-64	1:23:45	6:05	6:45:34	8:04	6:05:31
1647		14:29:28	173	Kobayashi, Tatsuo		JPN	JPN	4	M70-74	1:46:20	9:29	7:17:31	7:18	5:08:51
1648		14:29:58	1829	Sloan, Richard		USA	USA	88	M25-29	1:24:30	7:19	6:57:48	6:18	5:54:04
1649		14:30:22	1078	Wilson, Jamey		USA	USA	247	M40-44	1:32:00	5:10	6:37:43	9:43	6:05:49
1650		14:30:38	858	Gleason, Scott		USA	USA	248	M40-44	1:29:09	8:00	6:59:35	9:29	5:44:27
1651		14:32:59	1730	Roohi, Molly		USA	USA	67	W30-34	1:10:35	3:32	5:54:21	6:33	7:17:59
1652		14:33:46	534	McNary, Sharon		USA	USA	32	W50-54	1:47:20	10:04	7:22:39	6:56	5:06:49
1653		14:34:21	618	Lang, Andrew		AUS	AUS	189	M45-49	1:17:37	5:47	6:36:17	9:53	6:24:49
1654		14:35:22	568	Herd, Belinda		USA	USA	33	W50-54	1:33:50	5:59	6:58:40	10:13	5:46:42
1655		14:35:34	1095	Scheel, Monica		USA	USA	84	W40-44	1:40:52	8:37	6:49:59	9:14	5:46:54
1656		14:36:17	606	Avalos, Francisco		USA	USA	190	M45-49	1:40:26	5:08	6:53:01	5:16	5:52:27
1657		14:37:08	492	Vargas, Luis		USA	USA	117	M50-54	1:02:08	4:17	6:07:08	13:38	7:09:59
1658		14:39:14	293	Goodacre, Mary		CAN	CAN	9	W60-64	1:42:52	7:56	7:20:18	6:57	5:21:12
1659		14:40:33	1372	Robertson, David		USA	USA	227	M35-39	1:34:47	9:38	7:24:05	23:10	5:08:55
1660		14:41:16	1034	Hoover, Brent		USA	USA	249	M40-44	1:32:06	6:16	6:39:25	8:37	6:14:54
1661		14:41:37	283	Crawford, Sally		USA	USA	10	W60-64	1:19:48	5:09	6:56:44	5:43	6:14:15
1662		14:41:53	281	Hamilton, Micheal		USA	USA	37	M60-64	1:46:40	7:41	6:31:53	6:35	6:09:08
1663		14:42:54	1151	Flaman, Crystal		CAN	CAN	85	W40-44	1:34:33	6:31	7:13:05	7:53	5:40:54
1664		14:43:23	231	Tuggle, Lesley		USA	USA	6	W65-69	1:40:05	6:44	7:23:35	6:43	5:26:19
1665		14:43:27	1624	Dulay, Joe		USA	USA	158	M30-34	1:47:26	9:51	6:50:36	7:08	5:48:27
1666		14:43:58	1321	Battle, Wes		USA	USA	228	M35-39	1:30:05	7:05	7:12:37	13:40	5:40:33
1667		14:44:34	234	Gonzales, Valerie		CAN	CAN	7	W65-69	1:54:53	6:26	7:35:25	10:59	4:56:52
1668		14:45:25	311	Brooks, Kemp		USA	USA	58	M55-59	1:32:05	13:12	7:03:10	10:14	5:46:46
1669		14:45:48	389	Alvermann-Buhr, Ingrid		GER	GER	26	W55-59	1:39:19	4:45	7:51:17	5:07	5:05:21
1670		14:45:59	333	Harris, John		USA	USA	59	M55-59	2:09:06	10:17	7:31:18	8:18	4:47:02
1671		14:46:40	1678	Lawson, Carla		AUS	AUS	68	W30-34	1:10:27	3:35	5:26:04	22:59	7:43:37

OVERALL RESULTS

Place	Bla	Time	Numb	Lname	Fname	Cnt	Rep	Cpl	Category	Swim	Tr1	Bike	Tr2	Run
1672		14:47:29	397	Miller, Janet		AUS	AUS	27	W55-59	1:16:34	6:09	7:12:05	13:17	5:59:26
1673		14:48:03	184	Heynert, Bernd		GER	GER	5	M70-74	2:15:37	6:33	7:28:07	9:17	4:48:30
1674		14:49:16	347	Scott, Murray		USA	USA	60	M55-59	1:25:49	8:40	7:12:43	8:25	5:53:40
1675		14:50:05	331	Ruibal, Claude		USA	USA	61	M55-59	1:31:47	5:41	6:42:17	10:49	6:19:32
1676		14:50:32	136	Grieger, Teri		USA	USA	34	W50-54	1:14:59	12:56	7:28:16	9:05	5:45:17
1677		14:52:39	354	Kanemitsu, Roy		USA	USA	62	M55-59	1:51:07	8:50	6:53:47	7:00	5:51:56
1678		14:53:42	198	Priest, Alan		USA	USA	19	M65-69	1:37:03	7:42	7:05:39	9:07	5:54:13
1679		14:55:08	301	Hayes, Barbara		CAN	CAN	11	W60-64	1:32:17	6:51	7:32:46	7:55	5:35:21
1680		14:56:11	199	Reithmeier, Dieter		AUS	AUS	20	M65-69	1:32:04	5:42	6:46:14	7:04	6:25:09
1681		14:56:38	408	Josephson, Michael		USA	USA	118	M50-54	1:37:29	5:56	6:46:02	6:19	6:20:54
1682		14:56:55	553	Hunt, Martha		USA	USA	35	W50-54	1:24:47	8:35	7:01:01	14:24	6:08:10
1683		14:58:47	178	Little, Roger		USA	USA	6	M70-74	1:41:01	5:44	7:16:13	10:19	5:45:32
1684		14:59:39	160	Kojima, Yutaka		JPN	JPN	1	M75-79	1:29:38	7:24	7:33:22	7:52	5:41:24
1685		14:59:48	289	Harmon, Sue		USA	USA	12	W60-64	1:41:56	4:48	7:12:51	6:42	5:53:34
1686		14:59:51	238	Fredericks, Amy		USA	USA	8	W65-69	1:31:03	5:16	6:57:37	8:20	6:17:36
1687		15:01:55	871	Dewald, Stephen		USA	USA	250	M40-44	1:12:26	4:42	6:22:24	7:20	7:15:06
1688		15:06:20	399	Clifton, Sue		USA	USA	28	W55-59	1:40:48	6:39	7:53:52	6:18	5:18:46
1689		15:08:02	190	Eastwood, Raymond		USA	USA	7	M70-74	1:55:12	8:29	7:14:27	6:48	5:43:07
1690		15:09:51	308	Noble, Thomas		USA	USA	63	M55-59	1:40:55	9:42	8:08:47	10:58	4:59:31
1691		15:15:06	1674	Ravaglia, Sylvia		USA	USA	69	W30-34	1:14:51	6:04	6:50:53	8:46	6:54:33
1692		15:15:20	172	Giroux, Edward		USA	USA	8	M70-74	1:40:18	7:07	7:30:54	10:34	5:46:30
1693		15:17:10	365	Pederson, William		USA	USA	64	M55-59	1:25:57	11:08	6:24:56	16:54	6:58:16
1694		15:18:43	550	Rose, Cheryl		USA	USA	36	W50-54	1:14:16	3:47	6:39:13	4:58	7:16:31
1695		15:19:54	933	Nguyen, Paul		USA	USA	251	M40-44	1:21:57	7:39	7:17:19	16:15	6:16:45
1696		15:20:31	1046	Coulson, Peter		AUS	AUS	252	M40-44	1:14:57	4:36	6:46:18	10:28	7:04:14
1697		15:22:02	222	McCaig, Thomas		CAN	CAN	21	M65-69	1:54:10	7:55	7:39:31	8:19	5:32:10
1698		15:23:18	209	Winter, Michael		CAN	GBR	22	M65-69	1:56:02	5:05	6:52:17	5:05	6:24:51
1699		15:23:30	168	Beccamel, Pierre		FRA	FRA	9	M70-74	2:09:27	6:04	7:20:58	8:57	5:38:06
1700		15:27:04	1051	Spencer, Randy		USA	USA	253	M40-44	1:30:48	4:32	7:20:20	5:58	6:25:29
1701		15:27:35	876	Semle, Brad		USA	USA	254	M40-44	1:00:58	5:47	6:47:13	9:56	7:23:43
1702		15:29:29	582	Aspgren, Brad		USA	USA	191	M45-49	1:30:55	11:14	7:19:37	17:49	6:09:55
1703		15:31:51	1566	Gil, Daniel		USA	DOM	159	M30-34	1:25:31	7:23	6:46:22	14:43	6:57:55
1704		15:34:56	166	Weber, John		USA	USA	10	M70-74	1:26:38	9:04	7:24:57	10:59	6:23:20
1705		15:36:52	299	Hanford, Kim		USA	USA	13	W60-64	1:40:21	5:14	7:27:42	8:55	6:14:42
1706		15:37:01	300	Sentz, Judith		USA	USA	14	W60-64	1:25:30	7:31	7:09:43	12:26	6:41:53
1707		15:37:39	899	Sullivan, Dennis		USA	USA	255	M40-44	1:29:12	7:28	7:25:28	10:52	6:24:41
1708		15:37:56	191	Schwartz, Merrill		USA	USA	11	M70-74	1:49:10	6:08	7:07:59	9:17	6:25:24
1709		15:38:51	1671	Sher, Shannon		USA	USA	70	W30-34	1:27:57	4:10	6:38:45	6:56	7:21:05
1710		15:40:04	694	Abernathy, Jeff		USA	USA	192	M45-49	1:23:34	12:11	6:49:14	32:14	6:42:54
1711		15:41:31	792	Finch, Shirlee		USA	USA	48	W45-49	1:39:15	5:06	7:26:42	9:10	6:21:20
1712		15:41:47	883	Banaga, Frank		USA	USA	256	M40-44	1:42:37	9:20	7:58:08	6:59	5:44:45
1713		15:43:26	577	Pluscec, Davor		USA	USA	193	M45-49	1:48:40	7:33	7:10:10	12:01	6:25:03
1714		15:43:34	991	Falck, Juan		SIN	HON	257	M40-44	1:51:58	8:34	7:10:27	9:58	6:22:39
1715		15:45:38	326	Fogasse, Michael		USA	USA	65	M55-59	1:38:23	10:13	7:23:49	7:31	6:25:44
1716		15:46:39	443	Skillett, Jerry		USA	USA	119	M50-54	1:23:07	9:41	7:16:29	7:25	6:49:58
1717		15:50:01	204	Kirley, Brad		USA	USA	23	M65-69	1:45:09	6:24	7:30:26	8:25	6:19:39
1718		15:51:49	225	Woodworth, Cheryl		USA	USA	9	W65-69	1:55:41	6:34	7:30:34	11:25	6:07:37
1719		15:53:18	1673	Burns, Michelle		USA	USA	71	W30-34	2:08:05	6:43	7:53:31	7:01	5:38:00
1720		15:53:32	210	Johnson, Clarence		USA	USA	24	M65-69	1:34:28	8:25	7:45:37	11:41	6:13:22
1721		15:56:31	176	Quirin, Pete		USA	USA	12	M70-74	1:41:28	8:26	7:07:34	11:05	6:48:00
1722		15:58:10	302	Tauber, Gill		RSA	RSA	15	W60-64	1:34:30	11:49	7:42:17	13:00	6:16:37
1723		15:58:47	1903	Yannutz, Brian		USA	USA	37	M18-24	1:36:22	3:51	7:29:39	9:00	6:39:57

OVERALL RESULTS

Place	Bla	Time	Numb	Lname	Fname	Cnt	Rep	Cpl	Category	Swim	Tr1	Bike	Tr2	Run
1724		16:00:05	183	Shiomoto, Toshio		JPN	JPN	13	M70-74	1:57:33	9:35	8:10:44	10:06	5:32:09
1725		16:00:29	180	Nishimura, Yoshiyuki		JPN	JPN	14	M70-74	1:19:21	4:33	8:08:57	6:15	6:21:25
1726		16:04:10	1075	Smith, Andrew		AUS	AUS	258	M40-44	1:18:07	8:30	7:02:32	12:54	7:22:09
1727		16:06:37	213	Woloshan, Ronald		USA	USA	25	M65-69	1:46:49	12:30	7:16:52	11:36	6:38:53
1728		16:08:17	828	Sumic, Ellie		USA	USA	49	W45-49	1:49:41	13:05	7:11:23	12:48	6:41:22
1729		16:11:13	287	Puchalski, Patricia		USA	USA	16	W60-64	1:42:55	10:54	8:03:27	19:59	5:53:59
1730		16:11:20	229	Koester, Ingelore		GER	GER	10	W65-69	1:48:44	5:57	8:02:06	8:06	6:06:30
1731		16:12:32	217	Taylor, Peter		NZL	NZL	26	M65-69	1:50:50	9:35	7:26:54	7:42	6:37:34
1732		16:12:36	575	Annett, Phil		SWI	GBR	194	M45-49	1:37:11	6:03	7:25:18	13:47	6:50:18
1733		16:12:39	363	Lakamp, Jay		USA	USA	66	M55-59	1:55:30	10:53	7:17:36	12:37	6:36:06
1734		16:13:11	723	Monahan, Michael		USA	USA	195	M45-49	1:51:57	13:28	7:41:09	10:30	6:16:09
1735		16:13:28	142	Michelsen, Matthew		USA	USA	259	M40-44	1:37:47	10:33	7:15:32	23:03	6:46:35
1736		16:13:34	1803	Yang, David		USA	USA	89	M25-29	1:35:49	9:10	7:27:59	16:54	6:43:44
1737		16:13:50	226	Bivens, Karin		USA	USA	11	W65-69	1:50:08	10:24	7:35:13	8:15	6:29:53
1738		16:14:25	778	Stuttfeld, Ute		GER	GER	50	W45-49	1:38:45	5:12	7:48:05	6:08	6:36:18
1739		16:17:24	1119	Hendrix, Beverly		USA	USA	86	W40-44	1:27:47	5:50	6:57:05	6:24	7:40:20
1740		16:17:25	1013	Stewart III, Charles		USA	USA	260	M40-44	1:19:43	8:13	6:38:23	48:14	7:22:53
1741		16:17:59	522	Mertens, Anton		USA	USA	120	M50-54	1:31:50	8:08	8:03:25	8:27	6:26:09
1742		16:19:00	170	Tarkington, Al		USA	USA	15	M70-74	1:23:47	8:57	6:45:34	5:37	7:55:07
1743		16:19:11	733	Lem, Darryl		CAN	CAN	196	M45-49	1:45:31	12:55	7:40:27	11:58	6:28:23
1744		16:19:30	294	Totten, Patricia		USA	USA	17	W60-64	1:45:52	5:28	7:47:55	7:06	6:33:11
1745		16:19:33	611	Rodriguez, Orlando		USA	USA	197	M45-49	1:59:16	7:54	7:18:39	9:00	6:44:46
1746		16:20:01	915	Salemson, Jeremy		USA	USA	261	M40-44	1:45:46	10:20	7:42:21	6:50	6:34:46
1747		16:20:15	175	Carlson, Oscar		AUS	AUS	16	M70-74	1:53:32	7:25	8:12:33	9:04	5:57:42
1748		16:21:01	412	Acheson, Cliff		USA	USA	121	M50-54	1:52:10	10:47	7:28:37	16:56	6:32:33
1749		16:22:20	151	Rigsby, Scott		USA	USA	4	PChal.	1:32:39	17:53	7:55:52	19:47	6:16:11
1750		16:24:26	494	Newsome, Jon		USA	USA	122	M50-54	1:32:09	5:45	7:19:48	8:35	7:18:11
1751		16:26:27	158	Linder, Bill		USA	USA	2	M75-79	1:58:54	20:06	7:55:38	14:02	5:57:50
1752		16:28:18	236	Greenberg, Bobbe		USA	USA	12	W65-69	1:59:58	7:08	7:52:07	7:47	6:21:21
1753		16:32:48	340	Orlowski, Dave		USA	USA	67	M55-59	1:35:22	7:34	7:17:14	14:17	7:18:23
1754		16:34:04	171	Hirai, Yshimori		JPN	JPN	17	M70-74	1:37:58	8:39	8:35:36	8:29	6:03:23
1755		16:35:14	187	Bivens, Rodger		USA	USA	18	M70-74	1:40:39	9:10	7:32:16	9:45	7:03:27
1756		16:35:20	1947	Takayasu, Hideki		JPN	JPN	123	M50-54	1:28:31	10:38	8:06:01	11:01	6:39:11
1757		16:36:03	369	Tomminen, Pertti		SWE	SWE	68	M55-59	1:36:11	8:30	8:09:34	12:24	6:29:26
1758		16:39:38	235	Lockett, Ruth		USA	USA	13	W65-69	1:39:21	5:36	7:57:26	8:56	6:48:21
1759		16:40:01	1556	Brady, Dustin		USA	USA	160	M30-34	1:41:04	7:54	7:24:39	17:10	7:09:15
1760		16:41:31	410	Littrell, David		USA	USA	124	M50-54	1:34:27	5:18	8:04:15	6:07	6:51:25
1761		16:44:33	291	Miyamoto, Kiyono		JPN	JPN	18	W60-64	1:47:04	8:10	8:28:56	8:15	6:12:10
1762		16:45:55	181	Hollander, Lew		USA	USA	1	M80+	1:57:44	8:59	7:36:31	6:00	6:56:43
1763		16:45:59	713	Dabbs, Chris		USA	USA	198	M45-49	1:50:29	10:33	7:49:26	11:49	6:43:44
1764		16:47:26	177	Lettner, Tommy		CAN	CAN	19	M70-74	1:50:49	11:51	7:57:06	27:53	6:19:50
1765		16:50:43	156	Cokan, France		USA	SLO	2	M80+	2:08:16	8:56	7:42:22	10:24	6:40:47
1766		16:51:30	155	Roberts, Lyle		USA	USA	3	M80+	1:57:28	6:34	8:03:18	7:03	6:37:10
1767		16:51:56	1418	Hart-Wilson, Desiree		USA	USA	78	W35-39	1:51:33	7:20	8:20:17	8:30	6:24:17
1768		16:53:03	911	Shubert, Timothy		USA	USA	262	M40-44	1:59:40	10:13	7:56:08	10:56	6:36:08
1769		16:55:09	162	Mayer, John		USA	USA	3	M75-79	1:57:05	6:13	8:04:05	9:30	6:38:19
1770		16:56:01	165	Anderson, Harriet		USA	USA	1	W75-79	2:03:02	9:11	7:44:36	10:19	6:48:56
1771		16:57:29	192	Norman, Susan		USA	USA	1	W70-74	2:03:53	11:09	8:08:00	13:02	6:21:27
1772		16:58:39	193	Chambers, Gayla		USA	USA	2	W70-74	2:02:22	10:31	8:09:53	8:54	6:27:02
1773		16:58:59	406	Hermansen, Gary		USA	USA	125	M50-54	1:53:57	8:16	7:33:25	10:29	7:12:54
1774	DNF		15	Van Lierde, Frederik		BEL	BEL		MPRO	51:46	1:51	4:31:19	2:52	
1775	DNF		8	Bell, Luke		USA	AUS		MPRO	51:51	1:44			

OVERALL RESULTS

Place	Bla	Time	Numb	Lname	Fname	Cnt	Rep	Cpl	Category	Swim	Tr1	Bike	Tr2	Run
1776	DNF		3	O'Donnell, Timothy		USA	USA		MPRO	51:53	1:48	5:06:04		
1777	DNF		6	Vanhoenacker, Marino		BEL	BEL		MPRO	51:56	1:48	4:24:11	2:01	
1778	DNF		22	Tollakson, T.J.		USA	USA		MPRO	51:57	1:59			
1779	DNF		13	Hecht, Mathias		SWI	SUI		MPRO	51:57	1:55			
1780	DNF		108	Dibens, Julie		GBR	GBR		WPRO	51:58	2:04	4:44:15	2:55	
1781	DNF		4	Llanos, Eneko		ESP	ESP		MPRO	52:05	2:03	4:46:34		
1782	DNF		20	Hoffman, Ben		USA	USA		MPRO	52:07	1:54	4:32:53	2:42	
1783	DNF		28	Abel, Torsten		USA	GER		MPRO	52:27	1:45			
1784	DNF		119	Zelenkova, Lucie		RSA	CZE		WPRO	52:30	1:53	5:17:58	2:40	
1785	DNF		34	Jammaer, Bert		BEL	BEL		MPRO	52:33	1:50			
1786	DNF		41	White, Matty		AUS	AUS		MPRO	53:42	1:45	4:42:02	2:29	
1787	DNF		14	Brown, Cameron		NZL	NZL		MPRO	53:57	1:47	4:44:46	2:17	
1788	DNF		23	Vernay, Patrick		NCL	FRA		MPRO	55:56	1:56			
1789	DNF		17	Schildknecht, Ronnie		SWI	SUI		MPRO	55:56	1:58	4:40:08	2:32	
1790	DNF		21	Weiss, Michael		USA	AUT		MPRO	57:21	2:19	4:25:18	2:33	
1791	DNF		121	Bevilaqua, Kate		AUS	AUS		WPRO	58:50	2:20			
1792	DNF		120	Goos, Sofie		BEL	BEL		WPRO	1:01:05	1:42	6:08:48		
1793	DNF		104	Van Vlerken, Yvonne		AUT	NED		WPRO	1:06:53	1:59	5:23:48		
1794	DNF		122	Loeffler, Kim		USA	USA		WPRO	1:07:01	2:19	5:22:42	2:50	
1795	DNF		1622	Violin, Ciro		BRA	BRA		M30-34	54:54	2:29	5:05:03	4:32	
1796	DNF		1597	Buerssner, Martin		GER	GER		M30-34	56:13	2:04	4:52:54	3:07	
1797	DNF		1512	Gasparian, Pierre		FRA	FRA		M30-34	57:14	2:15	5:12:47	4:17	
1798	DNF		1749	Platero, Miguel		ESP	ESP		M25-29	57:23	4:03	4:54:29	3:09	
1799	DNF		1758	Russell, Robert		AUS	AUS		M25-29	58:33	5:03	5:26:27	5:07	
1800	DNF		1343	Tesar, Bernd		AUT	AUT		M35-39	58:54	2:03	4:48:47	2:50	
1801	DNF		1739	Smith, Jessica		USA	USA		W30-34	59:13	3:12			
1802	DNF		1532	Gonzalez, Eduardo		BRA	BRA		M30-34	1:00:24	2:42	5:13:08	4:03	
1803	DNF		970	Sellars, Andrew		CAN	CAN		M40-44	1:00:44	2:58	5:05:23	3:10	
1804	DNF		1195	Vonach, Thomas J		AUT	AUT		M35-39	1:00:45	3:03	5:05:26		
1805	DNF		1205	Pavoni, Ronan		PAN	PAN		M35-39	1:01:47	2:02	5:08:02	3:08	
1806	DNF		1783	Hammerle, Markus		AUT	AUT		M25-29	1:01:48	2:11			
1807	DNF		1790	Meewes, Chris		USA	USA		M25-29	1:02:25	3:30	5:15:21		
1808	DNF		706	Nieper, Ulrich		GER	GER		M45-49	1:02:41	2:32	5:20:19	4:32	
1809	DNF		890	Yujiri, Junya		JPN	JPN		M40-44	1:03:35	3:33	5:04:34	5:30	
1810	DNF		893	Strain, James		USA	USA		M40-44	1:03:58	4:44			
1811	DNF		771	Peeters, Chris		USA	USA		M45-49	1:05:21	4:31	5:06:02	3:54	
1812	DNF		1191	Henderson, Penn		USA	USA		M35-39	1:07:08	4:14	5:09:47	3:27	
1813	DNF		1094	Fox, Susan		USA	USA		W40-44	1:07:09	4:34	5:51:07	8:20	
1814	DNF		1687	Angerer, Dominique		AUT	AUT		W30-34	1:07:11	3:18	5:40:37	3:40	
1815	DNF		1031	Shelden, Brian		USA	USA		M40-44	1:10:07	1:47	5:28:31	2:47	
1816	DNF		542	Williams, Robyn		USA	USA		W50-54	1:10:16	13:14	6:49:42		
1817	DNF		714	McArdle, Gary		USA	USA		M45-49	1:10:28	5:05	5:38:49	5:21	
1818	DNF		1310	Hansen, Maxim		CAN	CAN		M35-39	1:10:36	3:27			
1819	DNF		1914	Abbene, Mike		USA	USA		M18-24	1:10:46	3:49	5:43:03	2:38	
1820	DNF		1442	Greenfield, Lisa		GBR	GBR		W35-39	1:11:10	5:00	5:30:23	4:56	
1821	DNF		1500	Woolston, Spencer		USA	USA		M30-34	1:12:02	3:06	4:44:14	3:37	
1822	DNF		1465	Axelsdottir, Karen		ISL	ISL		W35-39	1:12:41	3:31	5:37:46	6:22	
1823	DNF		465	Lauk, Joern		GER	GER		M50-54	1:13:12	5:28	5:12:56	6:10	
1824	DNF		712	Ciaverella, David		USA	USA		M45-49	1:13:33				
1825	DNF		1781	Truelsen, Morten		DEN	DEN		M25-29	1:13:42	3:19	5:06:09	3:11	
1826	DNF		1691	Berg, Vanessa		USA	USA		W30-34	1:14:20	4:05	5:46:27	4:06	
1827	DNF		186	Fry, James		CAN	CAN		M70-74	1:17:32	6:38	7:34:31	4:47	

OVERALL RESULTS

Place	Bla	Time	Numb	Lname	Fname	Cnt	Rep	Cpl	Category	Swim	Tr1	Bike	Tr2	Run
1828	DNF		211	Machado Gomes, Luiz Renato		BRA	BRA		M65-69	1:20:23	6:51	6:49:40	8:52	
1829	DNF		558	Brunero, Marina		ARG	ARG		W50-54	1:22:57	5:49	6:01:42		
1830	DNF		164	Laramie, Mike		USA	USA		M75-79	1:24:16	7:23	4:45:46		
1831	DNF		531	Yu, Heeran		KOR	KOR		W50-54	1:25:16	5:24	7:13:42	5:28	
1832	DNF		261	Boehm, Bruce		USA	USA		M60-64	1:25:35	10:59			
1833	DNF		274	Levesque, Raymond		CAN	CAN		M60-64	1:28:00	3:38	5:54:07	3:36	
1834	DNF		552	Capper, Colleen		USA	USA		W50-54	1:29:31	5:13	5:47:53		
1835	DNF		200	Winkler, Gotthard		GER	GER		M65-69	1:29:53	5:18	5:51:59	5:45	
1836	DNF		551	Shiba, Yoko		JPN	JPN		W50-54	1:32:20	7:28			
1837	DNF		148	Perez, Andres		SWI	SUI		MHCycle	1:35:10	6:51			
1838	DNF		377	Burgess, Gail		CAN	CAN		W55-59	1:36:26	6:41	6:58:16		
1839	DNF		188	Smith, Dick		USA	USA		M70-74	1:37:37	10:06	7:49:20	11:48	
1840	DNF		167	Nelson, Don		USA	USA		M70-74	1:40:28	8:45	8:09:50	11:31	
1841	DNF		564	Summers, Nancy		USA	USA		W50-54	1:45:35	10:59	8:32:24	9:13	
1842	DNF		159	Tomita, Satoshi		JPN	JPN		M75-79	1:49:36	8:25			
1843	DNF		538	Valero, Enrique		MEX	MEX		M50-54	1:50:22	5:04	6:48:40	7:21	
1844	DNF		154	Scott, Bob		USA	USA		M80+	1:51:48	6:52	7:56:02		
1845	DNF		145	Katz, Susan		USA	USA		WHCycle	1:56:39	8:10			
1846	DNF		194	Galiotta, Maryann		USA	USA		W70-74	1:57:48	7:50			
1847	DNF		224	Dowden, Mary		USA	USA		W65-69	1:58:19	10:55			
1848	DNF		246	Cornwell, Harry		USA	USA		M60-64	2:01:57	10:57			
1849	DNF		304	Porter, Kevin		USA	USA		M55-59	2:02:06	6:38	8:02:46		
1850	DNF		546	Bingham, Nina		USA	USA		W50-54	2:04:16	7:25			
1851	DNF		163	Barfoot, Garth		NZL	NZL		M75-79	2:11:16	9:43	7:59:17		
1852	DNF		284	Bahurinsky, Morgen		USA	USA		W60-64	2:12:56	7:15			
1853	DNF		239	Dreyer, Thomas		USA	USA		M60-64	2:13:08	10:32	7:56:03	16:30	
1854	DNF		383	Colgin, Sharon		USA	USA		W55-59	2:16:21	7:37			
1855	DNF		527	Shaw, Susan		USA	USA		W50-54	2:17:26	8:10			



AGE GROUP RESULTS

Men 18 - 24 Awards

Place	Bla	Time	Numb	Lname	Fname	Cnt	Rep	Swim	Tr1	Bike	Tr2	Run
1		09:09:42	1899	Burton, Matt		AUS	AUS	1:00:41	2:09	4:50:52	2:45	3:13:16
2		09:18:15	1905	Baldwin, Nick		SEY	SEY	1:00:14	2:25	4:54:31	2:35	3:18:32
3		09:19:52	1911	Sander, Elias		GER	GER	59:36	2:51	4:51:33	2:58	3:22:57
4		09:25:10	1882	Gigou, Pierre-Yves		CAN	FRA	1:05:23	2:48	4:56:30	2:40	3:17:52
5		09:28:34	1901	Duffy, Brian		USA	USA	56:18	2:00	5:28:34	3:34	2:58:09
6		09:31:45	1908	Boivin, Frederic		CAN	CAN	1:07:46	3:50	4:59:48	4:48	3:15:34
7		09:39:54	1897	Ebenbichler, Benedikt		AUT	AUT	57:59	2:19	5:02:17	3:08	3:34:13
8		09:51:28	1888	Kassif, Matan		ISR	ISR	1:10:37	2:58	5:18:33	2:33	3:16:49
9		09:52:11	1891	Wagner, Anders		DEN	DEN	1:18:42	2:59	5:17:14	3:08	3:10:09
10		09:55:44	1895	Jastrebsky, Brian		USA	USA	1:11:03	2:51	5:19:48	2:57	3:19:07
11		09:55:46	1913	Frohli, Reto		SWI	SUI	1:08:54	3:49	5:10:24	2:29	3:30:12
12		09:58:56	1919	Solanas, Yoann		FRA	FRA	1:06:54	3:44	4:58:59	3:30	3:45:51
13		10:03:49	1893	Hepworth, Ryan		GBR	GBR	1:02:40	4:36	5:12:44	4:30	3:39:21
14		10:06:35	1909	Young, Chris		CAN	CAN	1:10:10	4:04	4:57:43	6:17	3:48:22
15		10:09:09	1907	O'Neill, Ben		AUS	AUS	1:02:46	1:57	5:02:22	3:15	3:58:51
16		10:09:48	1902	Roth, Jonathan		CAN	CAN	58:52	2:43	5:16:22	3:40	3:48:13
17		10:12:28	1917	Scott, Drew		USA	USA	58:55	2:07	5:48:24	2:23	3:20:42
18		10:12:57	1890	Spoth, Kristopher		USA	USA	1:16:41	5:00	5:15:44	4:02	3:31:32
19		10:13:24	1898	Silva, Luan		BRA	BRA	1:01:07	2:51	5:23:46	3:15	3:42:27
20		10:13:44	1896	Baumann, Nicolai		GER	GER	1:06:41	4:40	5:21:02	5:10	3:36:12
21		10:20:12	1894	Sanson, Chris		NZL	NZL	1:06:28	4:03	4:59:06	5:16	4:05:21
22		10:29:53	1892	Wenzel, Peter		USA	USA	1:22:45	2:43	5:19:35	2:59	3:41:53
23		10:31:18	1886	Atzlinger, Armin		AUT	AUT	1:04:54	5:03	5:35:48	4:25	3:41:11
24		10:41:53	1884	Ansbaugh, Nathan		USA	USA	59:48	3:10	5:30:54	3:40	4:04:23
25		10:45:27	1889	Meissner, Niels		USA	GER	1:00:09	4:14	5:21:20	4:32	4:15:14
26		10:48:37	1916	Uhlman, Sam		USA	USA	1:13:26	3:36	5:43:43	4:04	3:43:50
27		10:54:48	1904	Inch, Matt		USA	USA	56:43	2:48	5:09:52	4:30	4:40:57
28		10:56:55	1887	Hermanson, Mike		USA	USA	1:00:56	3:08	5:20:29	3:18	4:29:07
29		11:16:37	1885	Preston, David		USA	USA	1:03:28	4:19	5:29:01	5:49	4:34:02
30		11:19:05	1910	Kino, Kozo		JPN	JPN	1:01:29	2:36	5:34:26	8:04	4:32:33
31		11:31:53	1883	Clark, Paul		GBR	GBR	1:08:13	5:21	5:43:50	6:43	4:27:48
32		11:37:26	1906	Fox, Terrence		USA	USA	1:06:44	4:53	6:31:49	8:21	3:45:41
33		11:50:31	1918	Perea, Brandon		USA	USA	1:08:51	5:59	5:29:04	4:13	5:02:27
34		11:56:05	1915	Webster, Andrew		USA	USA	1:12:16	3:12	5:45:40	4:31	4:50:27
35		12:04:13	1912	Alvin, Lee		SIN	SIN	1:41:14	3:41	6:34:04	5:32	3:39:44
36		13:15:47	1900	Flanagan, Will		USA	USA	1:29:17	4:40	6:53:45	4:45	4:43:21
37		15:58:47	1903	Yannutz, Brian		USA	USA	1:36:22	3:51	7:29:39	9:00	6:39:57
38	DQ		1914	Abbene, Mike		USA	USA	1:10:46	3:49	5:43:03	2:38	



AGE GROUP RESULTS

Men 25 - 29 Awards

Place	Bla	Time	Numb	Lname	Fname	Cnt	Rep	Swim	Tr1	Bike	Tr2	Run
1		08:59:16	1797	Thorne, Joe		USA	USA	1:04:36	2:36	5:05:22	3:16	2:43:29
2		09:05:10	1755	Haak, Steffen		GER	GER	1:00:28	4:18	4:59:12	2:53	2:58:21
3		09:05:27	1818	Duelsen, Marc		GER	GER	59:50	2:04	4:52:21	2:38	3:08:36
4		09:06:05	1812	Lavery, Michael		USA	USA	1:02:36	3:16	4:48:08	3:27	3:08:40
5		09:09:21	1754	Lueddecke, Kai		GER	GER	1:00:08	6:32	4:38:13	2:18	3:22:12
6		09:11:33	1779	Close, Greg		USA	USA	1:05:20	3:01	4:54:04	2:27	3:06:43
7		09:12:29	1775	Baxter, Sam		GBR	GBR	1:06:43	3:26	4:51:09	2:25	3:08:50
8		09:13:01	1778	Scheall, Brian		USA	USA	1:04:07	2:54	5:02:37	2:42	3:00:44
9		09:13:05	1762	Eichheimer, Stefan		GER	GER	1:00:15	2:50	4:51:46	3:53	3:14:23
10		09:14:07	1826	Beardall, Timothy		AUS	AUS	1:00:53	2:54	4:40:34	2:03	3:27:46
11		09:17:20	1968	Bohach, Adam		USA	USA	1:02:16	2:40	5:02:21	3:39	3:06:25
12		09:18:36	1809	Cochrane, Simon		NZL	NZL	1:04:29	2:16	4:59:53	2:48	3:09:12
13		09:19:43	1813	Wheeler, Patrick		USA	USA	1:01:13	4:11	5:05:49	4:23	3:04:09
14		09:20:04	1786	Muller, Urs		SWI	SUI	1:00:08	2:52	4:56:08	2:23	3:18:35
15		09:20:49	1793	Buckingham, Kyle		GBR	RSA	1:00:18	2:11	4:56:03	3:36	3:18:42
16		09:21:20	1802	Vanhee, Pieter		BEL	BEL	58:51	2:02	4:53:48	2:53	3:23:48
17		09:24:18	1787	Bovee, Grant		USA	USA	1:05:41	3:09	4:49:34	2:44	3:23:12
18		09:25:45	1795	Grigoryev, Alexander		RUS	RUS	55:45	2:47	4:55:45	2:40	3:28:49
19		09:28:23	1785	Williams, Benjamin		USA	USA	1:02:30	2:30	5:11:06	3:20	3:08:58
20		09:28:43	1761	Safrana, Pablo		AUS	AUS	56:19	2:17	5:11:41	2:20	3:16:09
21		09:28:50	1747	Knoepke, Daniel		GER	GER	54:37	2:36	5:10:27	3:08	3:18:04
22		09:29:01	1765	Gionet, Brad		CAN	CAN	55:33	3:37	5:12:04	3:57	3:13:52
23		09:30:30	1806	Garcia, Derek		USA	USA	59:27	2:46	4:51:14	2:43	3:34:23
24		09:31:34	1825	With, Damien		FRA	FRA	1:00:51	2:30	4:50:17	3:14	3:34:44
25		09:32:15	1753	Woodbury, Scott		USA	USA	59:53	4:16	5:17:50	3:13	3:07:05
26		09:33:45	1745	Lebrat, David		FRA	FRA	1:04:17	3:56	5:11:13	4:52	3:09:28
27		09:34:27	1771	Dörmbach, René		GER	GER	1:00:11	2:29	5:00:35	3:15	3:27:59
28		09:34:41	1821	Schröter, Hagen		GER	GER	1:06:40	2:30	5:03:17	4:06	3:18:10
29		09:34:49	1757	Lapinski, Rick		USA	USA	1:06:55	3:27	4:58:25	2:49	3:23:15
30		09:35:34	1817	Goth, Tom		USA	USA	1:04:41	2:52	5:03:35	3:03	3:21:26
31		09:35:47	1769	Klotz, Benjamin		GER	GER	1:04:50	2:33	4:56:32	3:32	3:28:22
32		09:36:39	1828	Williams, Brad		USA	USA	1:04:24	2:49	5:14:51	3:21	3:11:16
33		09:39:51	1773	McNab, Scott		NZL	NZL	1:04:27	2:05	4:58:00	2:42	3:32:38
34		09:40:04	1831	Torres, Santi		ESP	ESP	1:09:34	2:33	5:14:40	5:58	3:07:21
35		09:40:11	1772	Kristensen, Jens		DEN	DEN	1:10:33	3:02	4:56:57	3:34	3:26:07
36		09:40:27	1767	Dimech, Adam		AUS	AUS	59:02	2:13	5:02:43	3:33	3:32:59
37		09:40:40	1836	Louys, Michael		BEL	BEL	1:07:39	3:28	4:55:30	4:44	3:29:22
38		09:42:08	1800	Vincent, Adrian		AUS	AUS	1:07:12	2:41	5:08:26	3:39	3:20:11
39		09:42:18	1756	Anstee, Steven		AUS	AUS	1:06:41	3:20	5:05:32	4:06	3:22:41
40		09:42:41	1791	Calahorra Barrutia, Mikel		ESP	ESP	1:00:06	2:44	5:00:34	3:36	3:35:42
41		09:45:10	1833	Peris, Antoni		ESP	ESP	59:25	4:32	5:01:19	3:43	3:36:13
42		09:46:05	1837	Snyder, D.J.		USA	USA	1:02:41	2:52	5:22:16	2:54	3:15:25
43		09:46:43	1768	Dushac, Lucas		USA	USA	1:00:52	3:25	5:02:59	3:19	3:36:11
44		09:46:45	1759	Sanchez, Mauricio		MEX	MEX	1:12:28	3:56	5:10:56	4:05	3:15:22
45		09:49:27	1750	Yamamoto, Shinji		JPN	JPN	1:06:45	3:55	5:26:27	3:15	3:09:08
46		09:51:54	1816	Hanson, Matthew		USA	USA	1:10:39	4:49	5:17:07	2:53	3:16:28
47		09:52:30	1746	Silva, Samuel		BRA	BRA	1:06:24	2:27	5:26:46	3:23	3:13:32

AGE GROUP RESULTS

Place	Bla	Time	Numb	Lname	Fname	Cnt	Rep	Swim	Tr1	Bike	Tr2	Run
48		09:53:29	1805	Rule, Anthony		AUS	AUS	1:04:22	2:59	5:06:18	3:09	3:36:43
49		09:53:51	1801	Plaisance, Mathieu		CAN	CAN	1:03:12	4:18	5:15:57	3:59	3:26:26
50		09:55:27	1838	D'Ambrosia, Christopher		HKG	HKG	56:23	4:58	5:10:05	7:05	3:36:58
51		09:57:26	1810	Schaaf, Constantin		GER	GER	1:18:38	2:34	5:23:15	4:04	3:08:58
52		09:58:25	1815	Nocera, M. Chris		USA	USA	1:03:53	2:40	5:05:30	2:53	3:43:31
53		09:58:56	1780	Marvin, Gerry		USA	USA	1:00:51	2:38	4:58:22	2:44	3:54:23
54		09:59:35	1748	Killian, Robert		USA	USA	1:14:14	4:05	5:09:05	3:30	3:28:43
55		10:00:09	1824	Severin, John Paul		USA	USA	59:57	2:07	5:03:23	3:55	3:50:48
56		10:04:10	1760	Wolf, Joshua		USA	USA	1:06:48	3:54	5:06:51	3:04	3:43:36
57		10:08:52	1763	Earley, Travis		USA	USA	59:23	3:10	5:15:44	2:53	3:47:43
58		10:08:54	1830	Malinoski, Marc		USA	USA	1:12:19	3:53	5:17:45	3:58	3:31:01
59		10:10:14	1814	Svoboda, Tomas		CZE	CZE	56:22	2:55	5:32:26	2:57	3:35:36
60		10:14:26	1789	Busselot, Dries		BEL	BEL	1:17:25	5:02	5:24:48	6:36	3:20:37
61		10:17:18	1752	Kastelec, Tomaz		SLO	SLO	1:13:51	3:32	5:28:24	3:26	3:28:07
62		10:18:09	1799	Hino, Ken-Ichi		USA	USA	1:00:58	4:05	5:42:24	5:33	3:25:10
63		10:21:00	1827	Nykvist, Johan		SWE	SWE	1:06:32	3:10	5:16:06	3:31	3:51:43
64		10:21:01	1823	Page, Michael		GBR	GBR	1:16:20	5:47	5:32:29	6:09	3:20:18
65		10:21:04	1751	Ribeiro, Bernardo		BRA	BRA	1:01:53	3:02	5:12:14	4:27	3:59:30
66		10:21:37	1792	Beck, Curt		GER	GER	1:03:01	3:36	5:18:32	3:23	3:53:06
67		10:23:49	1835	Suess, Eric		CAN	CAN	1:14:29	3:26	5:01:48	3:22	4:00:45
68		10:23:52	1796	Barnes, Martin		AUS	AUS	1:10:45	3:33	5:14:07	4:54	3:50:35
69		10:25:49	1782	Hern, Blake		USA	USA	1:14:55	4:41	5:19:30	3:51	3:42:54
70		10:26:12	1811	Biessmann, Max		USA	USA	55:36	2:46	5:18:13	3:57	4:05:41
71		10:26:30	1770	Josse, Bertrand		BEL	BEL	1:07:35	6:05	5:24:37	10:07	3:38:09
72		10:32:43	1776	Nilsson, Dennis		SWE	SWE	1:12:27	3:12	5:15:09	3:18	3:58:38
73		10:37:25	1807	Carlson, Wade		CAN	CAN	1:01:55	3:07	5:12:39	3:24	4:16:22
74		10:38:58	1832	Mikkelsen, Dan		USA	USA	1:01:03	3:10	5:43:54	3:53	3:47:01
75		10:40:56	1766	Jones, Adam		CAN	CAN	1:09:12	3:07	5:30:09	3:41	3:54:48
76		10:42:39	1774	Maves, Peter		USA	USA	1:04:38	5:08	5:22:49	6:34	4:03:33
77		10:50:08	1822	Parker, Michael		USA	USA	1:09:36	3:53	5:03:32	3:45	4:29:24
78		10:53:46	1819	Rana Jr., Benjamin		PHI	PHI	1:17:50	2:32	5:26:30	4:01	4:02:54
79		11:20:31	1777	Mangeon, Mathieu		FRA	FRA	1:06:22	4:23	5:03:34	4:23	5:01:51
80		11:23:48	1798	Steil, Kenny		USA	USA	1:22:24	3:02	5:04:22	3:34	4:50:27
81		11:30:44	1804	Pernitz, Justin		USA	USA	1:04:45	3:37	5:32:10	5:54	4:44:20
82		11:42:54	1808	Bernatovich, Michael		USA	USA	1:22:32	7:38	5:55:52	4:03	4:12:53
83		11:44:33	1764	Rodriguez, Ramon		PHI	PHI	1:28:47	4:13	5:55:25	5:59	4:10:10
84		11:45:32	1834	Quirk, Chris		AUS	NZL	1:06:21	8:09	5:51:46	8:23	4:30:56
85		11:47:46	138	Riley, Roy		USA	USA	1:13:30	4:39	5:52:18	6:57	4:30:24
86		13:11:17	1820	Yokoyama, Brent		USA	USA	1:06:26	15:18	6:20:49	8:33	5:20:12
87		14:02:12	1784	McKinlay, Robert		USA	USA	1:16:24	7:39	5:42:22	6:02	6:49:48
88		14:29:58	1829	Sloan, Richard		USA	USA	1:24:30	7:19	6:57:48	6:18	5:54:04
89		16:13:34	1803	Yang, David		USA	USA	1:35:49	9:10	7:27:59	16:54	6:43:44
90	DNF		1749	Platero, Miguel		ESP	ESP	57:23	4:03	4:54:29	3:09	
91	DNF		1758	Russell, Robert		AUS	AUS	58:33	5:03	5:26:27	5:07	
92	DNF		1783	Hammerle, Markus		AUT	AUT	1:01:48	2:11			
93	DNF		1790	Meewes, Chris		USA	USA	1:02:25	3:30	5:15:21		
94	DNF		1781	Truelsen, Morten		DEN	DEN	1:13:42	3:19	5:06:09	3:11	

AGE GROUP RESULTS

Men 30 - 34 Awards

Place	Bla	Time	Numb	Lname	Fname	Cnt	Rep	Swim	Tr1	Bike	Tr2	Run
1		08:48:44	1616	Diederens, Bas		NED	NED	54:42	2:00	4:51:07	2:23	2:58:34
2		08:58:31	1610	Shearon, Jonathan		USA	USA	59:09	2:59	4:47:38	3:07	3:05:38
3		08:58:50	1608	Fink, Mario		AUT	AUT	57:16	2:57	4:44:50	2:29	3:11:20
4		09:01:40	1586	Wienbreier, Daniel		GER	GER	1:00:49	3:10	4:46:58	2:58	3:07:47
5		09:01:43	1564	Griffiths, Rob		GBR	GBR	1:02:32	2:58	4:46:24	2:33	3:07:17
6		09:02:03	1625	Gardner, Andy		USA	USA	53:13	2:34	4:54:18	2:35	3:09:25
7		09:02:56	1509	Imrie, Andrew		CAN	CAN	57:23	2:05	4:56:43	3:05	3:03:43
8		09:03:11	1536	Hemet, Nicolas		FRA	FRA	59:18	2:44	4:46:44	2:20	3:12:06
9		09:04:56	1499	Sloan, Chuck		USA	USA	1:01:00	2:54	5:00:35	3:01	2:57:28
10		09:06:29	1563	Bourguet, Benoit		BEL	BEL	57:24	2:27	4:55:53	3:13	3:07:33
11		09:06:54	1576	Ferreira Da Silva Neto, An		BRA	BRA	57:09	2:41	4:52:56	2:38	3:11:31
12		09:09:51	1560	Coppock, Xavier		AUS	AUS	1:04:09	3:24	4:43:40	3:14	3:15:27
13		09:11:29	1581	Dewilde, Michel		BEL	BEL	1:03:30	2:37	4:58:51	3:21	3:03:12
14		09:11:45	1549	Schroeder, Andreas		GER	GER	1:01:20	3:08	4:46:48	4:39	3:15:52
15		09:11:47	1588	Schnur, Sean		USA	USA	1:11:27	2:47	4:53:07	3:13	3:01:16
16		09:11:53	1570	Cotter, Ben		CAN	CAN	59:13	2:22	4:51:38	2:32	3:16:09
17		09:11:56	1502	Richard, Jean-Baptiste		FRA	FRA	1:02:10	2:30	4:51:54	2:46	3:12:37
18		09:12:16	1518	Harrison, Luke		AUS	AUS	53:29	3:05	5:01:09	3:03	3:11:32
19		09:13:43	1598	Bosl, Michael		USA	USA	1:07:07	3:19	4:51:40	3:58	3:07:40
20		09:14:26	1636	Veenstra, Jacob		NED	NED	1:02:45	2:59	4:47:37	2:53	3:18:13
21		09:14:35	1653	Vekemans, Glenn		BEL	BEL	1:07:57	2:35	4:44:04	2:06	3:17:55
22		09:16:08	1638	Carter, Brett		AUS	AUS	53:05	1:45	4:59:32	2:35	3:19:13
23		09:16:22	1642	Sluckis, Rinalds		LVA	LVA	1:06:05	2:31	4:42:55	2:30	3:22:23
24		09:16:47	1589	Mannweiler, Daniel		GER	GER	1:04:19	2:11	4:57:21	2:42	3:10:15
25		09:17:17	1607	Holderbaum, Chad		USA	USA	1:00:46	2:21	4:55:01	2:36	3:16:35
26		09:17:48	1630	Creasy, Rob		NZL	NZL	57:50	3:19	4:59:08	2:47	3:14:46
27		09:18:09	1550	Roye, Lionel		FRA	FRA	1:00:38	1:49	5:00:42	2:16	3:12:46
28		09:18:23	1544	Christenson, B.J.		USA	USA	57:18	2:01	5:13:28	3:14	3:02:24
29		09:18:34	1591	Ureta, Pablo		SWI	ARG	58:20	2:05	5:00:01	7:22	3:10:48
30		09:18:51	1515	Alvarez Gomez, Ivan		ESP	ESP	1:02:34	2:57	5:06:20	2:54	3:04:08
31		09:19:25	1551	Mueller, Bjoern		GER	GER	1:03:48	3:12	4:53:14	2:36	3:16:37
32		09:19:39	1577	Cornman, Jeremy		USA	USA	59:12	2:54	5:04:25	3:02	3:10:07
33		09:20:11	1602	Trimmel, Andreas		AUT	AUT	1:06:39	3:20	4:59:12	2:19	3:08:44
34		09:20:23	1528	Dias, Sergio		POR	POR	1:07:00	2:41	4:54:14	4:44	3:11:46
35		09:21:50	1525	Carretero, Julian		ESP	ESP	1:02:23	3:00	5:09:00	2:48	3:04:40
36		09:22:53	1641	Agirresarobe, Aimar		ESP	ESP	1:01:45	2:45	4:55:07	2:43	3:20:36
37		09:23:18	1606	Chapman, Leigh		AUS	AUS	56:23	1:55	5:09:15	2:56	3:12:51
38		09:23:46	1506	Santos, Fabiano		BRA	BRA	57:29	2:53	5:05:00	3:08	3:15:20
39		09:24:24	1603	Dhulst, Michael		TWN	BEL	1:02:56	3:30	5:01:06	2:59	3:13:55
40		09:25:31	1618	Costa, Joao Paulo		BRA	BRA	1:01:17	2:30	5:00:07	3:37	3:18:02
41		09:28:15	1695	Armstrong, Hayden		AUS	AUS	58:12	2:59	5:06:14	3:05	3:17:47
42		09:28:16	1609	Oh, Young Hwan		KOR	KOR	1:06:16	2:59	5:00:22	3:04	3:11:36
43		09:28:17	1507	Villaume, Cyrille		FRA	FRA	1:10:06	3:24	4:58:31	4:47	3:11:31
44		09:28:29	1629	Craft, Matthew		AUS	AUS	58:56	2:39	5:02:05	3:27	3:21:25
45		09:28:57	1665	Winterroth, Benjamin		USA	USA	1:00:43	2:50	5:02:05	2:52	3:20:28
46		09:30:33	1533	Walsh, James		USA	USA	1:07:12	2:15	5:06:14	2:31	3:12:23
47		09:30:50	1554	Eagan, Joseph		USA	USA	1:02:16	2:22	5:07:09	3:06	3:15:59

AGE GROUP RESULTS

Place	Bla	Time	Numb	Lname	Fname	Cnt	Rep	Swim	Tr1	Bike	Tr2	Run
48		09:32:26	1620	Lamoureux, David		USA	USA	59:25	2:47	5:11:05	5:40	3:13:31
49		09:33:12	1520	Kimberley, James		GER	GBR	57:19	2:16	5:02:14	3:07	3:28:17
50		09:33:37	1578	Valencia, Juan		COL	COL	56:21	2:54	5:11:35	3:47	3:19:01
51		09:34:18	1503	Condon, David		USA	IRL	1:05:41	4:35	5:01:03	5:08	3:17:53
52		09:34:46	1662	Rafael, Lao		ESP	ESP	1:00:41	5:47	4:54:23	2:51	3:31:06
53		09:35:15	1590	Bowe, Scott		USA	USA	56:16	2:07	5:05:11	2:28	3:29:15
54		09:35:54	1519	Corrales, Noe		ESP	ESP	1:15:25	3:03	4:58:30	3:09	3:15:48
55		09:35:58	1552	Boruta, Mirek		USA	CZE	59:51	3:11	5:02:05	4:32	3:26:21
56		09:36:47	1527	Raymond, Yann		FRA	FRA	1:02:52	3:05	4:57:35	3:55	3:29:23
57		09:36:50	1649	Esser, Olivier		BEL	BEL	59:48	2:39	4:57:03	3:22	3:33:59
58		09:36:53	1666	Greenfield, Ben		USA	USA	1:01:34	3:39	4:58:19	3:54	3:29:29
59		09:37:13	1657	Colpaert, Bart		BEL	BEL	51:35	2:04	5:02:56	2:55	3:37:44
60		09:38:26	1614	Robertsson, Fredrik		SWE	SWE	1:07:25	2:33	5:08:46	2:45	3:17:00
61		09:39:04	1626	Corredor Panadero, David		ESP	ESP	1:02:35	5:13	5:19:14	4:23	3:07:42
62		09:39:55	1645	Massey, Charley		USA	USA	1:09:18	2:36	5:10:21	2:18	3:15:22
63		09:41:10	1534	Danish, Michael		USA	USA	1:05:32	3:24	5:05:42	6:40	3:19:55
64		09:41:39	1655	Schoelen, Henning		GER	GER	1:02:44	3:36	5:06:29	2:33	3:26:20
65		09:41:50	1650	Bullen, Dirk		BEL	BEL	57:21	2:38	4:42:10	2:43	3:56:59
66		09:41:52	1580	Bradford, Nathan		GBR	GBR	1:00:47	2:30	5:10:20	3:11	3:25:07
67		09:43:22	1523	Johnson, Simon		AUS	AUS	1:06:53	3:40	5:01:44	2:50	3:28:17
68		09:44:27	1587	Schubnell, Andre		GER	GER	1:09:53	3:19	5:16:07	2:50	3:12:19
69		09:44:43	1526	O Gorman, Ivan		IRL	IRL	1:22:25	2:51	5:08:56	2:46	3:07:46
70		09:45:40	1529	Tribendis, Ron		USA	USA	59:55	2:15	5:03:49	3:57	3:35:45
71		09:45:57	1530	Maliszewski III, Thomas		USA	USA	1:09:43	4:12	5:09:21	3:52	3:18:52
72		09:46:02	1648	Codinach, Alberto		ESP	ESP	1:02:33	2:25	5:03:54	2:51	3:34:21
73		09:47:09	1611	Barfoot, Matt		CAN	CAN	1:04:42	3:02	4:59:01	2:58	3:37:28
74		09:47:26	1561	Wachtendonk, Michael		GER	GER	1:06:06	3:13	5:05:26	3:22	3:29:21
75		09:49:06	1558	Nuttman, Jason		AUS	AUS	1:01:40	4:11	5:08:22	4:17	3:30:37
76		09:49:11	1567	Lobato, Cesar		ARG	ARG	1:24:10	2:49	5:00:40	3:10	3:18:24
77		09:50:56	1543	Bullock, Bradley		AUS	AUS	57:57	2:43	4:56:03	2:45	3:51:30
78		09:52:54	1548	Beckwith, Mark		USA	USA	1:07:32	3:29	5:13:39	3:11	3:25:05
79		09:52:55	1628	Mills, Brandon		USA	USA	1:19:28	3:29	5:13:10	2:33	3:14:17
80		09:53:23	1613	Picard, Raynard		MEX	MEX	1:12:03	2:21	5:13:54	3:36	3:21:31
81		09:53:40	1524	Miller, Brett		USA	USA	1:17:04	3:55	5:07:20	4:10	3:21:14
82		09:54:05	1600	Hofmann, Thomas		GER	GER	1:14:17	2:57	5:10:54	2:38	3:23:20
83		09:54:09	1505	Rolet, Barthelemy		CAN	FRA	1:12:11	2:38	5:00:23	3:27	3:35:31
84		09:54:21	1531	Eriksen, Morten		DEN	DEN	1:01:38	2:23	4:56:47	3:20	3:50:16
85		09:54:25	1661	Mauro, Peter		AUS	AUS	57:07	2:06	5:16:09	2:55	3:36:10
86		09:54:28	1615	Garcia, Rafael		BRA	BRA	1:10:02	3:51	5:16:40	2:57	3:20:59
87		09:54:31	1540	Pletschette, Carlo		LUX	LUX	1:03:45	3:32	5:03:59	6:01	3:37:16
88		09:55:03	1658	Neto, Brasilio		BRA	BRA	57:28	3:52	5:16:49	3:53	3:33:03
89		09:55:17	1498	Ramirez, Enrique		MEX	MEX	1:02:06	3:23	5:17:36	3:41	3:28:34
90		09:55:27	1517	Herráiz Adillo, Angel		ESP	ESP	1:13:45	3:38	5:14:26	5:46	3:17:54
91		09:56:11	1573	Sousa, Rafael		BRA	BRA	53:28	2:53	5:06:04	4:33	3:49:14
92		09:57:24	1535	Martin Egea, Ramon		ESP	ESP	1:14:57	4:49	5:13:53	2:51	3:20:56
93		10:00:01	1555	Thompson, Shane		AUS	AUS	1:04:56	2:53	5:15:17	2:26	3:34:31
94		10:01:49	1542	Miranda, Rodrigo		BRA	BRA	1:12:13	5:07	5:33:20	3:54	3:07:17
95		10:02:45	1521	McNeese, Griffin		USA	USA	52:58	3:13	5:17:34	5:58	3:43:03
96		10:02:48	1647	Johnson, Eric		USA	USA	1:14:12	4:48	5:23:19	3:12	3:17:18
97		10:06:53	1651	Froger, Samuel		FRA	FRA	1:03:50	3:17	5:24:16	3:22	3:32:09
98		10:08:01	1594	Riemer, Mario		AUT	AUT	1:21:25	2:44	5:06:41	2:43	3:34:30

AGE GROUP RESULTS

Place	Bla	Time	Numb	Lname	Fname	Cnt	Rep	Swim	Tr1	Bike	Tr2	Run
150		13:22:17	1646	Flartey, Michael		USA	USA	1:31:33	7:04	6:24:47	9:17	5:09:37
151		13:23:04	1627	Pistana, Tommy		USA	USA	1:22:02	6:53	6:55:09	5:53	4:53:09
152		13:35:08	1553	Branch, Christopher		USA	USA	1:22:18	6:17	6:11:50	7:40	5:47:05
153		13:47:21	1659	Mertens, Tom		BEL	BEL	1:24:09	11:47	6:47:23	9:11	5:14:51
154		14:03:03	1643	Williams, Joey		USA	USA	1:24:08	7:47	6:34:01	8:48	5:48:21
155		14:10:02	1538	Bleackley, Richard		JPN	JPN	1:16:33	6:52	7:36:22	6:37	5:03:40
156		14:10:07	1575	Westheimer, Cody		USA	USA	1:33:37	5:39	6:52:23	11:10	5:27:21
157		14:21:07	1585	Woo, Wily		USA	USA	1:50:59	6:40	6:52:33	10:08	5:20:49
158		14:43:27	1624	Dulay, Joe		USA	USA	1:47:26	9:51	6:50:36	7:08	5:48:27
159		15:31:51	1566	Gil, Daniel		USA	DOM	1:25:31	7:23	6:46:22	14:43	6:57:55
160		16:40:01	1556	Brady, Dustin		USA	USA	1:41:04	7:54	7:24:39	17:10	7:09:15
161	DNF		1622	Violin, Ciro		BRA	BRA	54:54	2:29	5:05:03	4:32	
162	DNF		1597	Buerssner, Martin		GER	GER	56:13	2:04	4:52:54	3:07	
163	DNF		1512	Gasparian, Pierre		FRA	FRA	57:14	2:15	5:12:47	4:17	
164	DNF		1532	Gonzalez, Eduardo		BRA	BRA	1:00:24	2:42	5:13:08	4:03	
165	DNF		1500	Woolston, Spencer		USA	USA	1:12:02	3:06	4:44:14	3:37	

Men 35 - 39 Awards

Place	Bla	Time	Numb	Lname	Fname	Cnt	Rep	Swim	Tr1	Bike	Tr2	Run
1		08:50:09	1337	Gyde, Sam		BEL	BEL	1:09:47	2:45	4:38:27	2:23	2:56:48
2		08:58:59	1379	Inkinen, Sami		USA	FIN	1:02:18	2:27	4:40:43	2:07	3:11:26
3		09:03:26	1386	Johnson, Steve		USA	USA	1:02:40	2:42	4:53:12	2:32	3:02:21
4		09:04:48	1377	Israel, Todd		AUS	AUS	56:18	2:39	4:49:19	2:41	3:13:53
5		09:06:39	1243	Pullens, Carlo		NED	NED	1:02:29	3:39	4:50:01	3:01	3:07:30
6		09:06:42	1318	Houzelle, Fabrice		FRA	FRA	1:06:18	2:49	4:53:25	3:00	3:01:12
7		09:06:44	1398	Gärtner, Tobias		GER	GER	1:02:19	2:47	4:51:31	5:32	3:04:36
8		09:07:08	1182	Thomas, Christopher		USA	USA	1:00:17	2:30	4:51:52	2:54	3:09:37
9		09:07:41	1369	Attamimi, Assad		SIN	AUS	1:01:26	2:12	5:01:20	2:19	3:00:26
10		09:09:30	1226	Favre-Felix, Damien		FRA	FRA	1:05:22	4:02	4:30:13	2:34	3:27:21
11		09:10:22	1314	Hola, Tim		USA	USA	54:27	2:24	4:57:43	3:34	3:12:15
12		09:11:50	1256	Pfaehler, Mathias		GER	GER	1:15:08	3:18	4:50:49	3:26	2:59:10
13		09:12:52	1383	Stalder, Sébastien		FRA	FRA	1:01:19	2:40	4:50:36	2:50	3:15:29
14		09:15:32	1251	Cascio, Jamie		SWI	SUI	1:03:19	3:03	4:54:05	3:05	3:12:02
15		09:16:01	1200	Schuster, Patrick		USA	USA	1:09:44	2:58	4:43:39	2:50	3:16:51
16		09:18:53	1389	Ashton, Nathan		AUS	AUS	1:09:57	3:43	4:43:07	2:37	3:19:31
17		09:19:08	1258	Sahm, Marco		GER	GER	1:04:26	2:03	4:59:48	3:45	3:09:08
18		09:19:57	1253	Hilton, Rob		USA	USA	1:10:39	3:40	4:52:59	5:01	3:07:40
19		09:21:24	1331	Bell, Ben		AUS	AUS	1:02:28	2:29	5:10:46	2:55	3:02:48
20		09:22:16	1295	McDevitt, Ed		USA	USA	1:02:43	2:31	4:52:30	3:24	3:21:11
21		09:22:51	1370	Cordovez, Pedro		PAN	PAN	1:01:16	2:13	4:57:47	2:49	3:18:48
22		09:24:16	1202	Viola, Ritch		USA	USA	56:29	2:11	5:03:49	2:55	3:18:54
23		09:24:33	1322	Zavala, Hector		MEX	MEX	1:01:16	2:50	4:57:28	2:48	3:20:13
24		09:25:06	1235	Gimenes, Marco		BRA	BRA	1:15:07	3:30	4:49:07	4:26	3:12:57
25		09:25:18	1309	Pass, Stuart		AUS	AUS	1:04:11	3:08	5:01:49	3:14	3:12:57
26		09:25:22	1365	Barker, Peter		AUS	AUS	59:01	3:05	4:59:23	3:39	3:20:15
27		09:26:01	1402	Blaser, Beat		SWI	SUI	1:02:55	3:43	4:56:22	3:17	3:19:46
28		09:26:24	1247	Winkler, Shaun		RSA	RSA	59:51	2:54	5:00:35	4:12	3:18:54
29		09:26:42	1375	Rochon, Mark		USA	USA	1:00:54	2:13	4:54:37	2:31	3:26:28

AGE GROUP RESULTS

Men 40 - 44 Awards

Place	Bla	Time	Numb	Lname	Fname	Cnt	Rep	Swim	Tr1	Bike	Tr2	Run
1		08:53:26	1025	Zamboni, Andrea		SWI	SUI	1:04:29	3:38	4:35:17	2:13	3:07:51
2		08:54:55	951	Chesney, Curt		USA	USA	59:19	2:19	4:47:10	2:23	3:03:46
3		09:00:15	977	Angst, Wolfgang		GER	GER	1:02:21	3:46	4:50:11	3:39	3:00:20
4		09:01:34	980	Harr, Eric		USA	USA	59:01	3:21	4:46:57	2:40	3:09:37
5		09:05:05	1052	Niederau, Dirk		GER	GER	57:30	2:40	4:45:19	2:51	3:16:45
6		09:09:34	926	Brunold, Thomas		USA	USA	1:07:11	5:46	4:46:47	3:20	3:06:32
7		09:10:37	942	Dunstan, Brett		AUS	AUS	1:06:42	2:44	4:57:14	3:41	3:00:17
8		09:13:38	1036	Invernizzi, Bruno		SWI	SUI	58:58	2:48	5:04:38	2:19	3:04:57
9		09:13:56	947	Molloy, Matt		IRL	IRL	55:40	3:27	4:52:28	3:10	3:19:12
10		09:17:31	1091	Lewis, Matty		AUS	AUS	1:11:48	2:12	4:47:32	3:25	3:12:36
11		09:22:39	946	Jacobson, Troy		USA	USA	1:06:49	3:41	4:59:24	3:18	3:09:28
12		09:24:16	1007	Atkinson, Jim		USA	USA	1:00:54	3:29	4:59:05	2:16	3:18:34
13		09:26:16	945	Philippe, Anthony		FRA	FRA	1:07:42	3:29	5:03:01	3:08	3:08:58
14		09:26:51	961	Schmidt, Dirk		GER	GER	1:04:34	2:16	4:57:04	3:37	3:19:22
15		09:27:03	1021	Simkanin, Martin		SVK	SVK	1:01:58	2:41	5:02:25	3:51	3:16:10
16		09:27:58	978	Hauth, Chris		USA	USA	55:39	2:50	4:52:37	4:10	3:32:43
17		09:29:31	1090	Schubnell, Frank		GER	GER	1:04:22	3:23	5:02:00	3:29	3:16:19
18		09:30:39	885	Hotz, Marcel		SWI	SUI	1:06:28	4:05	4:59:25	2:58	3:17:44
19		09:32:52	965	Junior, Leonidas		BRA	BRA	1:02:10	4:09	5:06:50	4:10	3:15:35
20		09:33:40	1062	Jarrett, Chad		USA	USA	1:09:44	4:04	4:59:28	4:02	3:16:24
21		09:36:18	846	Lewis, Sean		USA	USA	1:11:47	3:15	4:53:56	3:56	3:23:27
22		09:36:44	907	Stoffel, Richard		SWI	SUI	1:11:39	4:12	4:55:39	5:20	3:19:55
23		09:37:29	901	Johnston, Chad		CAN	CAN	1:13:50	3:48	4:47:47	3:11	3:28:55
24		09:37:57	1044	Searle, Jaysen		AUS	AUS	1:04:45	3:20	4:57:12	3:14	3:29:28
25		09:38:00	921	Heizmann, Marc		SWI	SUI	1:04:24	3:35	4:52:15	5:48	3:32:00
26		09:38:01	1035	Shypitka, Robert		CAN	CAN	1:09:42	3:20	5:04:45	2:44	3:17:32
27		09:38:45	908	Depoorter, Yves		BEL	BEL	1:10:06	3:08	5:04:54	4:03	3:16:36
28		09:39:33	1039	Duller, Stefan		AUT	AUT	1:13:07	4:21	5:09:38	3:14	3:09:15
29		09:39:36	1028	Moreton, Lee		NZL	NZL	1:16:32	3:38	4:57:58	7:08	3:14:21
30		09:39:52	1080	Stephens, Reece		AUS	AUS	1:06:34	3:56	4:50:46	4:09	3:34:29
31		09:40:16	847	Flageole, Marc		CAN	CAN	1:07:13	3:08	5:02:01	3:17	3:24:38
32		09:40:31	937	Moreira, Leonardo		BRA	BRA	1:04:08	4:42	5:17:39	4:47	3:09:16
33		09:40:42	934	Skinnerlien, Rune		NOR	NOR	1:02:18	3:29	5:02:11	4:12	3:28:34
34		09:42:47	975	Hon, Chad		USA	USA	1:03:56	3:45	5:01:19	2:38	3:31:11
35		09:42:50	920	Leon, Pedro		ARG	ARG	1:10:08	4:35	5:03:25	5:01	3:19:44
36		09:42:53	969	Schulz, Hans-Peter		GER	GER	1:04:51	3:10	5:03:42	2:36	3:28:37
37		09:43:27	855	Borchardt, Jens		GER	GER	1:01:23	2:43	5:08:07	3:50	3:27:27
38		09:43:33	954	Sauer, Uwe		GER	GER	56:27	3:37	5:00:26	4:18	3:38:48
39		09:43:47	1069	Golliard, Christophe		SWI	SUI	1:07:15	3:26	5:09:23	3:32	3:20:14
40		09:44:02	865	Constans, Arnaud		FRA	FRA	1:09:27	5:30	5:03:29	3:28	3:22:09
41		09:44:11	914	Fieldhack, Jeff		USA	USA	1:04:12	3:10	5:06:40	2:49	3:27:22
42		09:46:31	873	Pinket, Philip		BEL	BEL	1:02:18	3:58	5:17:09	2:41	3:20:26

AGE GROUP RESULTS

Place	Bla	Time	Numb	Lname	Fname	Cnt	Rep	Swim	Tr1	Bike	Tr2	Run
248		14:30:38	858	Gleason, Scott		USA	USA	1:29:09	8:00	6:59:35	9:29	5:44:27
249		14:41:16	1034	Hoover, Brent		USA	USA	1:32:06	6:16	6:39:25	8:37	6:14:54
250		15:01:55	871	Dewald, Stephen		USA	USA	1:12:26	4:42	6:22:24	7:20	7:15:06
251		15:19:54	933	Nguyen, Paul		USA	USA	1:21:57	7:39	7:17:19	16:15	6:16:45
252		15:20:31	1046	Coulson, Peter		AUS	AUS	1:14:57	4:36	6:46:18	10:28	7:04:14
253		15:27:04	1051	Spencer, Randy		USA	USA	1:30:48	4:32	7:20:20	5:58	6:25:29
254		15:27:35	876	Semle, Brad		USA	USA	1:00:58	5:47	6:47:13	9:56	7:23:43
255		15:37:39	899	Sullivan, Dennis		USA	USA	1:29:12	7:28	7:25:28	10:52	6:24:41
256		15:41:47	883	Banaga, Frank		USA	USA	1:42:37	9:20	7:58:08	6:59	5:44:45
257		15:43:34	991	Falck, Juan		SIN	HON	1:51:58	8:34	7:10:27	9:58	6:22:39
258		16:04:10	1075	Smith, Andrew		AUS	AUS	1:18:07	8:30	7:02:32	12:54	7:22:09
259		16:13:28	142	Michelsen, Matthew		USA	USA	1:37:47	10:33	7:15:32	23:03	6:46:35
260		16:17:25	1013	Stewart III, Charles		USA	USA	1:19:43	8:13	6:38:23	48:14	7:22:53
261		16:20:01	915	Salemson, Jeremy		USA	USA	1:45:46	10:20	7:42:21	6:50	6:34:46
262		16:53:03	911	Shubert, Timothy		USA	USA	1:59:40	10:13	7:56:08	10:56	6:36:08
263	DNF		970	Sellars, Andrew		CAN	CAN	1:00:44	2:58	5:05:23	3:10	
264	DNF		890	Yujiri, Junya		JPN	JPN	1:03:35	3:33	5:04:34	5:30	
265	DNF		893	Strain, James		USA	USA	1:03:58	4:44			
266	DNF		1031	Shelden, Brian		USA	USA	1:10:07	1:47	5:28:31	2:47	

Men 45 - 49 Awards

Place	Bla	Time	Numb	Lname	Fname	Cnt	Rep	Swim	Tr1	Bike	Tr2	Run
1		09:12:43	635	Andersen, Bent		DEN	DEN	58:16	2:48	4:57:36	4:45	3:09:20
2		09:17:55	773	Topan, Luiz		BRA	BRA	53:38	2:08	4:59:08	2:33	3:20:31
3		09:23:38	628	Geoghegan, Mark		USA	AUS	1:09:26	3:33	5:04:33	3:49	3:02:19
4		09:24:59	648	Schloegel, Robert		USA	USA	1:02:22	2:59	5:05:29	3:28	3:10:44
5		09:29:52	669	Boyce, Albert		USA	USA	55:22	2:47	5:05:57	3:24	3:22:24
6		09:31:19	700	Schaeren, Daniel		SWI	SUI	1:07:01	5:41	5:01:15	2:50	3:14:33
7		09:36:31	650	Giren, Luc		FRA	FRA	1:03:42	3:32	4:55:59	3:23	3:29:57
8		09:37:35	716	Bernhard, Romano		AUS	AUS	1:05:40	4:40	4:56:55	4:34	3:25:49
9		09:39:08	586	Boyes, David		AUS	AUS	1:07:45	2:26	5:01:55	2:52	3:24:12
10		09:41:53	658	Van Aelst, Rudi		BEL	BEL	1:09:38	2:56	5:08:42	3:31	3:17:07
11		09:43:12	644	Canham, Roger		GBR	GBR	1:10:50	2:53	5:08:11	4:06	3:17:15
12		09:43:28	685	Tundo, Tonino		SWI	SUI	1:08:04	5:28	5:15:01	3:27	3:11:31
13		09:46:57	688	Huss, Erwin		AUT	AUT	1:05:22	3:40	5:01:37	4:13	3:32:07
14		09:47:13	736	Pietrofesa, Mark		USA	USA	57:36	3:39	5:08:38	3:47	3:33:35
15		09:47:30	774	Bonsell, Shawn		USA	USA	56:16	3:31	5:06:21	3:37	3:37:46
16		09:47:36	763	Veldhuis, Bert		NED	NED	1:12:23	3:09	4:59:40	3:09	3:29:16
17		09:47:53	626	Ciarrocchi, Mauro		ITA	ITA	1:03:22	6:16	5:04:13	3:27	3:30:37
18		09:48:58	608	Jones, David		USA	USA	1:09:56	4:20	5:06:42	3:40	3:24:22
19		09:51:04	610	Tanaka, Takeshi		JPN	JPN	1:06:21	3:22	5:33:47	2:54	3:04:41
20		09:51:37	614	Hoerandner, Guenter		AUT	AUT	1:07:12	2:35	5:04:22	3:12	3:34:17
21		09:52:08	705	Sublett, Brett		USA	USA	1:01:57	4:11	5:20:24	3:48	3:21:50
22		09:52:37	765	Ziemann, Markus		GER	GER	1:10:12	3:28	5:13:48	2:50	3:22:20
23		09:53:12	729	Panter, Jörg		GER	GER	1:15:32	3:52	5:16:38	3:58	3:13:14
24		09:53:14	643	Kawashima, Ryuichi		JPN	JPN	1:06:54	3:29	5:17:33	3:26	3:21:54
25		09:55:26	697	Baxter, Graham		GBR	GBR	1:06:21	3:49	4:56:10	5:33	3:43:35
26		09:56:20	590	Breuer, Rainer		GER	GER	1:22:11	3:07	4:56:51	3:28	3:30:45

AGE GROUP RESULTS

Place	Bla	Time	Numb	Lname	Fname	Cnt	Rep	Swim	Tr1	Bike	Tr2	Run
180		13:24:17	1953	Alvarez, Luis		MEX	MEX	1:09:56	6:02	6:27:33	12:48	5:28:00
181		13:24:29	642	Molthen, Dave		USA	USA	1:19:17	7:55	6:50:08	6:54	5:00:16
182		13:28:50	609	Whigham, Steve		CAN	CAN	1:26:20	10:49	6:10:03	15:27	5:26:14
183		13:29:04	640	Kuwaye, Scot		USA	USA	1:51:52	6:39	6:33:09	9:28	4:47:58
184		13:40:14	730	Weisker, Michael		GER	GER	1:24:57	12:53	7:07:21	13:24	4:41:42
185		13:51:15	646	Kinnunen, Vic		USA	USA	1:24:13	16:30	6:50:07	12:48	5:07:39
186		14:09:37	661	Heumann, Dirk		GER	GER	2:08:18	11:14	7:35:50	11:03	4:03:13
187		14:13:23	596	Ouellette, Pierre		CAN	CAN	1:27:38	7:21	6:47:10	14:18	5:36:58
188		14:28:25	674	Mitlewski, Gregor		GER	GER	1:18:04	5:43	6:44:03	6:23	6:14:13
189		14:34:21	618	Lang, Andrew		AUS	AUS	1:17:37	5:47	6:36:17	9:53	6:24:49
190		14:36:17	606	Avalos, Francisco		USA	USA	1:40:26	5:08	6:53:01	5:16	5:52:27
191		15:29:29	582	Aspgren, Brad		USA	USA	1:30:55	11:14	7:19:37	17:49	6:09:55
192		15:40:04	694	Abernathy, Jeff		USA	USA	1:23:34	12:11	6:49:14	32:14	6:42:54
193		15:43:26	577	Pluscec, Davor		USA	USA	1:48:40	7:33	7:10:10	12:01	6:25:03
194		16:12:36	575	Annett, Phil		SWI	GBR	1:37:11	6:03	7:25:18	13:47	6:50:18
195		16:13:11	723	Monahan, Michael		USA	USA	1:51:57	13:28	7:41:09	10:30	6:16:09
196		16:19:11	733	Lem, Darryl		CAN	CAN	1:45:31	12:55	7:40:27	11:58	6:28:23
197		16:19:33	611	Rodriguez, Orlando		USA	USA	1:59:16	7:54	7:18:39	9:00	6:44:46
198		16:45:59	713	Dabbs, Chris		USA	USA	1:50:29	10:33	7:49:26	11:49	6:43:44
199	DNF		706	Nieper, Ulrich		GER	GER	1:02:41	2:32	5:20:19	4:32	
200	DNF		771	Peeters, Chris		USA	USA	1:05:21	4:31	5:06:02	3:54	
201	DNF		714	McArdle, Gary		USA	USA	1:10:28	5:05	5:38:49	5:21	
202	DNF		712	Ciaverella, David		USA	USA	1:13:33				

Men 50 - 54 Awards

Place	Bla	Time	Numb	Lname	Fname	Cnt	Rep	Swim	Tr1	Bike	Tr2	Run
1		09:42:38	440	Mergler, John		AUS	AUS	1:11:49	3:49	5:01:14	4:08	3:21:40
2		09:44:19	468	Blue, Michael		USA	USA	1:16:59	3:31	4:51:37	4:04	3:28:10
3		09:46:14	524	Nugent, Terry		USA	USA	1:05:45	4:00	5:01:39	3:56	3:30:56
4		09:48:53	472	Jones, Eben		USA	USA	57:55	2:53	5:02:43	4:40	3:40:43
5		09:50:32	495	Evans, David		USA	USA	1:05:43	3:53	4:58:20	4:19	3:38:19
6		09:54:34	438	Lewis, Barry		USA	USA	1:16:08	3:20	5:07:47	3:56	3:23:24
7		09:55:41	480	MacLeod, Bill		USA	USA	1:08:43	2:42	5:05:51	2:37	3:35:51
8		09:58:49	466	Buehlow, Peter		CAN	CAN	1:14:35	4:46	5:01:10	3:14	3:35:06
9		10:02:03	458	Maves, Steve		USA	USA	1:16:28	4:13	5:12:15	3:04	3:26:05
10		10:02:23	437	Chalencon, Dominique		FRA	FRA	1:06:32	3:00	4:49:26	4:56	3:58:30
11		10:04:02	505	Morreau, Philip		NZL	NZL	1:01:06	3:35	5:04:01	3:28	3:51:53
12		10:05:14	513	Welch, Kyle		USA	USA	1:00:35	3:00	5:15:00	3:54	3:42:47
13		10:09:06	444	Wacker, Roger		USA	USA	1:04:45	3:40	5:03:43	3:47	3:53:13
14		10:09:21	509	Dunn, Chris		AUS	AUS	1:15:44	3:56	5:25:56	6:01	3:17:46
15		10:10:50	420	Angelastri, Sandro		SWI	SUI	1:13:27	2:30	5:04:54	2:45	3:47:17
16		10:13:01	511	Weinberg, Mark		USA	USA	1:14:34	4:14	5:20:01	3:36	3:30:39
17		10:13:11	416	Garnitschnig, Reinhold		AUT	AUT	1:08:40	3:05	5:19:12	3:59	3:38:16
18		10:13:30	482	Beauregard, Alan		USA	USA	1:10:24	3:35	5:22:22	3:34	3:33:36
19		10:13:56	498	Piesanen, Tapio		FIN	FIN	1:21:47	2:48	5:16:01	3:18	3:30:04
20		10:17:12	463	Kretz, Patrice		CAN	CAN	1:05:26	3:33	5:06:29	3:56	3:57:51
21		10:18:05	491	Debellis, Serge		FRA	FRA	1:06:20	4:27	5:16:18	5:35	3:45:26
22		10:18:25	487	Le Meur, Patrick		FRA	FRA	1:12:46	3:45	5:20:23	2:31	3:39:03

AGE GROUP RESULTS

Place	Bla	Time	Numb	Lname	Fname	Cnt	Rep	Swim	Tr1	Bike	Tr2	Run
124		16:41:31	410	Littrell, David		USA	USA	1:34:27	5:18	8:04:15	6:07	6:51:25
125		16:58:59	406	Hermansen, Gary		USA	USA	1:53:57	8:16	7:33:25	10:29	7:12:54
126	DNF		465	Lauk, Joern		GER	GER	1:13:12	5:28	5:12:56	6:10	
127	DNF		538	Valero, Enrique		MEX	MEX	1:50:22	5:04	6:48:40	7:21	

Men 55 - 59 Awards

Place	Bla	Time	Numb	Lname	Fname	Cnt	Rep	Swim	Tr1	Bike	Tr2	Run
1		10:03:43	325	Taylor, Gregory		USA	USA	1:07:00	3:42	5:19:36	3:37	3:29:50
2		10:15:28	368	Burgess, Gary		NZL	NZL	1:02:00	4:46	5:19:40	3:53	3:45:12
3		10:24:26	329	Moats, Kevin		USA	USA	1:04:47	3:11	5:12:29	4:10	3:59:51
4		10:35:42	371	Vargas, Christopher		USA	USA	59:58	2:57	5:38:35	3:55	3:50:19
5		10:40:50	338	Stewart, Brett		AUS	AUS	1:13:22	4:48	5:17:24	3:51	4:01:28
6		10:43:03	360	Bozoian, Paul		USA	USA	1:01:11	5:45	5:24:58	6:07	4:05:04
7		10:45:31	343	Hammond, Scott		USA	USA	1:15:05	5:24	5:32:53	5:34	3:46:37
8		10:49:49	373	Girard, Thierry		FRA	FRA	1:17:41	3:49	5:26:20	3:37	3:58:24
9		10:51:09	348	O'Malley, Russell		GBR	AUS	1:06:29	5:37	5:55:40	5:11	3:38:13
10		10:59:51	341	Malo, Jean		BEL	BEL	1:19:07	5:34	5:31:02	3:12	4:00:58
11		11:04:18	328	McDonald, Kim		USA	USA	1:02:06	4:07	5:33:09	5:03	4:19:55
12		11:04:26	352	Costantino, Larry		USA	USA	1:14:40	4:25	5:51:34	4:11	3:49:37
13		11:04:55	306	Valena, Tomas		AUS	AUS	1:29:33	4:00	5:48:07	2:54	3:40:24
14		11:05:37	355	Porten, Hans		CAN	CAN	1:05:18	4:18	5:45:22	4:37	4:06:04
15		11:06:16	367	Kobayashi, Kenro		JPN	JPN	1:28:07	6:11	5:48:01	3:29	3:40:32
16		11:07:36	327	Ricard, Jacques		CAN	CAN	1:16:37	8:48	5:39:09	4:18	3:58:46
17		11:16:17	358	Gebhardt, Udo		GER	GER	1:21:57	4:31	5:29:14	4:16	4:16:20
18		11:16:59	310	Preradovic, Konstantin		SLO	SLO	1:13:44	5:37	5:43:01	6:07	4:08:31
19		11:23:36	336	Ankele Jr, William P		USA	USA	1:09:51	4:55	5:56:39	7:35	4:04:37
20		11:24:17	317	Fitch, Stu		AUS	AUS	1:02:07	3:56	5:47:34	3:35	4:27:07
21		11:25:53	351	Nobili, Aldo		ITA	ITA	1:12:06	3:23	5:33:31	3:32	4:33:22
22		11:26:11	334	Mayer, Al		USA	USA	1:15:47	3:31	5:41:55	4:34	4:20:25
23		11:26:15	320	Norris, Randall		USA	USA	1:17:17	4:23	5:24:31	4:36	4:35:29
24		11:27:56	346	Olsen, Karsten		DEN	DEN	1:32:13	4:05	5:30:33	4:18	4:16:49
25		11:28:25	374	Shorter, Mark		CAN	CAN	1:21:30	4:38	6:03:21	3:37	3:55:21
26		11:28:45	370	Southwood, Taunton		GBR	GBR	1:24:36	7:10	5:21:29	4:53	4:30:40
27		11:34:52	350	Baker, Mark		USA	USA	1:17:52	3:24	5:57:02	2:42	4:13:54
28		11:36:07	357	Davidson, Larry		USA	USA	1:19:57	3:55	5:43:33	6:48	4:21:56
29		11:36:49	364	Olsson, Jan		SWE	SWE	1:42:11	6:39	5:57:43	4:57	3:45:21
30		11:38:10	313	Mijwaart, Gerrit		NED	NED	1:17:02	3:50	5:41:09	4:04	4:32:07



AGE GROUP RESULTS

Place	Bla	Time	Numb	Lname	Fname	Cnt	Rep	Swim	Tr1	Bike	Tr2	Run
31		11:39:59	359	Caiafa, Anthony		AUS	AUS	1:13:10	5:47	5:28:41	7:22	4:45:02
32		11:42:32	372	Parker, Michael		USA	USA	1:16:39	4:46	5:42:09	5:07	4:33:52
33		11:43:59	324	Jurczuk, Paul		GBR	GBR	1:27:17	3:54	5:57:36	3:52	4:11:22
34		11:45:13	356	Travill, Mark		AUS	AUS	1:11:56	5:03	6:14:08	5:09	4:08:58
35		11:47:44	318	Kaitsuka, Kenji		JPN	JPN	1:12:45	6:45	6:09:04	5:24	4:13:47
36		11:51:08	342	Hall, Thomas		CAN	CAN	1:17:02	5:38	5:54:02	6:14	4:28:13
37		11:53:15	330	Shane, Ray		USA	USA	1:15:35	4:53	6:16:16	5:07	4:11:26
38		11:58:49	345	Saucier, Marc		USA	USA	1:16:37	8:00	6:05:17	5:30	4:23:27
39		12:00:13	314	Waldau, Michael		USA	USA	1:28:02	5:22	6:31:26	5:19	3:50:07
40		12:05:43	323	Jizba, Manfred		GER	GER	1:49:37	3:35	5:52:54	4:55	4:14:44
41		12:09:37	321	Tanaka, Nobuyuki		JPN	JPN	1:13:58	3:50	5:47:13	4:27	5:00:10
42		12:13:51	349	Maru, Tomoji		JPN	JPN	1:26:01	5:35	6:22:36	7:17	4:12:23
43		12:21:56	353	Dussler, Klaus		GER	GER	1:55:51	6:38	6:01:38	8:33	4:09:18
44		12:36:51	332	Bryden, Grant		CAN	CAN	1:26:27	6:27	6:08:59	7:14	4:47:46
45		12:42:20	339	Van Meter Jr, George		USA	USA	1:13:24	7:55	6:41:04	5:57	4:34:02
46		12:47:05	307	Shinners, Thomas		USA	USA	1:24:13	5:12	5:57:28	5:35	5:14:38
47		12:49:00	309	Warsaw, Steven		USA	USA	1:39:28	10:16	6:24:03	8:52	4:26:23
48		12:51:45	344	Souche, Bernard		CAN	CAN	1:29:20	8:49	5:59:07	6:39	5:07:52
49		12:53:47	337	Siff, Barry		USA	USA	1:48:04	4:21	6:12:25	6:12	4:42:47
50		13:10:18	319	Berger, Michael		USA	USA	1:25:28	8:26	6:58:04	9:27	4:28:54
51		13:14:27	322	Santos, Verne		USA	USA	1:15:31	11:15	6:29:04	8:07	5:10:33
52		13:17:01	335	Spicer, Herb		USA	USA	1:07:32	3:52	5:46:06	6:00	6:13:33
53		13:21:50	312	Whitman, Bob		USA	USA	1:31:15	8:15	6:42:54	9:58	4:49:29
54		13:35:45	315	Blakie, Eric		GBR	GBR	1:25:02	8:50	6:24:38	8:20	5:28:57
55		13:50:13	375	Bienvenu, James		USA	USA	1:35:32	12:24	6:43:52	10:03	5:08:24
56		14:00:00	305	Leatherbury, Bishop		USA	USA	1:40:41	12:03	6:43:52	8:41	5:14:45
57		14:03:44	366	Greentree, William		USA	USA	1:37:16	8:48	6:47:03	12:38	5:18:01
58		14:45:25	311	Brooks, Kemp		USA	USA	1:32:05	13:12	7:03:10	10:14	5:46:46
59		14:45:59	333	Harris, John		USA	USA	2:09:06	10:17	7:31:18	8:18	4:47:02
60		14:49:16	347	Scott, Murray		USA	USA	1:25:49	8:40	7:12:43	8:25	5:53:40
61		14:50:05	331	Ruibal, Claude		USA	USA	1:31:47	5:41	6:42:17	10:49	6:19:32
62		14:52:39	354	Kanemitsu, Roy		USA	USA	1:51:07	8:50	6:53:47	7:00	5:51:56
63		15:09:51	308	Noble, Thomas		USA	USA	1:40:55	9:42	8:08:47	10:58	4:59:31
64		15:17:10	365	Pederson, William		USA	USA	1:25:57	11:08	6:24:56	16:54	6:58:16
65		15:45:38	326	Fogasse, Michael		USA	USA	1:38:23	10:13	7:23:49	7:31	6:25:44
66		16:12:39	363	Lakamp, Jay		USA	USA	1:55:30	10:53	7:17:36	12:37	6:36:06
67		16:32:48	340	Orlowski, Dave		USA	USA	1:35:22	7:34	7:17:14	14:17	7:18:23
68		16:36:03	369	Tomminen, Pertti		SWE	SWE	1:36:11	8:30	8:09:34	12:24	6:29:26
69	DNF		304	Porter, Kevin		USA	USA	2:02:06	6:38	8:02:46		

Men 60 - 64 Awards

Place	Bla	Time	Numb	Lname	Fname	Cnt	Rep	Swim	Tr1	Bike	Tr2	Run
1		11:03:41	266	Ackermann, Louis		SWI	SUI	1:26:18	3:05	5:24:59	4:53	4:04:27
2		11:11:39	271	Wien, Mike		USA	USA	1:14:44	5:46	6:03:30	3:47	3:43:52
3		11:13:52	272	Arrasate, Juan		CHI	CHI	1:22:48	4:54	5:47:51	4:04	3:54:16
4		11:16:38	241	Wren, William		USA	USA	1:11:09	5:48	5:51:29	3:39	4:04:36
5		11:17:18	277	Simpson, Rick		USA	USA	1:08:53	2:58	5:48:56	2:08	4:14:25

AGE GROUP RESULTS

Place	Bla	Time	Numb	Lname	Fname	Cnt	Rep	Swim	Tr1	Bike	Tr2	Run
6		11:23:44	275	Brockus, Charlie		USA	USA	1:10:09	4:55	5:55:17	5:11	4:08:14
7		11:23:56	242	Humboldt, Reinhold		GER	GER	1:19:50	4:35	5:41:53	3:23	4:14:18
8		11:26:27	251	Smith, Stephen		USA	USA	1:08:26	4:40	6:03:13	5:13	4:04:56
9		11:28:24	250	Domoney, Christopher		GBR	GBR	1:27:37	4:30	5:54:44	4:14	3:57:21
10		11:38:44	255	Lowe, Kevin		AUS	NZL	1:35:49	4:43	6:00:29	7:09	3:50:35
11		11:38:55	279	Tout, Richard		CAN	CAN	1:37:15	4:35	5:55:37	5:08	3:56:22
12		11:39:27	263	Brookner, Andrew		USA	USA	1:28:50	4:41	6:16:28	3:15	3:46:15
13		11:40:16	254	Song, Mark		USA	USA	1:08:14	5:25	5:54:33	6:49	4:25:17
14		11:42:29	252	Ritchie, Donn		USA	USA	1:13:47	5:36	5:46:44	3:36	4:32:48
15		11:43:47	273	Schoch, Willy		SWI	SUI	1:28:00	6:49	5:48:01	6:42	4:14:18
16		11:50:11	269	Orr, Don		USA	USA	1:15:17	4:53	5:56:17	4:28	4:29:18
17		11:53:34	248	Rosskopf, Klaus		GER	GER	1:23:17	5:38	5:53:28	4:52	4:26:22
18		11:57:53	265	Allemann, Robert		NZL	NZL	1:26:46	6:11	5:59:38	6:27	4:18:52
19		12:00:47	257	Tsurukawa, Masayoshi		JPN	JPN	1:39:20	3:56	5:48:57	4:15	4:24:21
20		12:08:05	256	Beermann, Ludger		GER	GER	1:46:06	7:52	5:53:20	6:14	4:14:35
21		12:26:46	253	Pritchard, Sam		MYS	GBR	1:28:46	6:19	6:04:05	6:31	4:41:08
22		12:29:59	280	Dean, Mark		USA	USA	1:18:34	8:36	6:18:05	9:59	4:34:46
23		12:30:12	270	Clendenin, Gary		USA	USA	1:06:56	3:17	5:40:41	5:59	5:33:21
24		12:33:27	267	Vrastil, Miroslav		CZE	CZE	1:24:27	4:38	5:39:07	4:53	5:20:24
25		12:33:40	249	Guilfoil, Scott		USA	USA	1:11:46	8:31	6:16:25	9:11	4:47:51
26		12:35:56	276	Hungate, W Mitch		USA	USA	1:15:37	4:49	5:58:03	4:55	5:12:33
27		12:41:32	259	Kennedy, Denis		RSA	RSA	1:27:45	5:07	6:29:22	4:09	4:35:10
28		12:55:55	240	Smith, Steven		USA	USA	1:07:17	4:54	5:32:07	6:58	6:04:40
29		12:59:11	243	Muranaka, Shinichi		JPN	JPN	1:43:24	3:41	6:39:43	4:39	4:27:45
30		12:59:22	260	Wilson, Ron		AUS	AUS	1:26:39	6:04	7:01:26	8:10	4:17:04
31		13:02:00	245	Knuckey, Robert		CAN	CAN	1:23:26	4:43	5:49:54	4:37	5:39:21
32		13:08:13	264	Wallace, John		USA	USA	1:26:16	4:16	6:54:41	5:31	4:37:30
33		13:16:27	262	Pereira, Marcelo		BRA	BRA	1:22:49	9:55	6:43:42	7:30	4:52:32
34		13:26:23	278	Atsushi, Matsuoka		JPN	JPN	1:45:05	7:45	6:27:30	7:51	4:58:14
35		14:00:58	268	Johnson, Tony		GBR	GBR	1:28:13	5:10	6:35:49	14:09	5:37:40
36		14:28:57	258	Park, David		USA	USA	1:23:45	6:05	6:45:34	8:04	6:05:31
37		14:41:53	281	Hamilton, Micheal		USA	USA	1:46:40	7:41	6:31:53	6:35	6:09:08
38	DNF		261	Boehm, Bruce		USA	USA	1:25:35	10:59			
39	DNF		274	Levesque, Raymond		CAN	CAN	1:28:00	3:38	5:54:07	3:36	
40	DNF		246	Cornwell, Harry		USA	USA	2:01:57	10:57	8:41:50	6:33	
41	DNF		239	Dreyer, Thomas		USA	USA	2:13:08	10:32	7:56:03	16:30	

Men 65 - 69 Awards

Place	Bla	Time	Numb	Lname	Fname	Cnt	Rep	Swim	Tr1	Bike	Tr2	Run
1		11:19:07	218	Van Der Linden, Hans		NED	NED	1:14:11	3:40	5:42:09	4:16	4:14:53
2		11:28:37	212	Ewers Jr, Benjamin		USA	USA	1:23:14	4:53	5:35:39	4:18	4:20:35
3		12:13:01	221	Butterworth, Simon		USA	USA	1:19:29	7:49	5:48:49	8:34	4:48:21
4		12:18:48	215	Fässler, Hansjörg		SWI	SUI	1:34:44	4:35	6:04:44	4:00	4:30:47
5		12:27:43	208	Waldrop, Thomas		USA	USA	1:36:08	5:40	5:47:48	4:23	4:53:47
6		12:34:24	214	Nobuka, Koji		JPN	JPN	1:37:32	7:40	6:35:09	6:46	4:07:19
7		12:46:39	220	Munemasa, Yoshihito		JPN	JPN	1:37:32	7:02	6:45:16	5:49	4:11:02
8		12:55:06	206	Kelly, Colm		CAN	CAN	1:46:15	5:01	6:15:16	9:32	4:39:04

AGE GROUP RESULTS

Place	Bla	Time	Numb	Lname	Fname	Cnt	Rep	Swim	Tr1	Bike	Tr2	Run
9		13:04:11	195	Lundell, Dwight		USA	USA	1:50:10	5:24	5:55:02	4:50	5:08:48
10		13:10:30	196	Thorsen, Geoff		AUS	AUS	1:29:48	5:32	6:16:17	5:57	5:12:58
11		13:11:08	219	Windus, Charles		USA	USA	1:22:59	8:44	6:06:00	6:46	5:26:41
12		13:25:20	201	Weinbrandt, Richard		USA	USA	1:13:35	5:03	6:36:22	3:26	5:26:55
13		14:03:32	203	Künzi, Hans		SWI	SUI	1:31:46	5:36	6:53:03	6:02	5:27:07
14		14:04:38	207	Ruello, Edmond		FRA	FRA	1:56:30	7:21	6:31:47	9:42	5:19:19
15		14:09:11	205	Bourdillon, Patrick		USA	USA	1:34:43	5:56	7:15:14	6:48	5:06:31
16		14:10:52	202	Taube, Eric		USA	ISR	1:24:45	5:03	7:06:15	6:48	5:28:04
17		14:24:15	216	Honeychurch, Denis		USA	USA	1:31:49	7:49	6:17:39	6:59	6:20:01
18		14:28:00	197	Spreitzgrabner, Richard		AUT	AUT	1:45:52	4:43	6:36:43	6:32	5:54:11
19		14:53:42	198	Priest, Alan		USA	USA	1:37:03	7:42	7:05:39	9:07	5:54:13
20		14:56:11	199	Reithmeier, Dieter		AUS	AUS	1:32:04	5:42	6:46:14	7:04	6:25:09
21		15:22:02	222	McCaig, Thomas		CAN	CAN	1:54:10	7:55	7:39:31	8:19	5:32:10
22		15:23:18	209	Winter, Michael		CAN	GBR	1:56:02	5:05	6:52:17	5:05	6:24:51
23		15:50:01	204	Kirley, Brad		USA	USA	1:45:09	6:24	7:30:26	8:25	6:19:39
24		15:53:32	210	Johnson, Clarence		USA	USA	1:34:28	8:25	7:45:37	11:41	6:13:22
25		16:06:37	213	Woloshan, Ronald		USA	USA	1:46:49	12:30	7:16:52	11:36	6:38:53
26		16:12:32	217	Taylor, Peter		NZL	NZL	1:50:50	9:35	7:26:54	7:42	6:37:34
27	DNF		211	Machado Gomes, Luiz Renato		BRA	BRA	1:20:23	6:51	6:49:40	8:52	
28	DNF		200	Winkler, Gotthard		GER	GER	1:29:53	5:18	5:51:59	5:45	

Men 70 - 74 Awards

Place	Bla	Time	Numb	Lname	Fname	Cnt	Rep	Swim	Tr1	Bike	Tr2	Run
1		11:45:05	185	Kostic, Milos		CAN	CAN	1:47:46	11:21	5:47:34	5:39	3:52:47
2		12:45:26	182	Iwens, Eli		BEL	BEL	1:29:47	6:06	6:22:14	6:16	4:41:05
3		13:55:36	169	Lehr, Walter		GER	GER	2:00:15	5:03	6:47:28	6:39	4:56:12
4		14:29:28	173	Kobayashi, Tatsuo		JPN	JPN	1:46:20	9:29	7:17:31	7:18	5:08:51
5		14:48:03	184	Heynert, Bernd		GER	GER	2:15:37	6:33	7:28:07	9:17	4:48:30
6		14:58:47	178	Little, Roger		USA	USA	1:41:01	5:44	7:16:13	10:19	5:45:32
7		15:08:02	190	Eastwood, Raymond		USA	USA	1:55:12	8:29	7:14:27	6:48	5:43:07
8		15:15:20	172	Giroux, Edward		USA	USA	1:40:18	7:07	7:30:54	10:34	5:46:30
9		15:23:30	168	Beccamel, Pierre		FRA	FRA	2:09:27	6:04	7:20:58	8:57	5:38:06
10		15:34:56	166	Weber, John		USA	USA	1:26:38	9:04	7:24:57	10:59	6:23:20
11		15:37:56	191	Schwartz, Merrill		USA	USA	1:49:10	6:08	7:07:59	9:17	6:25:24
12		15:56:31	176	Quirin, Pete		USA	USA	1:41:28	8:26	7:07:34	11:05	6:48:00
13		16:00:05	183	Shimoto, Toshio		JPN	JPN	1:57:33	9:35	8:10:44	10:06	5:32:09
14		16:00:29	180	Nishimura, Yoshiyuki		JPN	JPN	1:19:21	4:33	8:08:57	6:15	6:21:25
15		16:19:00	170	Tarkington, Al		USA	USA	1:23:47	8:57	6:45:34	5:37	7:55:07
16		16:20:15	175	Carlson, Oscar		AUS	AUS	1:53:32	7:25	8:12:33	9:04	5:57:42
17		16:34:04	171	Hirai, Yshimori		JPN	JPN	1:37:58	8:39	8:35:36	8:29	6:03:23
18		16:35:14	187	Bivens, Rodger		USA	USA	1:40:39	9:10	7:32:16	9:45	7:03:27
19		16:47:26	177	Lettner, Tommy		CAN	CAN	1:50:49	11:51	7:57:06	27:53	6:19:50
20	DNF		186	Fry, James		CAN	CAN	1:17:32	6:38	7:34:31	4:47	
21	DNF		188	Smith, Dick		USA	USA	1:37:37	10:06	7:49:20	11:48	
22	DNF		167	Nelson, Don		USA	USA	1:40:28	8:45	8:09:50	11:31	

AGE GROUP RESULTS

Men 75 - 49 Awards

Place	Bla	Time	Numb	Lname	Fname	Cnt	Rep	Swim	Tr1	Bike	Tr2	Run
1		14:59:39	160	Kojima, Yutaka		JPN	JPN	1:29:38	7:24	7:33:22	7:52	5:41:24
2		16:26:27	158	Linder, Bill		USA	USA	1:58:54	20:06	7:55:38	14:02	5:57:50
3		16:55:09	162	Mayer, John		USA	USA	1:57:05	6:13	8:04:05	9:30	6:38:19
4	DNF		164	Laramie, Mike		USA	USA	1:24:16	7:23	4:45:46		
5	DNF		159	Tomita, Satoshi		JPN	JPN	1:49:36	8:25			
6	DNF		163	Barfoot, Garth		NZL	NZL	2:11:16	9:43	7:59:17		

Men 80 & Over Awards

Place	Bla	Time	Numb	Lname	Fname	Cnt	Rep	Swim	Tr1	Bike	Tr2	Run
1		16:45:55	181	Hollander, Lew		USA	USA	1:57:44	8:59	7:36:31	6:00	6:56:43
2		16:50:43	156	Cokan, France		USA	SLO	2:08:16	8:56	7:42:22	10:24	6:40:47
3		16:51:30	155	Roberts, Lyle		USA	USA	1:57:28	6:34	8:03:18	7:03	6:37:10
4	DNF		154	Scott, Bob		USA	USA	1:51:48	6:52	7:56:02		

Women 18 - 24 Awards

Place	Bla	Time	Numb	Lname	Fname	Cnt	Rep	Swim	Tr1	Bike	Tr2	Run
1		10:01:39	1933	Vertiz, Tatiana		USA	MEX	1:05:16	2:43	5:27:27	4:07	3:22:09
2		10:15:47	1931	Anderson, Morgan		USA	USA	1:15:06	3:01	5:26:56	4:02	3:26:43
3		10:28:37	1920	Grohmann, Katharina		GER	GER	1:20:42	2:47	5:24:42	2:39	3:37:49
4		10:32:28	1938	Simpson, Jessica		AUS	AUS	1:04:29	3:05	5:35:44	4:08	3:45:05
5		10:34:13	1934	Tiner, Chelsea		USA	USA	1:07:10	3:42	5:36:59	5:57	3:40:26
6		10:44:11	1923	Marsh, Larisa		NZL	NZL	1:09:43	3:09	5:40:08	3:34	3:47:38
7		10:51:38	1927	Obsitos, Monica		USA	USA	1:10:02	3:02	5:39:16	3:46	3:55:34
8		10:57:13	1928	Kehoe, Danielle		USA	USA	1:13:17	3:07	5:32:13	3:39	4:04:59
9		11:01:37	1924	Geiger, Claire		USA	USA	1:08:00	2:44	5:54:05	3:09	3:53:40
10		11:02:00	1943	Nourmohamadian, Gina		USA	USA	1:06:36	4:19	6:11:28	4:48	3:34:51
11		11:07:39	1941	Ramirez, Madian		MEX	MEX	1:00:32	3:21	5:52:21	3:45	4:07:42
12		11:08:40	1945	Kingma, Kelly		USA	USA	1:09:27	4:17	6:04:26	2:44	3:47:48
13		11:21:39	1944	Lane, Chloe		AUS	AUS	1:09:36	5:47	5:55:55	6:06	4:04:16
14		11:26:10	1935	Bättig, Rahel		SWI	SUI	1:06:43	3:41	5:50:29	4:21	4:20:58
15		11:26:46	1922	Reichert, Julia		CAN	CAN	1:14:07	5:20	6:10:50	4:53	3:51:38
16		11:27:07	1940	Pereira, Vanessa		POR	POR	1:14:40	4:23	5:41:00	3:57	4:23:10
17		11:40:13	1929	Choo, Ling Er		SIN	SIN	1:13:39	3:40	6:03:20	4:14	4:15:22
18		11:43:20	1925	Engle, Whitney		USA	USA	1:16:49	4:17	6:07:06	3:46	4:11:25
19		11:55:47	1921	Rau, Verena		GER	GER	1:14:23	4:09	5:52:08	4:48	4:40:20
20		12:13:39	1936	Hofstetter, Annamarie		USA	USA	1:13:36	4:22	6:25:22	3:55	4:26:26
21		12:30:19	1942	Holmes, Erin		USA	USA	54:44	4:02	7:04:22	4:59	4:22:15
22		12:48:28	1937	Santos, Thays		BRA	BRA	1:03:44	2:59	6:00:14	3:39	5:37:53
23		12:52:00	1926	Araujo, Katie		USA	USA	1:25:23	5:15	5:52:53	11:45	5:16:46
24		12:56:51	1932	Garrett, Jade		GBR	GBR	1:17:36	5:44	6:45:13	5:53	4:42:27
25		13:39:43	1930	Larrosa Poveda, Vanessa		ESP	ESP	1:27:58	7:12	6:53:20	5:33	5:05:43

AGE GROUP RESULTS

Women 25 - 29 Awards

Place	Bla	Time	Numb	Lname	Fname	Cnt	Rep	Swim	Tr1	Bike	Tr2	Run
1		09:55:51	1851	Esefeld, Katrin		GER	GER	1:07:02	2:23	5:21:52	2:37	3:21:59
2		10:17:26	1876	Chura, Haley		USA	USA	53:33	2:36	5:22:18	2:40	3:56:21
3		10:17:55	1856	Fillnow, Kelly		USA	USA	1:14:30	2:48	5:24:03	5:32	3:31:05
4		10:21:24	1848	Lawson, Jessica		NZL	NZL	1:02:35	3:05	5:39:17	3:18	3:33:11
5		10:22:47	1865	Mittelmaier, Judith		GER	GER	1:13:52	4:50	5:20:53	2:44	3:40:29
6		10:28:47	1852	Trukenmüller, Rebekka		GER	GER	1:12:40	2:49	5:31:29	4:25	3:37:27
7		10:33:16	1839	Birkel, Lauren		USA	USA	1:10:22	3:50	5:33:25	4:10	3:41:31
8		10:33:18	1857	Thomas, Kathryn		USA	USA	57:31	3:42	5:19:38	3:15	4:09:14
9		10:33:26	1872	Gordon, Elizabeth		AUS	AUS	1:04:01	3:29	5:24:48	4:19	3:56:51
10		10:37:18	1875	Wohlens, Lindsay		USA	USA	1:02:40	2:46	5:45:02	3:33	3:43:20
11		10:37:53	1840	Anderson, Christine		USA	USA	1:00:10	2:44	5:31:11	3:16	4:00:33
12		10:41:01	1842	Ure, Emily		USA	USA	1:13:47	4:07	5:36:14	5:06	3:41:49
13		10:43:05	1863	Brama, Elisabeth		GBR	GER	1:03:51	3:05	5:33:51	3:51	3:58:30
14		10:46:39	1861	Beckmann, Rachel		USA	USA	1:16:47	4:21	5:34:47	3:42	3:47:04
15		10:49:25	1853	Stevens, Alena		GBR	SVK	1:10:35	2:38	5:40:25	2:50	3:52:59
16		10:49:51	1850	Nyitray, Elizabeth		USA	DOM	1:09:37	2:48	5:39:34	3:00	3:54:54
17		10:52:24	1874	Dimichele, Leslie		USA	USA	1:05:13	3:54	5:48:55	3:27	3:50:58
18		10:53:24	1841	Knutson, Cathleen		USA	USA	1:17:24	3:11	5:43:59	4:19	3:44:33
19		10:54:22	1847	Bergman, Libby		USA	USA	1:07:03	3:53	5:36:39	4:54	4:01:54
20		10:54:45	1877	Duffield, Michelle		AUS	AUS	1:06:24	3:51	5:52:41	4:20	3:47:31
21		10:54:45	1845	Schlemmer, Vanessa		GER	GER	1:04:27	3:04	5:46:34	3:17	3:57:25
22		11:02:14	1846	Sumbal, Marni		USA	USA	1:08:52	4:12	5:40:38	3:24	4:05:11
23		11:04:46	1881	Clifford, Ashley		USA	USA	59:22	3:07	6:16:22	4:43	3:41:14
24		11:06:26	1860	Malmkvist, Helene		SWE	SWE	1:23:24	4:56	5:42:05	6:00	3:50:03
25		11:08:18	1858	Mathis, Hilary		CAN	NZL	1:17:24	5:21	5:55:56	4:41	3:44:58
26		11:08:33	1844	Vaillancourt, Jennifer		CAN	USA	1:00:18	2:30	5:48:50	5:22	4:11:34
27		11:11:19	1854	Havey, Patricia		USA	USA	1:04:02	3:08	6:02:03	3:56	3:58:13
28		11:14:24	1843	Paradis, Lilia		USA	RUS	1:22:00	3:45	5:53:28	4:49	3:50:23
29		11:19:31	1866	Disch, Martina		SWI	SUI	1:11:05	4:31	5:44:49	4:28	4:14:40
30		11:28:09	1868	Brown, Sarah		CAN	CAN	1:15:19	3:12	6:16:51	3:25	3:49:25
31		11:32:00	1864	Rodgers, Mallory		USA	USA	1:17:17	3:14	6:14:37	5:29	3:51:25
32		11:37:18	1855	Kielar, Kayla		USA	USA	1:12:57	3:01	5:47:12	5:10	4:28:59
33		11:52:34	1880	Mertens, Ann		BEL	BEL	1:24:03	9:55	5:50:11	8:10	4:20:15
34		11:54:12	1867	Kreuger, Sylvia		BRA	BRA	1:19:50	9:21	6:11:55	7:47	4:05:20
35		12:24:30	1869	Hibbert, Amy		GBR	GBR	1:21:27	4:48	6:27:27	5:35	4:25:16
36		12:25:53	1862	Kourtz, Amanda		USA	USA	1:24:11	5:29	5:35:42	4:37	5:15:56
37		12:32:40	1870	Murphy, Monica		USA	USA	1:16:26	3:57	6:22:11	3:00	4:47:08
38		13:22:35	1878	Olacke, Becky		CAN	CAN	1:14:03	4:28	6:26:48	7:09	5:30:10
39		13:26:01	1873	Gillmer, Megan		AUS	AUS	1:14:01	3:58	6:49:56	7:04	5:11:02
40		13:40:26	1879	Rogers, Christina		USA	USA	1:14:42	4:13	6:45:32	5:58	5:30:02
41		13:48:22	1871	Osborne, Wendy		USA	USA	1:36:38	6:27	7:06:47	7:25	4:51:08
42		13:56:36	141	Costa, Tara		USA	USA	1:23:49	16:16	6:50:42	12:45	5:13:06

AGE GROUP RESULTS

Place	Bla	Time	Numb	Lname	Fname	Cnt	Rep	Swim	Tr1	Bike	Tr2	Run
84		14:35:34	1095	Scheel, Monica		USA	USA	1:40:52	8:37	6:49:59	9:14	5:46:54
85		14:42:54	1151	Flaman, Crystal		CAN	CAN	1:34:33	6:31	7:13:05	7:53	5:40:54
86		16:17:24	1119	Hendrix, Beverly		USA	USA	1:27:47	5:50	6:57:05	6:24	7:40:20
87	DNF		1094	Fox, Susan		USA	USA	1:07:09	4:34	5:51:07	8:20	

Women 45 - 49 Awards

Place	Bla	Time	Numb	Lname	Fname	Cnt	Rep	Swim	Tr1	Bike	Tr2	Run
1		10:15:14	804	Kenyon, Lisbeth		USA	USA	1:06:30	3:29	5:18:36	3:15	3:43:26
2		10:29:34	821	Humphrey, Linnea		CAN	CAN	1:06:33	3:35	5:33:51	2:58	3:42:39
3		10:33:35	815	Winkler, Kathy		USA	USA	1:02:00	2:57	5:34:34	3:33	3:50:33
4		10:52:01	806	Spear-Burrows, Gina		CAN	CAN	1:22:51	3:26	5:41:10	3:39	3:40:56
5		10:53:05	789	Jakobsen, Kaisa		DEN	DEN	1:14:22	4:12	5:40:03	2:49	3:51:41
6		10:59:03	797	Robb, Linda		USA	USA	1:01:44	3:33	5:46:51	4:54	4:02:04
7		10:59:42	825	Dunkle, Julie		USA	USA	1:00:31	3:32	5:35:28	3:31	4:16:42
8		11:00:29	820	Clarke, Angela		AUS	AUS	1:05:45	3:42	6:00:57	4:10	3:45:58
9		11:00:47	795	Arlander, Bodil		USA	USA	1:15:47	3:54	5:38:51	4:46	3:57:31
10		11:03:13	787	Regan, Amy		USA	USA	1:15:34	4:23	5:51:44	4:46	3:46:47
11		11:10:21	810	Winsberg, Mimi		USA	USA	1:14:10	4:45	5:45:05	5:40	4:00:43
12		11:10:34	824	Fix, Sara		USA	USA	1:23:04	3:43	5:48:41	4:07	3:51:01
13		11:14:46	791	Matherly, Gail		USA	USA	1:27:18	4:25	5:45:35	5:06	3:52:24
14		11:15:17	786	Heidemann, Christine		SWI	GER	1:10:46	4:05	5:40:28	3:40	4:16:19
15		11:18:06	808	Dowell, Melissa		GBR	GBR	1:01:20	3:22	5:55:11	4:27	4:13:48
16		11:18:57	823	Anderson, Donna		USA	USA	1:11:42	4:39	6:03:38	4:57	3:54:04
17		11:19:17	827	Nelson, Eve		USA	USA	1:10:37	4:08	6:03:41	5:28	3:55:25
18		11:20:02	809	Hattingh, Mariette		RSA	RSA	1:24:42	3:49	5:46:53	7:00	3:57:40
19		11:20:29	819	Thilges, Anne		USA	USA	1:12:29	3:33	5:45:54	4:29	4:14:06
20		11:28:23	782	Reinhardt, Manuela		GER	GER	1:09:32	4:20	5:32:16	5:46	4:36:30
21		11:28:48	803	DeBonis, Jeanne		USA	USA	1:02:34	3:23	5:39:52	3:43	4:39:18
22		11:29:40	812	Truskett, Merryn		AUS	AUS	1:06:40	3:33	5:37:40	4:31	4:37:16
23		11:32:51	798	Rosati, Valeria		BRA	BRA	1:08:40	4:36	5:50:33	3:00	4:26:04
24		11:36:15	785	Neathery, Lee		USA	USA	1:27:43	3:55	5:47:36	3:35	4:13:27
25		11:36:38	794	Present, Cindy		USA	USA	1:21:17	3:36	6:13:42	3:19	3:54:46
26		11:36:55	816	Guertin, Mary		USA	USA	1:39:16	5:02	6:01:59	4:58	3:45:43
27		11:39:38	796	Kirkham, Maggie		USA	USA	1:14:38	5:25	5:53:39	6:03	4:19:55
28		11:40:03	801	Moya, Beth		USA	USA	1:25:22	5:32	6:02:52	5:48	4:00:30
29		11:40:17	807	Jakobljevich, Andrea		GER	AUT	1:25:52	3:15	6:04:42	4:53	4:01:37
30		11:46:31	799	Braun, Susanne		GER	GER	1:13:38	3:28	5:58:06	8:17	4:23:03
31		11:48:16	802	Finke, Janeen		USA	USA	1:00:15	4:32	5:52:39	5:06	4:45:46
32		11:50:44	780	Irby, Della		USA	USA	1:41:11	4:54	5:56:51	4:47	4:03:02
33		11:51:45	822	Siemelink, Catherine		USA	USA	1:38:04	6:48	6:03:22	6:41	3:56:51
34		11:52:52	784	Bae, Me Kyoung		KOR	KOR	1:25:40	6:08	6:20:46	4:03	3:56:18
35		11:54:07	788	Yajima, Chieko		JPN	JPN	1:21:43	7:23	6:20:24	5:02	3:59:36
36		11:54:19	793	Brink, Dana		USA	USA	1:32:05	3:05	6:05:24	5:36	4:08:10
37		11:55:21	800	Franzmann, Miah		AUS	AUS	1:15:44	5:04	6:01:09	5:23	4:28:02
38		11:56:00	790	Fry, Jill		USA	USA	1:22:55	3:49	6:04:18	4:37	4:20:23
39		12:02:34	818	Gagnon, Michele		USA	USA	1:26:16	5:26	6:09:16	4:36	4:17:02
40		12:08:42	829	Grüsser, Madeleine		AUT	AUT	1:26:09	3:58	6:13:45	6:37	4:18:16

AGE GROUP RESULTS

Place	Bla	Time	Numb	Lname	Fname	Cnt	Rep	Swim	Tr1	Bike	Tr2	Run
36		15:18:43	550	Rose, Cheryl		USA	USA	1:14:16	3:47	6:39:13	4:58	7:16:31
37	DNF	17:00:04	564	Summers, Nancy		USA	USA	1:45:35	10:59	8:32:24	9:13	6:21:54
38	DNF		542	Williams, Robyn		USA	USA	1:10:16	13:14	6:49:42		
39	DNF		558	Brunero, Marina		ARG	ARG	1:22:57	5:49	6:01:42		
40	DNF		531	Yu, Heeran		KOR	KOR	1:25:16	5:24	7:13:42	5:28	
41	DNF		552	Capper, Colleen		USA	USA	1:29:31	5:13	5:47:53		
42	DNF		551	Shiba, Yoko		JPN	JPN	1:32:20	7:28			
43	DNF		546	Bingham, Nina		USA	USA	2:04:16	7:25			
44	DNF		527	Shaw, Susan		USA	USA	2:17:26	8:10			

Women 55 - 59 Awards

Place	Bla	Time	Numb	Lname	Fname	Cnt	Rep	Swim	Tr1	Bike	Tr2	Run
1		10:45:35	391	Sophiea, Laura		USA	USA	1:09:46	3:39	5:37:35	3:24	3:51:12
2		11:16:12	395	Barnes, Ann		CAN	CAN	1:09:35	3:52	5:52:22	4:04	4:06:21
3		11:26:21	392	Rouse, Kimberlee		USA	USA	1:23:28	4:12	5:59:46	4:27	3:54:31
4		11:36:38	405	Smith, Nancy		USA	USA	1:09:44	6:30	5:42:44	6:26	4:31:15
5		11:47:18	385	Welder, Laurelee		CAN	CAN	1:23:58	4:33	6:17:35	4:29	3:56:46
6		11:48:11	394	Akenhead, Susan		CAN	CAN	1:16:51	4:03	6:11:08	4:29	4:11:41
7		12:02:20	376	LeStrange, Missy		USA	USA	1:14:13	4:20	6:13:25	5:42	4:24:42
8		12:16:57	404	Kirker, Jill		CAN	CAN	1:32:02	6:33	6:21:14	6:33	4:10:37
9		12:23:41	384	Sponagle, Elizabeth		USA	USA	1:37:26	4:30	6:17:24	4:13	4:20:10
10		12:36:05	388	Kaulmann, Karin		GER	GER	1:37:19	3:27	6:11:02	4:03	4:40:15
11		12:40:36	386	Tibbetts, Cathy		USA	USA	1:16:57	6:20	6:25:22	8:04	4:43:56
12		12:40:49	390	Nunes, Marise		BRA	BRA	1:11:51	9:36	6:46:16	10:52	4:22:16
13		12:44:03	387	Wilson, Maureen		AUS	AUS	1:30:55	10:23	6:45:27	8:00	4:09:19
14		12:49:16	403	Snyder, Cynthia		USA	USA	1:17:48	5:11	6:07:39	4:57	5:13:43
15		12:49:30	381	Kuld, Felicitas		GER	GER	1:35:00	4:53	6:39:06	7:06	4:23:26
16		12:57:16	393	Short, Karen		AUS	AUS	1:28:08	4:09	6:33:56	6:50	4:44:15
17		13:08:17	398	Worrall, Linda		GBR	GBR	1:27:05	6:20	6:49:35	10:39	4:34:40
18		13:17:14	380	Hassell, Carol		USA	USA	1:17:40	8:31	6:23:12	12:23	5:15:31



AGE GROUP RESULTS

Place	Bla	Time	Numb	Lname	Fname	Cnt	Rep	Swim	Tr1	Bike	Tr2	Run
19		13:23:25	401	Haggart, Nora		GBR	GBR	1:42:24	6:30	7:17:24	4:53	4:12:17
20		13:28:19	378	Wallis, Susan		USA	USA	1:33:40	7:41	7:04:22	6:06	4:36:33
21		13:35:10	382	Moore, Marianne		USA	USA	1:23:56	7:48	6:36:44	9:21	5:17:22
22		13:38:14	402	Ayoub, Arlene		CAN	CAN	1:27:24	5:56	6:43:56	6:30	5:14:29
23		13:38:32	400	Remy, Beth		USA	USA	1:41:09	6:36	6:44:28	10:22	4:55:59
24		14:11:18	396	Wakimoto, Masako		JPN	JPN	1:58:37	9:56	7:04:12	5:42	4:52:54
25		14:20:15	379	Rosen, Patricia		USA	USA	1:32:10	5:47	7:02:44	8:30	5:31:05
26		14:45:48	389	Alvermann-Buhr, Ingrid		GER	GER	1:39:19	4:45	7:51:17	5:07	5:05:21
27		14:47:29	397	Miller, Janet		AUS	AUS	1:16:34	6:09	7:12:05	13:17	5:59:26
28		15:06:20	399	Clifton, Sue		USA	USA	1:40:48	6:39	7:53:52	6:18	5:18:46
29	DNF		377	Burgess, Gail		CAN	CAN	1:36:26	6:41	6:58:16		
30	DNF		383	Colgin, Sharon		USA	USA	2:16:21	7:37			

Women 60 - 64 Awards

Place	Bla	Time	Numb	Lname	Fname	Cnt	Rep	Swim	Tr1	Bike	Tr2	Run
1		12:20:16	290	Peters, Carol		CAN	CAN	1:35:46	5:52	6:31:28	6:39	4:00:33
2		13:00:53	285	Goodyear, Cullen		CAN	CAN	1:18:38	3:42	6:32:01	8:15	4:58:18
3		13:05:03	296	Houbolt, Mary		USA	USA	1:26:31	6:46	6:06:31	6:32	5:18:45
4		13:11:40	286	Grundy, Anne		AUS	AUS	1:27:01	4:34	7:13:59	7:04	4:19:04
5		13:26:19	297	Freer, Helen		AUS	AUS	1:21:50	5:56	6:43:12	6:26	5:08:57
6		13:29:04	303	Best-Wiss, Lynnda		USA	USA	1:27:03	9:45	7:06:20	8:43	4:37:14
7		13:44:52	292	Hickman, Lynda		CAN	CAN	1:31:47	6:25	6:55:59	7:23	5:03:19
8		14:12:53	295	Rondou, Cecelia		USA	USA	1:19:45	7:35	7:22:22	10:57	5:12:16
9		14:39:14	293	Goodacre, Mary		CAN	CAN	1:42:52	7:56	7:20:18	6:57	5:21:12
10		14:41:37	283	Crawford, Sally		USA	USA	1:19:48	5:09	6:56:44	5:43	6:14:15
11		14:55:08	301	Hayes, Barbara		CAN	CAN	1:32:17	6:51	7:32:46	7:55	5:35:21
12		14:59:48	289	Harmon, Sue		USA	USA	1:41:56	4:48	7:12:51	6:42	5:53:34
13		15:36:52	299	Hanford, Kim		USA	USA	1:40:21	5:14	7:27:42	8:55	6:14:42
14		15:37:01	300	Sentz, Judith		USA	USA	1:25:30	7:31	7:09:43	12:26	6:41:53
15		15:58:10	302	Tauber, Gill		RSA	RSA	1:34:30	11:49	7:42:17	13:00	6:16:37
16		16:11:13	287	Puchalski, Patricia		USA	USA	1:42:55	10:54	8:03:27	19:59	5:53:59
17		16:19:30	294	Totten, Patricia		USA	USA	1:45:52	5:28	7:47:55	7:06	6:33:11
18		16:44:33	291	Miyamoto, Kiyono		JPN	JPN	1:47:04	8:10	8:28:56	8:15	6:12:10
19	DNF		284	Bahurinsky, Morgen		USA	USA	2:12:56	7:15			

Women 65 - 69 Awards

Place	Bla	Time	Numb	Lname	Fname	Cnt	Rep	Swim	Tr1	Bike	Tr2	Run
1		13:25:04	228	Lund, Tiare		NZL	NZL	1:27:13	6:13	6:46:27	6:05	4:59:08
2		13:40:33	233	McCambridge, Chris		USA	USA	1:32:15	5:41	6:41:01	6:20	5:15:18
3		13:47:16	230	Grabow, Natalie		USA	USA	1:31:33	6:37	6:48:10	6:57	5:14:01
4		14:01:38	232	McKinlay, Karla		AUS	AUS	1:40:30	8:34	6:56:11	9:22	5:07:04
5		14:05:04	237	Rach, Cindy		USA	USA	1:43:32	4:19	6:55:57	3:49	5:17:30
6		14:43:23	231	Tuggle, Lesley		USA	USA	1:40:05	6:44	7:23:35	6:43	5:26:19

AGE GROUP RESULTS


Place	Bla	Time	Numb	Lname	Fname	Cnt	Rep	Swim	Tr1	Bike	Tr2	Run
7		14:44:34	234	Gonzales, Valerie		CAN	CAN	1:54:53	6:26	7:35:25	10:59	4:56:52
8		14:59:51	238	Fredericks, Amy		USA	USA	1:31:03	5:16	6:57:37	8:20	6:17:36
9		15:51:49	225	Woodworth, Cheryl		USA	USA	1:55:41	6:34	7:30:34	11:25	6:07:37
10		16:11:20	229	Koester, Ingelore		GER	GER	1:48:44	5:57	8:02:06	8:06	6:06:30
11		16:13:50	226	Bivens, Karin		USA	USA	1:50:08	10:24	7:35:13	8:15	6:29:53
12		16:28:18	236	Greenberg, Bobbe		USA	USA	1:59:58	7:08	7:52:07	7:47	6:21:21
13		16:39:38	235	Lockett, Ruth		USA	USA	1:39:21	5:36	7:57:26	8:56	6:48:21
14	DNF		224	Dowden, Mary		USA	USA	1:58:19	10:55			

Women 70 - 74 Awards

Place	Bla	Time	Numb	Lname	Fname	Cnt	Rep	Swim	Tr1	Bike	Tr2	Run
1		16:57:29	192	Norman, Susan		USA	USA	2:03:53	11:09	8:08:00	13:02	6:21:27
2		16:58:39	193	Chambers, Gayla		USA	USA	2:02:22	10:31	8:09:53	8:54	6:27:02
3	DNF		194	Galietta, Maryann		USA	USA	1:57:48	7:50			

Women 75 & Over Awards

Place	Bla	Time	Numb	Lname	Fname	Cnt	Rep	Swim	Tr1	Bike	Tr2	Run
1		16:56:01	165	Anderson, Harriet		USA	USA	2:03:02	9:11	7:44:36	10:19	6:48:56





Drive one.

TIMEX



FOSTER GRANT



AVON



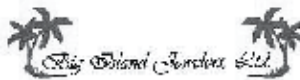
CEECO



KING KAMEHAMEHA'S KONA BEACH HOTEL



MEYER & MEYER SPORT



ENDURANCE BRONZE cultpura For Your Lifetime Achievemen



Proud Supplier of Custom Race Bibs for the **Ironman World Championship**



- FASTEST TURNAROUND TIME
- COMPLETELY CUSTOMIZED BIBS
- PERSONALIZED BIBS
- EASY TO ORDER

BibNumbers.com
1-866-638-3687 ext 304

Results Provided By



Design Provided By



Photos Provided By

