

**Aa Na Maka O Na Aa** The Sparkling Eyes of My Roots



2.4 MILES  
HEI HEI 'AU KAI/SWIM



112 MILES  
PAKIKALA/BIKE



26.2 MILES  
HOLO HEI HEI/RUN



Kailua-Kona, Hawaii  
OCT. 13, 2012

A man and a woman are shown from the chest up, wearing traditional Hawaiian attire. They are wearing large, elaborate headdresses made of green leaves and yellow flowers. The man is on the left, wearing orange sunglasses and has a joyful expression. The woman is on the right, wearing a pink headband and a lei of purple and pink flowers. They are set against a background of a sunset over the ocean.

**IRONMAN**<sup>®</sup>  
WORLD CHAMPIONSHIP

PRESENTED BY *mylist*

**OFFICIAL RESULTS GUIDE 2012**



# TOP THREE MEN



## PETE JACOBS Australia • 08:18:37

At only 30 years old, Pete Jacobs already has four top-10 finishes at the IRONMAN World Championship. His second-place finish in 2011 prepared him for this year's race where he claimed his first IRONMAN World Championship title. Jacobs has been solid this season with four wins at IRONMAN qualifying races — including his third consecutive win at the brutally hot Cobra Energy Drink IRONMAN 70.3 Philippines—and second place at IRONMAN Lake Placid behind Andy Potts. He's had the fastest run split the last two years, going 2:41:05 in 2010 (third-fastest ever) and 2:42:29 last year. This year, he had the third fastest run split and an improved bike, which gave him the edge he needed to claim the title.



## ANDREAS RAELEERT Germany • 08:23:40

In 2012 Andreas Raelert continued to show that he only knows the podium when it comes to the IRONMAN World Championship. He returned to Kona, where he took third place last year, and secured second-place at this year's event. With his result, it became the second time (2010 and 2012) the German has finished in the number two spot. He also has two third-place finishes in Kona, coming in 2009 (IRONMAN World Championship debut) and in 2011. In 2012, Raelert raced the Frankfurter Sparkasse IRONMAN European Championship in Frankfurt, finishing fourth after a crash on the bike. His 2012 IRONMAN World Championship race had the added bonus of his brother, Michael, racing with him. After maintaining a strong pace with the lead group throughout bike course, including the likes of Marino Vanhoenacker (BEL) and the eventual champion Pete Jacobs (AUS), Raelert put together the third-fastest run-split of the day and secured his spot at this year's IRONMAN World Championship.



## FREDERIK VAN LIERDE Belgium • 08:24:09

After last year's IRONMAN World Championship didn't turn out the way that he had hoped for, Frederik Van Lierde went into the 2011 offseason with a desire to educate himself and improve on the racing tactics that had plagued him in the past. His updated training and preparation paid off as he began the 2012 season with an impressive third-place finish, behind the performances of Craig Alexander (AUS) and Cameron Brown (NZL), at the IRONMAN Asia-Pacific Championship Melbourne. He followed that up by defending his title at the 2012 IRONMAN France – Nice. His early season success provided Van Lierde with the experience as well as recovery time that would help him to have one of his best performances to date at this year's IRONMAN World Championship. The Belgian would be tested throughout the day but was able to overcome his mental and physical obstacles. His performance, including the fourth-fastest run-split of the day, propelled him to take third place at this year's IRONMAN World Championship.

# TOP THREE WOMEN

## LEANDA CAVE Great Britain • 09:15:54

Leanda Cave had another smashing season-ending race schedule. After the best stretch of racing in her career at the end of 2011—including third place at the IRONMAN World Championship and a win at IRONMAN Arizona—she came out with the same track for success and performed in dominating fashion. Five weeks after winning the IRONMAN World Championship 70.3, Cave showed up in Kona and had a day for the ages, winning the 2012 IRONMAN World Championship with a time of 9:15:54. She not only won, but became the second person in IRONMAN history, and first female, to win the IRONMAN World Championship 70.3 and IRONMAN World Championship in the same year. The early part of the 2012 season was a rollercoaster for Cave, with a couple fourth places at IRONMAN 70.3 Panama and Wildflower, a win at Escape From Alcatraz and then a minor injury. Yet no one would have thought, after such setbacks, that Cave would go on to have two of the most dominating months of her career. “I have to keep my eye on the prize, which is Kona,” Cave said in a pre-race interview.

She did just that as in one of the toughest women’s World Championship races to date, Cave fended off competition from Caroline Steffen (SUI), Mirinda Carfrae (AUS), Rachel Joyce (GBR) and Mary Beth Ellis (USA) to claim her first World Championship title.



## CAROLINE STEFFEN Switzerland • 09:16:58

Caroline “Xena” Steffen’s experience at the IRONMAN World Championship only ran two years deep prior to 2012, but in the latest edition of the race, Steffen showed why she is always one to contend for a podium finish. The Swiss star used her strong cycling abilities to push the lead group at this year’s event, posting the third-fastest bike split and giving the eventual champion, Leanda Cave (GBR), one of the greatest tests of her career. Though she wasn’t able to chase down the 2012 Champion, she did secure her first podium finish at the 2012 IRONMAN World Championship, finishing second for the first time. Steffen also had an amazing season in 2012, with wins at this year’s IRONMAN Asia-Pacific Championship Melbourne, Frankfurter Sparkasse IRONMAN European Championship, and the ITU Long Distance World Championships. In Melbourne, she finished in 8:34:51, which was 55 seconds from breaking Chrissie Wellington’s fastest-ever time set in 2011. That race was highlighted by a 4:35:29 bike split, the fastest IRONMAN women’s bike ever. She was also third in the Abu Dhabi International Triathlon and fifth in IRONMAN 70.3 Austria this year.



## MIRINDA CARFRAE Australia • 09:21:41

All eyes were on Mirinda Carfrae as the 2010 World Champion looked to take the crown at the 2012 IRONMAN World Championship. The task would not be easy and the world soon learned at how hard of a test that would be for the Aussie. Though she came up just short of her ultimate goal, the IRONMAN World Championship run-course record holder was able to stay with the lead group and finish on the podium in Kona for the fourth year in a row, finishing in third place. Her 2012 season was full of highs and lows, including a third-place finish at the IRONMAN Asia-Pacific Championship Melbourne and DNFs at the EnduraFit IRONMAN 70.3 EagleMan and the IRONMAN World Championship 70.3 in September.





# INDEX

TOP THREE MEN .....	2
TOP THREE WOMEN.....	3
STATS .....	6
THIS YEAR IN KONA.....	7
PRO MEN'S RESULTS.....	8
PRO WOMEN'S RESULTS .....	9
PHYSICALLY CHALLENGED RESULTS .....	10
HAND CYCLE RESULTS .....	11
MILITARY RESULTS .....	11
TOP FIVE SWIM, BIKE, RUN .....	12
OVERALL RESULTS .....	14
AGE GROUP RESULTS .....	55
OUR SPONSORS.....	96





# IRONMAN<sup>®</sup>

## WORLD CHAMPIONSHIP



**KAILUA-KONA, HAWAII**  
**OCT. 13, 2012**

**EIA KA OHANA**

**HAI NA LALA**

**MOHALA NA LAU**

# **Aa Na Maka O Na Aa** | *The Sparkling Eyes of My Roots*

In Hawai'i there is a natural respect for our honored elders, the kupuna. They are the practitioners of aloha, pono, and malama – love, righteousness and caring – the principles of the islands of Hawai'i.

The spiritual wisdom and presence of our kupuna guide us. We look to them to help guide us on our pathways through life. They mentor us not only for our betterment but for the betterment of Hawai'i. They are a source of experience, knowledge, guidance, strength and inspiration; they teach us how to grow.

Kupuna Elizabeth Maluichi Ako Lee, one of Hawaii's living treasures, shares her philosophy on life and success:

**Aa Na Maka O Na Aa - *The Sparkling Eyes of My Roots.*** As we live our lives, we will never lose our way as long as we remember where we came from. Success is about respecting our roots, taking value in what we have learned, and embracing our journey.

In Hawai'i, this is represented by the Hala Tree, which represents our "Family Tree" and is a reflection of our past and our present. Knowing your roots is knowing your way. Our roots represent the path that our ancestors have taken and the choices that have been made that define and illuminate who we are today.

**Aa Na Maka O Na Aa** – The Sparkling Eyes of My Roots.

**ULU NA KUMU** – From the roots come the tree (the parents).

**HAI NA LALA** – From the tree come the branches (the children).

**MOHALA NA LAU** – From the branches come the leaves (the grandchildren).

**LEI KA HINANO PALA KA HALA ALA KA HALA ULU NA KI HALA** – There are male and female versions of the tree. The Hinano is the male flower and the Hala fruit is the female. The hala together with the hinano will bear the keys (seeds), which drop to earth and regenerate life (next generation).

**EIA KA OHANA** – This is the family tree.

Hala Tree

**ULU NA KUMU**



The artistic interpretations of the elements were created by Alike Ho'omana.

**The mana`o of the 2012 Ironman World Championship theme are expressed by Kupuna Elizabeth Maluichi Ako Lee.**



# STATS

## ALL TIME TOP TEN

### SWIM

#### MEN

46:41 Lars Jorgensen USA 98  
 46:44 Lars Jorgensen USA 95  
 46:50 Jan Sibbersen GER 03  
 47:01 Noa Sakamoto USA 08  
 47:02 John Flanagan USA 08  
 47:04 Jan Sibbersen GER 04  
 47:15 Hiroki Hikida JPN 03  
 47:39 Bradford Hinshaw USA 86  
 47:41 John Weston USA 03  
 47:42 John Flanagan III USA 09

#### WOMEN

48:43 Jodi Jackson USA 99  
 49:11 Wendy Ingraham USA 98  
 49:51 Barb Lindquist USA 00  
 49:52 Wendy Ingraham USA 99  
 49:57 Ute Mueckel GER 97  
 50:28 Wendy Ingraham USA 99  
 50:28 Monica Caplan USA 03  
 50:29 Linda Gallo USA 03  
 50:30 Raleigh Tennant AUS 99  
 50:31 Jennifer Hinshaw USA 84

### BIKE

#### MEN

4:18:23 Normann Stadler GER 06  
 4:18:32 Chris Lieto USA 11  
 4:21:36 Torbjorn Sindballe DNK 05  
 4:23:18 Chris Lieto USA 10  
 4:24:05 Craig Alexander AUS 11  
 4:24:16 Luke McKenzie USA 11  
 4:24:17 Dirk Bockel LUX 11  
 4:24:50 Thomas Hellriegel GER 96  
 4:25:11 Chris Lieto USA 09  
 4:25:21 Micheal Weiss USA 10

#### WOMEN

4:44:20 105 Thuerig, Karin 11  
 4:48:22 Karin Thuerig SUI 10  
 4:48:30 Paula Newby-Fraser ZIM 93  
 4:50:16 Erin Baker NZL 93  
 4:50:16 Karin Thuerig DUI 05  
 4:50:26 Caroline Steffen SWI 11  
 4:50:41 Karin Thuerig DUI 03  
 4:52:00 Natascha Badmann SUI 05  
 4:52:07 Chrissie Wellington GBR 09  
 4:52:26 Natascha Badmann SUI 02

### RUN

#### MEN

2:40:04 Mark Allen USA 89  
 2:41:03 Dave Scott USA 89  
 2:41:06 Pete Jacobs AUS 10  
 2:41:48 Luc Van Lierde BEL 96  
 2:41:57 Olivier Bernhard SUI 99  
 2:41:59 Craig Alexander AUS 10  
 2:42:02 Chris McCormack AUS 07  
 2:42:09 Mark Allen USA 95  
 2:42:09 Mark Allen USA 91  
 2:42:18 Mark Allen USA 92

#### WOMEN

2:52:09 Mirinda Carfrae AUS 11  
 2:52:41 Chrissie Wellington GBR 11  
 2:53:32 Mirinda Carfrae AUS 10  
 2:53:51 Caitlin Snow USA 11  
 2:56:04 Caitlin Snow USA 10  
 2:56:51 Mirinda Carfrae AUS 09  
 2:57:44 Chrissie Wellington GBR 08  
 2:58:36 Sandra Wallenhorst GER 08  
 2:59:16 Lori Bowden CAN 99  
 2:59:58 Chrissie Wellington GBR 07



# THIS YEAR IN KONA

## DID YOU KNOW?

- 1,984 athletes started, 1,979 came out of the water and 5 did not make the swim cut off
- 1,979 athletes started the bike
- 1,937 athletes started the run
- **Finisher Rate: 1886/1984 = 95% finisher rate**
- **Last Official Finisher: Harriet Henderson - 16:59:19**
- **Fastest Transition: T1 1:34 T2 2:04 Total: 3:38 Timothy O'Donnell**
- **Longest time spent in transitions: T1 10:07 T2 34:45 Total: 44:52**
- **Finishers by Gender: SEX = F 524 SEX = M 1362**

New champions were crowned as Pete Jacobs (AUS) and Leanda Cave (GBR) overtook a challenging, world-class field under difficult conditions at the 2012 IRONMAN World Championship presented by myList. Jacobs, who finished second at last year's race, captured his first IRONMAN World Championship title. Finishing in 8:18:37, the Australian ran his way to the title after beginning the marathon more than seven minutes behind Marino Vanhoenacker, who led off the bike. An Australian has claimed the men's title at the last six consecutive IRONMAN World Championship races. Cave had a solid race from start to finish and overcame surges by multiple competitors throughout the run to secure her first IRONMAN World Championship title, crossing the line in 9:15:54.

Jacobs excelled over an impressive men's field that included last year's third place finisher Andreas Raelert (DEU), Frederik Van Lierde (BEL) and last year's champion Craig Alexander (AUS). Andy Potts (USA) exited the water first for the second year in a row, but Vanhoenacker (BEL), Sebastian Kienle (DEU) and Jacobs established themselves through the lava fields of the bike course with the Belgian and German ultimately pulling away just before the turn-around in Hawi. Kienle got a flat tire, leaving Vanhoenacker to lead the way into T2 with the lead. He held his position for almost 16 miles of the run until Jacobs, who posted last year's fastest run-split, made the pass to take the lead. The rest of the race was a dash to the finish as the Aussie secured the title in convincing fashion.

After finishing the 2011 IRONMAN World Championship in third place, Cave returned to the Island of Hawai'i fresh off a victory at the IRONMAN World Championship 70.3. Amanda Stevens (USA) exited the water first, followed closely by Meredith Kessler (USA), Gina Crawford (NZL), Cave and Mary Beth Ellis (USA). A strong pack of females, including four 2012 IRONMAN Champions, charged along the 112-mile bike course of the Queen Ka'ahumanu Highway as Ellis, Caroline Steffen (SUI) and Cave pulled away and headed into T2 with the lead. After Steffen set the lead pace for much of the run, the race would turn into a close battle when, in the final 5k, Cave made her pass for the win. With the victory, Cave became the second person in IRONMAN history, and first female, to win the IRONMAN World Championship 70.3 and IRONMAN World Championship in the same year. Great Britain has held on to the women's IRONMAN World Championship title the last five out of six races.

# PRO MEN'S RESULTS

Place	Bla	Time	Numbe	Fname	Lname	Cnt	Rep	Swim	Tr1	Bike	Tr2	Run
1		08:18:37	3	Pete	Jacobs	AUS	AUS	51:28	1:49	4:35:15	2:02	2:48:06
2		08:23:40	2	Andreas	Raelert	GER	GER	55:17	1:53	4:36:34	2:33	2:47:24
3		08:24:09	16	Frederik	Van Lierde	BEL	BEL	51:36	2:01	4:35:25	2:19	2:52:50
4		08:27:08	6	Sebastian	Kienle	GER	GER	55:21	1:56	4:33:23	2:05	2:54:25
5		08:28:33	15	Faris	Al-Sultan	ARE	GER	51:39	1:45	4:35:53	2:27	2:56:50
6		08:30:57	8	Timo	Bracht	GER	GER	53:45	2:05	4:37:17	2:15	2:55:37
7		08:31:45	51	Andy	Potts	USA	USA	50:32	1:41	4:43:52	2:22	2:53:18
8		08:33:28	40	Timothy	O'Donnell	USA	USA	51:37	1:34	4:44:16	2:04	2:53:59
9		08:35:02	27	David	Dellow	AUS	AUS	51:33	1:44	4:40:28	2:16	2:59:03
10		08:36:21	18	Dirk	Bockel	LUX	LUX	52:30	1:48	4:34:17	2:01	3:05:48
11		08:37:31	46	Bart	Aernouts	BEL	BEL	1:00:15	1:45	4:45:11	3:12	2:47:10
12		08:40:49	1	Craig	Alexander	AUS	AUS	51:35	1:41	4:44:45	2:21	3:00:30
13		08:42:49	7	Jordan	Rapp	USA	USA	59:07	1:57	4:40:03	2:17	2:59:27
14		08:44:45	35	Jeremy	Jurkiewicz	FRA	FRA	51:31	1:43	4:52:26	2:27	2:56:40
15		08:45:12	53	Axel	Zeebroek	BEL	BEL	51:41	1:50	4:42:09	2:33	3:07:00
16		08:46:44	50	Bruno	Clerbout	BEL	BEL	55:22	1:55	4:55:33	2:02	2:51:54
17		08:47:54	25	Romain	Guillaume	FRA	FRA	51:41	1:58	4:36:11	2:34	3:15:33
18		08:48:45	47	Cyril	Viennot	FRA	FRA	55:23	1:58	4:48:25	2:10	3:00:51
19		08:50:18	24	Ronnie	Schildknecht	SWI	SUI	55:23	1:54	4:38:57	2:43	3:11:22
20		08:50:21	28	Matthew	Russell	USA	USA	1:08:01	1:58	4:46:35	2:25	2:51:23
21		08:51:57	32	Andi	Boecherer	GER	GER	51:27	1:53	4:43:18	2:56	3:12:26
22		08:53:39	45	Rasmus	Henning	DNK	DEN	51:35	1:56	4:42:36	2:31	3:15:02
23		08:53:42	49	Thomas	Lowe	GBR	GBR	1:01:43	2:03	4:50:25	2:33	2:57:00
24		08:54:58	43	Luke	McKenzie	AUS	AUS	51:29	1:40	4:39:09	2:09	3:20:32
25		08:56:04	39	Michael	Lovato	USA	USA	55:22	1:52	4:52:00	3:39	3:03:13
26		08:56:10	36	Pedro	Gomes	PRT	POR	55:14	1:49	4:54:30	2:16	3:02:24
27		08:56:41	44	Trevor	Delsaut	FXX	FRA	1:01:32	2:11	4:54:20	2:32	2:56:09
28		08:59:38	9	Jozsef	Major	USA	HUN	1:01:41	2:15	4:42:57	2:30	3:10:17
29		09:06:47	20	Mike	Schifferle	SWI	SUI	1:07:58	3:09	4:56:09	3:23	2:56:10
30		09:19:23	30	Viktor	Zyemtsev	UKR	UKR	55:16	1:51	4:56:52	2:52	3:22:35
31		09:22:02	41	Michael	Raelert	GER	GER	51:37	2:07	5:14:41	2:19	3:11:20
32		09:22:02	12	Marko	Albert	EST	EST	50:47	1:49	5:14:53	3:39	3:10:56
33		09:22:31	54	Greg	Bennett	USA	AUS	51:39	1:43	4:55:41	2:49	3:30:41
34		09:26:46	21	Petr	Vabrousek	CZE	CZE	1:01:38	2:52	5:07:09	3:13	3:11:56
35		09:31:34	22	Andrey	Lyatskiy	RUS	RUS	51:42	1:59	5:18:16	2:55	3:16:44
36		09:35:22	52	Christian	Brader	GER	GER	1:04:32	1:50	5:09:43	2:25	3:16:54
37		09:38:58	34	Sergio	Marques	PRT	POR	1:01:29	1:51	5:27:24	3:05	3:05:11
38		09:45:07	26	Trevor	Wurtele	CAN	CAN	1:00:03	2:03	4:59:10	2:42	3:41:11
39		09:58:44	48	Josh	Rix	USA	AUS	53:45	1:47	4:51:08	2:49	4:09:17
40	DNF		5	Marino	Vanhoenacker	BEL	BEL	52:11	2:03	4:25:50	1:58	
41	DNF		33	Paul	Matthews	USA	AUS	51:28	1:46	4:44:26	2:41	
42	DNF		37	Paul	Amey	USA	GBR	55:21	1:55	4:43:35	2:18	
43	DNF		23	Clemente	Alonso-McKernan	ESP	ESP	51:38	2:08	4:53:14	4:12	
44	DNF		29	Joe	Gambles	USA	USA	52:35	1:35	4:58:08		
45	DNF		14	Luke	Bell	USA	AUS	51:41	1:59	5:02:28		
46	DNF		31	Eneko	Llanos	ESP	ESP	53:53	2:19	5:00:41	2:14	
47	DNF		42	Markus	Thomschke	GER	GER	1:02:53	2:14	4:55:08	3:06	
48	DNF		38	Alejandro	Santamaria	ESP	ESP	1:01:17	1:54	5:15:07	3:46	
49	DNF		17	Daniel	Fontana	ITA	ITA	51:42	1:50			
50	DNF		11	Chris	McCormack	AUS	AUS	52:34	1:43			



# PRO MEN'S RESULTS

Place	Bla	Time	Numbe	Fname	Lname	Cnt	Rep	Swim	Tr1	Bike	Tr2	Run
51	DNF		19	Mike	Aigroz	SWI	SUI	53:47		1:46		
52	DNF		10	Maxim	Kriat	USA	UKR	55:17		1:47		



# PRO WOMEN'S RESULTS

Place	Bla	Time	Numbe	Fname	Lname	Cnt	Rep	Swim	Tr1	Bike	Tr2	Run
1		09:15:54	103	Leanda	Cave	USA	GBR	56:03	2:09	5:12:06	2:25	3:03:13
2		09:16:58	101	Caroline	Steffen	SWI	SUI	57:37	1:48	5:06:49	2:37	3:08:09
3		09:21:41	102	Mirinda	Carfrae	USA	AUS	1:00:06	1:56	5:12:18	2:19	3:05:04
4		09:22:45	120	Sonja	Tajsich	GER	GER	1:10:36	2:03	5:07:58	2:43	2:59:27
5		09:22:57	105	Mary Beth	Ellis	USA	USA	56:06	1:59	5:08:06	6:18	3:10:30
6		09:26:25	118	Natascha	Badmann	SUI	SUI	1:06:21	2:24	5:06:07	2:15	3:09:19
7		09:28:54	114	Gina	Crawford	NZL	NZL	55:59	2:45	5:21:31	2:25	3:06:16
8		09:32:18	109	Linsey	Corbin	USA	USA	1:02:53	2:06	5:16:55	2:31	3:07:55
9		09:36:18	115	Caitlin	Snow	USA	USA	57:43	2:14	5:30:48	2:28	3:03:07
10		09:38:15	111	Amy	Marsh	USA	USA	56:08	1:53	5:16:37	3:12	3:20:27
11		09:40:16	104	Rachel	Joyce	GBR	GBR	57:42	2:02	5:24:27	3:36	3:12:31
12		09:42:22	129	Michelle	Vesterby	DNK	DEN	57:44	2:01	5:16:57	2:53	3:22:48
13		09:43:43	110	Rebekah	Keat	AUS	AUS	57:44	2:13	5:26:53	2:49	3:14:06
14		09:44:04	108	Heather	Wurtele	CAN	CAN	1:00:04	2:01	5:16:58	2:35	3:22:28
15		09:46:51	113	Kelly	Williamson	USA	USA	57:39	1:59	5:40:03	2:11	3:05:02
16		09:48:38	122	Tine	Deckers	BEL	BEL	1:06:18	1:46	5:19:26	2:26	3:18:44
17		09:51:16	123	Kristin	Moller	GER	GER	1:16:43	1:50	5:23:46	2:23	3:06:36
18		09:51:59	124	Amanda	Stevens	USA	USA	55:09	1:53	5:27:08	3:00	3:24:50
19		09:52:58	131	Mareen	Hufe	GER	GER	1:06:25	2:02	5:20:44	2:47	3:21:01
20		09:53:24	116	Simone	Brandli	SWI	SUI	57:40	2:07	5:29:07	2:53	3:21:39
21		09:55:11	112	Joanna	Lawn	NZL	NZL	1:00:09	2:00	5:21:28	2:54	3:28:42

# PRO WOMEN'S RESULTS

Place	Bla	Time	Numbe	Fname	Lname	Cnt	Rep	Swim	Tr1	Bike	Tr2	Run
22		10:03:54	130	Sara	Gross	CAN	CAN	1:00:07	2:07	5:46:06	2:35	3:13:00
23		10:04:51	117	Sarah	Piampiano	USA	USA	1:06:20	2:00	5:29:53	3:11	3:23:30
24		10:07:06	126	Susan	Dietrich	GER	GER	1:06:12	2:02	5:15:51	2:41	3:40:23
25		10:14:39	121	Sofe	Goos	BEL	BEL	1:02:52	1:45	5:49:07	2:56	3:18:01
26		11:38:39	119	Jessica	Jacobs	USA	USA	1:17:30	2:20	5:17:52	3:15	4:57:43
27	DNF		106	Meredith	Kessler	USA	USA	55:56	2:10	5:33:18	5:34	
28	DNF		127	Erika	Csomor	HUN	HUN	1:06:19	2:05	5:25:14	2:41	
29	DNF		107	Anja	Beranek	GER	GER	1:00:02	1:55			
30	DNF		125	Michelle	Gailey	AUS	AUS	1:03:02	2:19			
31	DNF		128	Emi	Sakai	JPN	JPN	1:16:46	2:08			




# PHYSICALLY CHALLENGED RESULTS

## Physically Challenged Men

Place	Bla	Time	Numbe	Lname	Fname	Cnt	Rep	Swim	Tr1	Bike	Tr2	Run
1		11:35:52	150	Townsend, Joseph		GBR	GBR	1:22:40	5:14	6:58:36	6:13	3:03:11
2	DNF		149	Schmidt, Jeff		USA	USA	1:41:03	12:18	7:50:08	12:01	

## Physically Challenged Women

Place	Bla	Time	Numbe	Lname	Fname	Cnt	Rep	Swim	Tr1	Bike	Tr2	Run
1		14:03:32	148	Dodson, Amy		USA	USA	1:42:45	9:16	7:07:08	12:23	4:52:02





# HAND CYCLE RESULTS

## Hand Cycle Men

Place	Bla	Time	Numbe	Lname	Fname	Cnt	Rep	Swim	Tr1	Bike	Tr2	Run
1		10:30:19	146	Kajlich, Andre		USA	USA	1:14:12	2:21	6:53:35	3:30	2:16:43
2		12:36:16	147	Mather, Kevin		USA	USA	1:21:41	3:03	7:01:16	2:53	4:07:25

## Hand Cycle Women

Place	Bla	Time	Numbe	Lname	Fname	Cnt	Rep	Swim	Tr1	Bike	Tr2	Run
1		12:21:01	142	Tonoyama, Yasuyo		JPN	JPN	1:18:58	6:27	6:44:54	5:54	4:04:51
2	DNF		144	Katz, Susan		USA	USA	1:55:44	4:45			
3	DNF		143	Dentler, Minda		USA	USA	1:59:13	3:38			



# MILITARY RESULTS

## Military Men

Place	Time	Numbe	Lname	Fname	Cnt	Rep	Swim	Tr1	Bike	Tr2	Run	Military
1	09:32:54	1336	Hilton, Robert		USA	USA	1:09:43	3:56	5:01:38	3:27	3:14:11	US Marine
2	09:36:29	1606	Danish, Michael		USA	USA	1:06:10	3:20	5:08:20	2:35	3:16:06	US Coast Gua
3	09:47:40	1925	Williams, Brad		USA	USA	1:03:17	2:23	5:13:46	3:24	3:24:53	US Air Force
4	10:17:10	1156	Eldridge, Brian		USA	USA	1:35:22	4:34	5:13:05	4:19	3:19:53	US Air Force
5	10:22:28	730	Jones, Scott		USA	USA	1:01:44	3:09	5:27:23	3:43	3:46:33	US Navy
6	11:07:28	1171	Loos, Cam		USA	USA	58:48	3:28	5:59:42	5:19	4:00:13	US Navy
7	11:38:52	974	Rael, Felipe		USA	USA	1:27:07	3:32	5:44:37	4:42	4:18:56	US Marine
8	11:55:26	1946	Spears, Michael		USA	USA	1:06:34	3:21	6:18:09	8:01	4:19:23	US Army
9	14:15:47	992	Stiles, Andrew		USA	USA	1:24:55	3:57	7:08:47	9:50	5:28:20	US Navy
10	14:33:01	684	Smith, Stephen		USA	USA	1:13:42	7:24	6:58:01	14:39	5:59:16	US Army

## Military Women

Place	Time	Numbe	Lname	Fname	Cnt	Rep	Swim	Tr1	Bike	Tr2	Run	Military
1	10:31:14	1524	Wilkinson, Jolene		USA	USA	1:07:12	3:27	5:24:39	3:25	3:52:33	US Air Force
2	10:35:46	2066	Morrison, Samantha		USA	USA	1:01:29	2:40	5:46:05	3:22	3:42:11	US Air Force
3	12:24:51	1549	Shaw, Priscilla		USA	USA	1:44:12	6:11	6:14:02	5:44	4:14:44	US Army
4	13:50:47	1283	Thompson, Laura		USA	USA	1:40:50	9:55	6:52:08	9:15	4:58:41	US Coast Gua
5	13:56:12	1255	Barnes, Kristin		USA	USA	1:18:15	3:32	6:32:56	3:28	5:58:03	US Navy

# TOP FIVE SWIM, BIKE, RUN



2.4 MILES  
HEI HEI `AU KAI/SWIM

## Fastest Swim - PRO MEN

Place	Swim	Numbe	Lname	Fname	City	Pro	Cnt	Ag
1	50:32	51	Potts, Andy		COLORADO S	CO	USA	36
2	50:47	12	Albert, Marko		TALLINN		EST	33
3	51:27	32	Boecherer, Andi		FREIBURG		GER	29
4	51:28	3	Jacobs, Pete		SYDNEY	NSW	AUS	31
5	51:29	43	McKenzie, Luke		SUNSHINE B	NT	AUS	31

## Fastest Swim - PRO WOMEN

Place	Swim	Numbe	Lname	Fname	City	Pro	Cnt	Ag
1	55:09	124	Stevens, Amanda		OKLAHOMA C	OK	USA	35
2	55:59	114	Crawford, Gina		CHRISTCHUR	CAN	NZL	32
3	56:03	103	Cave, Leanda		TUCSON	AZ	USA	34
4	56:06	105	Ellis, Mary Beth		SUPERIOR	CO	USA	35
5	56:08	111	Marsh, Amy		AUSTIN	TX	USA	35



112 miles  
PAKIKALA/BIKE

## Fastest Bike - PRO MEN

Place	Bike	Numbe	Lname	Fname	City	Pro	Cnt	Ag
1	4:33:23	6	Kienle, Sebastian		HOHENKLING		GER	28
2	4:34:17	18	Bockel, Dirk		MUNSBACH		LUX	36
3	4:35:15	3	Jacobs, Pete		SYDNEY	NSW	AUS	31
4	4:35:25	16	Van Lierde, Frederik		MENEN		BEL	33
5	4:35:53	15	Al-Sultan, Faris		AL-AIN	ABU	ARE	34

## Fastest Bike - PRO WOMEN

Place	Bike	Numbe	Lname	Fname	City	Pro	Cnt	Ag
1	5:06:07	118	Badmann, Natascha		OFTRINGEN		SUI	46
2	5:06:49	101	Steffen, Caroline		SPIEZ		SWI	34
3	5:07:58	120	Tajsich, Sonja		SINZING		GER	37
4	5:08:06	105	Ellis, Mary Beth		SUPERIOR	CO	USA	35
5	5:12:06	103	Cave, Leanda		TUCSON	AZ	USA	34



26.2 miles  
HOLO HEI HEI/RUN

## Fastest Run - PRO MEN

Place	Run	Numbe	Lname	Fname	City	Pro	Cnt	Ag
1	2:47:10	46	Aernouts, Bart		MERKSEM		BEL	28
2	2:47:24	2	Raelert, Andreas		ROSTOCK		GER	36
3	2:48:06	3	Jacobs, Pete		SYDNEY	NSW	AUS	31
4	2:51:23	28	Russell, Matthew		SCOTTSDALE	AZ	USA	29
5	2:51:54	50	Clerbout, Bruno		KAPELLE OP		BEL	36

## Fastest Run - PRO WOMEN

Place	Run	Numbe	Lname	Fname	City	Pro	Cnt	Ag
1	2:59:27	120	Tajsich, Sonja		SINZING		GER	37
2	3:03:07	115	Snow, Caitlin		BROCKTON	MA	USA	30
3	3:03:13	103	Cave, Leanda		TUCSON	AZ	USA	34
4	3:05:02	113	Williamson, Kelly		AUSTIN	TX	USA	35
5	3:05:04	102	Carfrae, Mirinda		BOULDER	CO	USA	31




# TOP FIVE SWIM, BIKE, RUN

## Fastest Swim - Age Group Men

Place	Swim	Numbe	Lname	Fname	Ag City	Pro Cnt
1	51:41	1705	Colpaert, Bart		31 IZEGEM	BEL
2	52:07	1926	Jensen, Asger		26 AALBORG OE	DNK
3	53:45	2039	Frederickson, Ryan		21 WHEATON IL	USA
4	53:49	1903	Gonzalez, Victor		27 VALLADOLID	ESP
5	53:54	1930	Hood, Matthew		26 CARINGBAH NSW	AUS

## Fastest Swim - Age Group Women

Place	Swim	Numbe	Lname	Fname	Ag City	Pro Cnt
1	53:45	1980	Chura, Haley		27 ATLANTA GA	USA
2	56:14	1826	Jackson, Christina		31 OCEANSIDE CA	USA
3	56:32	1296	Fisher, Andrea		40 SUNSET VAL TX	USA
4	57:54	1952	Thomas, Kathryn		29 STEPHENS C VA	USA
5	58:08	1983	Taylor, Kathryn		27 KAILUA HI	USA



## Fastest Bike - Age Group Men

Place	Bike	Numbe	Lname	Fname	Ag City	Pro Cnt
1	4:43:42	1191	Muller, Christian		40 B HL	GER
2	4:43:46	1410	Gyde, Sam		37 DESTELBERG	BEL
3	4:43:50	1005	Jalabert, Laurent		44 MONTAUBAN	FRA
4	4:44:07	1448	Inkinen, Sami		37 DUBLIN NH	USA
5	4:46:11	1204	Ganser, Markus		40 STOLBERG	GER

## Fastest Bike - Age Group Women

Place	Bike	Numbe	Lname	Fname	Ag City	Pro Cnt
1	5:00:42	1780	Adam, Stefanie		34 SINT-KATEL	BEL
2	5:11:26	1995	Kehoe, Danielle		25 ARVADA CO	USA
3	5:16:06	1586	Wicks, Hilary		35 PAPAURA	AUK NZL
4	5:18:55	1790	Brown, Brooke		33 WINDSOR ON	CAN
5	5:19:40	1569	Black, Ali		36 SALT LAKE UT	USA



## Fastest Run - Age Group Men

Place	Run	Numbe	Lname	Fname	Ag City	Pro Cnt
1	2:52:40	1880	Thorne, Joe		28 AUSTIN TX	USA
2	2:56:32	1863	Williams, Benjamin		29 HONOLULU HI	USA
3	2:58:28	1750	Osttot, Adam		30 WILLIAMSBU VA	USA
4	3:00:39	1851	Maley, Joel		29 COLD LAKE AB	CAN
5	3:00:41	1172	Joussemet, Jer me		40 BASSE GOUL NT	FRA

## Fastest Run - Age Group Women

Place	Run	Numbe	Lname	Fname	Ag City	Pro Cnt
1	3:14:12	1544	Croft, Sheila		38 REDMOND WA	USA
2	3:16:24	1598	Li, Shiao Yu		35 TAIPEI TAI	TWN
3	3:16:55	1794	Cornman, Jocelyn		33 LEETSDALE PA	USA
4	3:17:38	1839	Esefeld, Katrin		30 MUENCHEN	GER
5	3:18:05	1591	Jaenke, Kym		35 SINNAMON P QLD	AUS



# OVERALL RESULTS

Place	Bla	Time	Numbe	Lname	Fname	Cnt	Rep	Cpla	Category	Swim	Tr1	Bike	Tr2	Run
1		08:18:37	3	Jacobs, Pete		AUS	AUS	1	MPRO	51:28	1:49	4:35:15	2:02	2:48:06
2		08:23:40	2	Raelert, Andreas		GER	GER	2	MPRO	55:17	1:53	4:36:34	2:33	2:47:24
3		08:24:09	16	Van Lierde, Frederik		BEL	BEL	3	MPRO	51:36	2:01	4:35:25	2:19	2:52:50
4		08:27:08	6	Kienle, Sebastian		GER	GER	4	MPRO	55:21	1:56	4:33:23	2:05	2:54:25
5		08:28:33	15	Al-Sultan, Faris		ARE	GER	5	MPRO	51:39	1:45	4:35:53	2:27	2:56:50
6		08:30:57	8	Bracht, Timo		GER	GER	6	MPRO	53:45	2:05	4:37:17	2:15	2:55:37
7		08:31:45	51	Potts, Andy		USA	USA	7	MPRO	50:32	1:41	4:43:52	2:22	2:53:18
8		08:33:28	40	O'Donnell, Timothy		USA	USA	8	MPRO	51:37	1:34	4:44:16	2:04	2:53:59
9		08:35:02	27	Dellow, David		AUS	AUS	9	MPRO	51:33	1:44	4:40:28	2:16	2:59:03
10		08:36:21	18	Bockel, Dirk		LUX	LUX	10	MPRO	52:30	1:48	4:34:17	2:01	3:05:48
11		08:37:31	46	Aernouts, Bart		BEL	BEL	11	MPRO	1:00:15	1:45	4:45:11	3:12	2:47:10
12		08:40:49	1	Alexander, Craig		AUS	AUS	12	MPRO	51:35	1:41	4:44:45	2:21	3:00:30
13		08:42:49	7	Rapp, Jordan		USA	USA	13	MPRO	59:07	1:57	4:40:03	2:17	2:59:27
14		08:44:45	35	Jurkiewicz, Jeremy		FRA	FRA	14	MPRO	51:31	1:43	4:52:26	2:27	2:56:40
15		08:45:12	53	Zeebroek, Axel		BEL	BEL	15	MPRO	51:41	1:50	4:42:09	2:33	3:07:00
16		08:46:44	50	Clerbout, Bruno		BEL	BEL	16	MPRO	55:22	1:55	4:55:33	2:02	2:51:54
17		08:47:54	25	Guillaume, Romain		FRA	FRA	17	MPRO	51:41	1:58	4:36:11	2:34	3:15:33
18		08:48:45	47	Viennot, Cyril		FRA	FRA	18	MPRO	55:23	1:58	4:48:25	2:10	3:00:51
19		08:50:18	24	Schildknecht, Ronnie		SWI	SUI	19	MPRO	55:23	1:54	4:38:57	2:43	3:11:22
20		08:50:21	28	Russell, Matthew		USA	USA	20	MPRO	1:08:01	1:58	4:46:35	2:25	2:51:23
21		08:51:57	32	Boecherer, Andi		GER	GER	21	MPRO	51:27	1:53	4:43:18	2:56	3:12:26
22		08:53:39	45	Henning, Rasmus		DNK	DEN	22	MPRO	51:35	1:56	4:42:36	2:31	3:15:02
23		08:53:42	49	Lowe, Thomas		GBR	GBR	23	MPRO	1:01:43	2:03	4:50:25	2:33	2:57:00
24		08:54:17	1191	Muller, Christian		GER	GER	1	M40-44	1:04:00	3:14	4:43:42	2:33	3:00:51
25		08:54:58	43	McKenzie, Luke		AUS	AUS	24	MPRO	51:29	1:40	4:39:09	2:09	3:20:32
26		08:56:04	39	Lovato, Michael		USA	USA	25	MPRO	55:22	1:52	4:52:00	3:39	3:03:13
27		08:56:10	36	Gomes, Pedro		PRT	POR	26	MPRO	55:14	1:49	4:54:30	2:16	3:02:24
28		08:56:41	44	Delsaut, Trevor		FXX	FRA	27	MPRO	1:01:32	2:11	4:54:20	2:32	2:56:09
29		08:59:38	9	Major, Jozsef		USA	HUN	28	MPRO	1:01:41	2:15	4:42:57	2:30	3:10:17
30		09:01:27	2001	Burton, Matt		AUS	AUS	1	M18-24	1:00:40	2:15	4:52:23	2:28	3:03:43
31		09:06:09	1410	Gyde, Sam		BEL	CAN	1	M35-39	1:12:02	3:09	4:43:46	2:20	3:04:54
32		09:06:47	20	Schifferle, Mike		SWI	SUI	29	MPRO	1:07:58	3:09	4:56:09	3:23	2:56:10
33		09:08:43	1859	Neves, Marcio		PRT	POR	1	M25-29	1:01:04	2:46	4:57:32	2:32	3:04:50
34		09:09:02	1681	Dietze, Mathias		GER	GER	1	M30-34	59:12	2:45	4:53:53	2:43	3:10:32
35		09:10:09	1334	Cascio, Jamie		CHE	SWI	2	M35-39	1:01:59	2:46	4:56:57	2:33	3:05:55
36		09:11:23	1639	Kunath, Sven		GER	GER	2	M30-34	1:07:04	3:07	4:53:07	3:34	3:04:33
37		09:12:03	1432	Hume, Sam		AUS	AUS	3	M35-39	54:33	2:36	5:09:34	2:42	3:02:39
38		09:12:38	1750	Otstot, Adam		USA	USA	3	M30-34	1:00:02	2:42	5:08:43	2:44	2:58:28
39		09:13:18	1864	Visin, Kyle		USA	USA	2	M25-29	58:34	1:59	5:03:43	2:21	3:06:44
40		09:13:39	2016	Baldwin, Nicholas		SEY	SEY	2	M18-24	59:23	2:03	4:56:10	6:17	3:09:48
41		09:14:00	1923	Farrell, Gregory		AUS	AUS	3	M25-29	58:05	3:09	5:03:07	3:00	3:06:41
42		09:14:09	1485	Sloan, Chuck		USA	USA	4	M35-39	1:01:18	3:44	5:04:31	2:49	3:01:49
43		09:14:32	1022	Keller, Bernhard		AUT	AUT	2	M40-44	1:03:42	2:46	4:57:57	3:18	3:06:50
44		09:14:45	1172	Joussemet, Jer me		FRA	FRA	3	M40-44	58:26	2:15	5:08:56	4:29	3:00:41
45		09:15:33	1853	Baxter, Sam		GBR	GBR	4	M25-29	1:03:05	2:15	4:56:00	6:15	3:08:00
46		09:15:54	103	Cave, Leanda		USA	GBR	1	WPRO	56:03	2:09	5:12:06	2:25	3:03:13
47		09:16:19	1863	Williams, Benjamin		USA	USA	5	M25-29	1:03:49	2:20	5:11:21	2:20	2:56:32
48		09:16:41	1936	Gigou, Pierre-Yves		CAN	FRA	6	M25-29	1:03:08	2:44	4:49:37	2:35	3:18:38
49		09:16:46	1641	Ferreira Da Silva, Antonio		BRA	BRA	4	M30-34	56:51	2:51	5:04:59	2:42	3:09:24
50		09:16:58	101	Steffen, Caroline		SWI	SUI	2	WPRO	57:37	1:48	5:06:49	2:37	3:08:09



# OVERALL RESULTS

Place	Bla	Time	Numbe	Lname	Fname	Cnt	Rep	Cpla	Category	Swim	Tr1	Bike	Tr2	Run
51		09:16:59	1459	Johnson, Steve		USA	USA	5	M35-39	1:03:21	2:59	4:58:43	2:30	3:09:29
52		09:17:18	1687	Buttrick, Nathan		USA	USA	5	M30-34	1:07:16	2:47	4:55:37	3:09	3:08:31
53		09:17:22	867	Jacobsen, Preben		DNK	DEN	1	M45-49	1:01:19	3:24	5:01:51	3:12	3:07:37
54		09:17:26	1403	Bell, Ben		AUS	AUS	6	M35-39	58:07	2:05	5:12:43	2:02	3:02:31
55		09:19:08	1756	Debil-Caux, Victor		FRA	FRA	6	M30-34	1:02:42	3:04	4:57:15	2:19	3:13:50
56		09:19:21	1879	Buckingham, Kyle		ZAF	RSA	7	M25-29	56:03	2:17	5:08:48	2:50	3:09:25
57		09:19:23	30	Zyemtsev, Viktor		UKR	UKR	30	MPRO	55:16	1:51	4:56:52	2:52	3:22:35
58		09:19:43	1477	Argouet-Noclain, Christoph		FRA	FRA	7	M35-39	1:04:47	2:33	4:59:27	3:06	3:09:53
59		09:19:54	1874	Muller, Urs		SWI	SUI	8	M25-29	1:04:19	2:03	4:59:24	2:48	3:11:22
60		09:20:07	1880	Thorne, Joe		USA	USA	9	M25-29	1:01:10	2:16	5:21:12	2:51	2:52:40
61		09:20:10	1458	Madsen, Jesper		DNK	DEN	8	M35-39	1:02:41	2:53	5:04:23	3:07	3:07:07
62		09:20:40	1499	Stutz, Reto		SWI	SUI	9	M35-39	1:02:09	3:15	4:46:33	3:10	3:25:36
63		09:21:06	1854	Marcq, Julien		FRA	FRA	10	M25-29	1:02:24	3:04	5:04:06	3:15	3:08:20
64		09:21:38	1399	Cervantes Islas, Eligio		MEX	MEX	10	M35-39	55:45	1:58	5:09:38	2:44	3:11:35
65		09:21:41	102	Carfrae, Mirinda		USA	AUS	3	WPRO	1:00:06	1:56	5:12:18	2:19	3:05:04
66		09:21:42	1875	Bovee, Grant		USA	USA	11	M25-29	1:04:47	2:57	4:58:21	3:09	3:12:30
67		09:21:58	1704	Limousin, Frederic		FRA	FRA	7	M30-34	1:01:44	2:45	4:58:35	2:38	3:16:18
68		09:22:02	41	Raelert, Michael		GER	GER	31	MPRO	51:37	2:07	5:14:41	2:19	3:11:20
69		09:22:02	12	Albert, Marko		EST	EST	32	MPRO	50:47	1:49	5:14:53	3:39	3:10:56
70		09:22:28	1629	Nastic, Igor		CHE	SUI	8	M30-34	54:27	2:17	5:08:44	3:00	3:14:03
71		09:22:31	54	Bennett, Greg		USA	AUS	33	MPRO	51:39	1:43	4:55:41	2:49	3:30:41
72		09:22:38	1630	Ashcroft, Scott		AUS	AUS	9	M30-34	1:01:22	2:16	5:03:16	3:14	3:12:32
73		09:22:45	120	Tajsich, Sonja		GER	GER	4	WPRO	1:10:36	2:03	5:07:58	2:43	2:59:27
74		09:22:48	1762	Bresson, Jerome		CAN	CAN	10	M30-34	1:04:51	3:03	4:56:29	2:28	3:15:59
75		09:22:57	105	Ellis, Mary Beth		USA	USA	5	WPRO	56:06	1:59	5:08:06	6:18	3:10:30
76		09:23:19	1744	Knoepke, Daniel		GER	GER	11	M30-34	54:02	2:35	5:08:11	2:52	3:15:41
77		09:24:32	1634	Garcia, Oscar		ARG	ARG	12	M30-34	57:23	2:31	5:11:23	3:10	3:10:07
78		09:24:37	1723	Guirriec, Julien		FRA	FRA	13	M30-34	1:00:42	2:36	4:59:36	2:33	3:19:11
79		09:24:42	2003	Mock, Philipp		GER	GER	3	M18-24	1:08:47	2:13	4:49:43	2:34	3:21:27
80		09:25:06	1928	Hovda, Allan		NOR	NOR	12	M25-29	1:06:19	2:38	5:06:06	2:32	3:07:34
81		09:25:08	1652	Bowe, Scott		USA	USA	14	M30-34	54:46	2:24	5:06:46	2:36	3:18:38
82		09:25:16	1435	Cordovez, Pedro		PAN	PAN	11	M35-39	1:00:44	2:32	5:03:35	4:16	3:14:11
83		09:25:18	754	Weil, Daniel		SWI	SUI	2	M45-49	1:08:26	4:54	5:01:05	3:07	3:07:48
84		09:25:28	1638	Armstrong, Hayden		AUS	AUS	15	M30-34	58:03	3:27	5:05:51	2:53	3:15:17
85		09:25:30	1161	Thomas, Christopher		USA	USA	4	M40-44	1:03:09	2:34	5:04:13	6:57	3:08:39
86		09:25:38	1508	Sleutel, Frederik		BEL	BEL	12	M35-39	1:11:05	3:36	5:03:06	2:48	3:05:05
87		09:25:48	1749	Clarke, Timothy		USA	AUS	16	M30-34	58:04	3:11	5:06:00	3:57	3:14:37
88		09:25:56	1657	Gyula, Kis		HUN	HUN	17	M30-34	1:00:18	2:36	5:03:46	4:21	3:14:58
89		09:26:12	1655	Rojnik, Klemen		SVN	SLO	18	M30-34	1:01:58	2:29	5:16:26	2:30	3:02:51
90		09:26:16	1711	Vekemans, Glenn		BEL	BEL	19	M30-34	1:07:39	2:25	4:49:34	1:50	3:24:49
91		09:26:25	118	Badmann, Natascha		SUI	SUI	6	WPRO	1:06:21	2:24	5:06:07	2:15	3:09:19
92		09:26:26	1342	Richardson, Aaron		AUS	AUS	13	M35-39	1:03:51	2:32	4:58:44	3:34	3:17:47
93		09:26:30	1663	Holderbaum, Chad		USA	USA	20	M30-34	1:00:07	2:22	5:02:01	2:25	3:19:37
94		09:26:40	1315	Howse, Andrew		NZL	NZL	14	M35-39	1:03:48	2:02	5:05:46	2:15	3:12:50
95		09:26:46	21	Vabrousek, Petr		CZE	CZE	34	MPRO	1:01:38	2:52	5:07:09	3:13	3:11:56
96		09:27:02	1684	Webeck, Ben		AUS	AUS	21	M30-34	1:04:41	2:44	5:03:26	3:02	3:13:10
97		09:27:12	1740	Byers, Todd		USA	USA	22	M30-34	1:10:44	3:39	4:57:25	3:27	3:11:58
98		09:27:56	1767	Mueller, Frank		GER	GER	23	M30-34	1:00:41	2:59	5:06:05	3:12	3:15:00
99		09:28:10	1894	Hemming, Taylor		USA	USA	13	M25-29	58:07	2:30	5:11:30	2:30	3:13:37
100		09:28:18	1387	Hola, Tim		USA	USA	15	M35-39	54:25	2:37	5:17:49	4:36	3:08:52
101		09:28:54	114	Crawford, Gina		NZL	NZL	7	WPRO	55:59	2:45	5:21:31	2:25	3:06:16

# OVERALL RESULTS

Place	Bla	Time	Numbe	Lname	Fname	Cnt	Rep	Cpla	Category	Swim	Tr1	Bike	Tr2	Run
102		09:29:14	1392	Houzelles, Fabrice		FRA	FRA	16	M35-39	1:06:02	2:43	5:08:49	3:04	3:08:37
103		09:29:27	1940	Kuefner, Sebastian		GER	GER	14	M25-29	1:00:44	2:31	4:54:11	2:31	3:29:33
104		09:29:28	1023	Solla, Giuseppe		ITA	ITA	5	M40-44	1:03:47	2:30	5:01:24	2:16	3:19:33
105		09:29:30	1176	Burt, Nick		AUS	AUS	6	M40-44	57:58	2:28	5:12:44	3:02	3:13:19
106		09:29:42	1376	Lipscomb, Andrew		USA	USA	17	M35-39	1:06:59	3:15	5:10:40	2:57	3:05:53
107		09:29:43	1514	Trujano, Alfredo		PAN	MEX	18	M35-39	1:11:34	3:36	4:56:35	2:28	3:15:32
108		09:29:51	1371	Muldoon, Martin		IRL	IRL	19	M35-39	1:07:11	3:09	5:10:19	3:22	3:05:52
109		09:29:56	1604	Gonzalez, Eduardo		BRA	BRA	24	M30-34	55:40	2:32	5:08:34	4:38	3:18:34
110		09:30:03	1329	Wijnalda, Dirk		NLD	NED	20	M35-39	1:06:25	2:26	4:59:02	2:20	3:19:52
111		09:30:03	1697	Thomsen, Rasmus		DNK	DEN	25	M30-34	1:03:24	3:05	5:12:34	3:12	3:07:49
112		09:30:06	2009	Glibert, Christian		USA	USA	4	M18-24	1:05:41	2:41	5:15:18	2:18	3:04:10
113		09:30:24	1887	Vanhee, Pieter		BEL	BEL	15	M25-29	58:08	1:42	5:11:48	3:07	3:15:42
114		09:30:33	1636	Imhoff, Sven		GER	GER	26	M30-34	1:07:50	2:40	4:58:09	4:36	3:17:20
115		09:30:40	1373	Hagen, Bernd		GER	GER	21	M35-39	1:07:37	3:19	5:04:06	3:35	3:12:05
116		09:30:44	1036	Schlaisich, Christian		AUT	AUT	7	M40-44	1:07:29	3:22	4:57:52	3:33	3:18:31
117		09:31:02	1724	Lewinsky, Frederik		DNK	DEN	27	M30-34	1:04:15	3:26	4:57:26	3:03	3:22:54
118		09:31:08	1177	Kasten, Olaf		HKG	HKG	8	M40-44	1:08:19	2:53	4:57:18	2:47	3:19:54
119		09:31:10	1878	Thomson, Scott		AUS	GBR	16	M25-29	1:11:09	3:44	5:05:21	3:47	3:07:11
120		09:31:27	1660	Whitley, Justin		AUS	RSA	28	M30-34	58:15	4:57	5:04:47	2:52	3:20:40
121		09:31:33	1708	Mejlby, Frederik		DNK	DEN	29	M30-34	1:09:56	3:00	5:11:10	2:34	3:04:55
122		09:31:34	22	Lyatskiy, Andrey		RUS	RUS	35	MPRO	51:42	1:59	5:18:16	2:55	3:16:44
123		09:31:42	1354	Schniertshauer, Rainer		GER	GER	22	M35-39	1:04:03	3:14	5:04:58	3:42	3:15:46
124		09:31:50	573	Schmatz, Wolfgang		GER	GER	1	M50-54	1:05:45	2:45	5:10:19	2:58	3:10:05
125		09:31:54	2025	Tejada, Raul		GTM	GUA	5	M18-24	1:02:49	2:22	4:56:44	2:36	3:27:26
126		09:32:15	1848	Aznar Gallego, Carlos		ESP	ESP	17	M25-29	1:05:57	2:47	5:12:40	2:44	3:08:10
127		09:32:18	109	Corbin, Linsey		USA	USA	8	WPRO	1:02:53	2:06	5:16:55	2:31	3:07:55
128		09:32:40	1390	Alfaro, Fernando		PAN	PAN	23	M35-39	56:06	2:10	5:16:41	3:19	3:14:27
129		09:32:49	1013	Fruehwirth, Alexander		AUT	AUT	9	M40-44	1:00:56	2:34	5:09:35	2:16	3:17:30
130		09:32:54	1336	Hilton, Robert		USA	USA	24	M35-39	1:09:43	3:56	5:01:38	3:27	3:14:11
131		09:33:09	990	Brummer, Carl		SWE	SWE	10	M40-44	1:02:06	2:39	5:05:03	2:57	3:20:26
132		09:33:15	1705	Colpaert, Bart		BEL	BEL	30	M30-34	51:41	2:00	5:09:42	2:58	3:26:57
133		09:33:34	814	Ryan, Alan		IRL	IRL	3	M45-49	1:13:21	2:28	5:03:53	3:41	3:10:11
134		09:33:40	1436	Rae, Matt		AUS	AUS	25	M35-39	1:04:54	4:34	5:11:01	2:53	3:10:20
135		09:33:46	1671	Marz, Michael		GER	GER	31	M30-34	1:04:28	2:54	4:58:05	3:40	3:24:42
136		09:33:51	1010	Selukov, Arnaud		SGP	FRA	11	M40-44	1:02:45	2:41	4:56:39	2:23	3:29:26
137		09:34:37	1483	Huster, Daniel		GER	GER	26	M35-39	1:04:37	2:40	5:01:13	2:43	3:23:25
138		09:34:49	1710	Hess, Sebastian		GER	GER	32	M30-34	1:07:34	3:05	5:01:51	2:59	3:19:23
139		09:35:02	1851	Maley, Joel		CAN	CAN	18	M25-29	1:16:34	4:52	5:09:44	3:16	3:00:39
140		09:35:06	1444	Seidl, Wolfgang		AUT	AUT	27	M35-39	1:08:28	3:44	4:59:07	7:51	3:15:57
141		09:35:21	1905	Pilette, Kevin		FRA	FRA	19	M25-29	58:25	2:47	5:00:52	2:59	3:30:21
142		09:35:22	52	Brader, Christian		GER	GER	36	MPRO	1:04:32	1:50	5:09:43	2:25	3:16:54
143		09:35:35	1324	Mini o, Miguel		ESP	ESP	28	M35-39	1:11:10	2:47	5:07:19	4:31	3:09:51
144		09:36:16	1632	Black, Andrew		NZL	NZL	33	M30-34	55:38	3:09	5:12:37	4:40	3:20:14
145		09:36:18	115	Snow, Caitlin		USA	USA	9	WPRO	57:43	2:14	5:30:48	2:28	3:03:07
146		09:36:20	1439	Niemeyer, Shane		USA	USA	29	M35-39	1:02:30	3:14	4:58:14	3:08	3:29:17
147		09:36:29	1214	Murphey, Brad		USA	USA	12	M40-44	56:17	3:50	5:06:05	3:44	3:26:36
148		09:36:29	1606	Danish, Michael		USA	USA	34	M30-34	1:06:10	3:20	5:08:20	2:35	3:16:06
149		09:36:34	1422	Thonsgaard, Kenneth		DNK	DEN	30	M35-39	1:06:13	3:05	5:01:01	3:22	3:22:55
150		09:36:38	880	Lemery, Christophe		FRA	FRA	4	M45-49	1:07:37	2:09	5:11:34	3:01	3:12:18
151		09:36:39	1847	Harwell, Ryan		USA	USA	20	M25-29	1:03:59	2:39	5:09:49	2:29	3:17:45



# OVERALL RESULTS

Place	Bla	Time	Numbe	Lname	Fname	Cnt	Rep	Cpla	Category	Swim	Tr1	Bike	Tr2	Run
152		09:36:47	1325	Wallimann, Patrick		SWI	SUI	31	M35-39	1:04:43	3:37	4:58:25	3:13	3:26:51
153		09:36:50	1700	Gonzalez, Francisco		CHL	CHI	35	M30-34	1:03:07	2:40	5:08:24	2:47	3:19:54
154		09:37:17	1727	Morris, David		USA	USA	36	M30-34	1:04:15	3:21	4:50:14	2:59	3:36:31
155		09:37:18	1406	Gadzinski, Mike		USA	USA	32	M35-39	55:49	2:26	5:00:38	5:03	3:33:24
156		09:37:20	1516	Natoli, Stephen		AUS	AUS	33	M35-39	1:07:34	3:18	5:11:16	2:37	3:12:37
157		09:37:24	1407	Dau, Damien		AUS	AUS	34	M35-39	1:01:17	2:50	5:13:30	3:02	3:16:48
158		09:37:32	1607	Young, Ross		AUS	AUS	37	M30-34	1:01:58	2:49	4:58:41	4:08	3:29:58
159		09:37:35	1647	Emery, Wil		USA	USA	38	M30-34	1:03:31	3:00	5:05:11	2:47	3:23:08
160		09:37:36	1005	Jalabert, Laurent		FRA	FRA	13	M40-44	1:14:57	4:08	4:43:50	2:46	3:31:57
161		09:37:38	1455	Hjortlund, Anders		DNK	DEN	35	M35-39	1:06:31	4:09	5:11:35	2:37	3:12:48
162		09:37:40	1935	Tweed, Spencer		USA	USA	21	M25-29	1:04:31	3:30	5:02:29	3:41	3:23:30
163		09:37:45	1703	Gubler, Philipp		SWI	SUI	39	M30-34	1:03:24	2:41	5:09:46	3:25	3:18:32
164		09:37:55	1353	Zavala, Hector		MEX	MEX	36	M35-39	1:00:41	2:55	5:08:33	2:44	3:23:04
165		09:38:01	1111	Kovac, Tomaz		SVN	SLO	14	M40-44	1:07:46	3:18	5:14:20	3:07	3:09:32
166		09:38:15	111	Marsh, Amy		USA	USA	10	WPRO	56:08	1:53	5:16:37	3:12	3:20:27
167		09:38:15	1685	Vatai, Miklos		HUN	HUN	40	M30-34	1:07:20	2:11	5:03:12	3:17	3:22:18
168		09:38:21	1494	Santos, Fabiano		BRA	BRA	37	M35-39	56:54	2:36	5:09:43	3:00	3:26:10
169		09:38:41	1196	Jonischkeit, Thorsten		GER	GER	15	M40-44	1:05:13	3:10	4:50:18	2:16	3:37:46
170		09:38:58	34	Marques, Sergio		PRT	POR	37	MPRO	1:01:29	1:51	5:27:24	3:05	3:05:11
171		09:38:58	1755	Aitl, Stephan		GER	GER	41	M30-34	1:07:11	3:34	5:06:00	3:37	3:18:38
172		09:39:02	1481	Martinou, Laurent		FRA	FRA	38	M35-39	1:02:16	2:25	5:10:26	4:38	3:19:19
173		09:39:06	1722	Smith, Reilly		USA	USA	42	M30-34	1:03:19	2:48	4:53:05	2:42	3:37:13
174		09:39:11	841	Pickl, Christian		GER	GER	5	M45-49	1:09:57	2:30	4:57:49	2:43	3:26:14
175		09:39:15	1515	O'Gorman, Ivan		IRL	IRL	39	M35-39	1:19:40	2:28	5:07:52	3:07	3:06:12
176		09:39:28	1729	Rohleder, Michael		GER	GER	43	M30-34	1:01:58	3:27	4:58:49	3:16	3:32:00
177		09:39:30	1431	Guibert, Arnaud		FRA	FRA	40	M35-39	1:01:55	3:20	5:10:31	2:50	3:20:56
178		09:39:34	1933	Epping, Matthias		GER	GER	22	M25-29	58:38	2:40	5:09:10	2:57	3:26:11
179		09:39:38	1615	Christenson, B.J.		USA	USA	44	M30-34	56:34	2:05	5:21:08	3:28	3:16:24
180		09:39:53	1503	Lietaert, Dave		BEL	BEL	41	M35-39	1:07:29	3:11	5:02:46	2:53	3:23:36
181		09:39:59	1416	Ledermann, Alfred		SWI	GER	42	M35-39	1:07:38	3:55	5:10:49	2:42	3:14:57
182		09:40:16	104	Joyce, Rachel		GBR	GBR	11	WPRO	57:42	2:02	5:24:27	3:36	3:12:31
183		09:40:25	1691	Chesson, James		USA	USA	45	M30-34	1:03:25	2:13	5:05:43	2:15	3:26:51
184		09:40:26	1179	Hunt, Jamie		NZL	NZL	16	M40-44	56:33	2:34	5:08:41	2:28	3:30:12
185		09:40:29	787	De Pury, Renaud		SWI	SUI	6	M45-49	1:07:09	3:32	5:03:33	5:43	3:20:35
186		09:40:33	1643	Baltazar, Rodrigo		PRT	POR	46	M30-34	1:00:39	2:54	5:15:55	4:13	3:16:54
187		09:41:00	1395	Rose, Matthew		USA	USA	43	M35-39	54:39	3:25	5:12:56	4:15	3:25:46
188		09:41:08	1479	Van Biervliet, Karl		BEL	BEL	44	M35-39	1:04:48	2:50	5:04:04	3:42	3:25:45
189		09:41:14	1050	Lang, Robert		AUT	AUT	17	M40-44	1:01:05	2:19	5:01:05	2:58	3:33:48
190		09:41:23	1746	McGilvray, Angus		AUS	AUS	47	M30-34	1:04:19	4:05	5:11:18	2:54	3:18:48
191		09:41:25	1929	Louys, Michael		BEL	BEL	23	M25-29	1:05:49	3:21	5:08:51	2:30	3:20:57
192		09:41:29	2000	Houyoux, Nicolas		BEL	BEL	6	M18-24	1:03:02	2:26	5:09:25	2:57	3:23:41
193		09:41:36	1862	Dziubski, Daniel		USA	USA	24	M25-29	1:05:45	2:58	5:14:00	2:50	3:16:05
194		09:41:59	1160	Gonzalez, Jose		CHL	CHI	18	M40-44	1:16:39	2:33	5:02:13	2:29	3:18:06
195		09:42:16	1877	Terwoord, Joshua		USA	USA	25	M25-29	1:13:02	2:49	5:15:56	3:00	3:07:29
196		09:42:22	129	Vesterby, Michelle		DNK	DEN	12	WPRO	57:44	2:01	5:16:57	2:53	3:22:48
197		09:42:31	1424	Zucco, Adam		USA	USA	45	M35-39	59:57	4:08	5:06:21	5:55	3:26:12
198		09:42:34	1361	Nikolopoulos, Alexander		GER	GRE	46	M35-39	1:09:56	3:23	4:53:18	4:05	3:31:55
199		09:42:37	840	Work, Randy		USA	USA	7	M45-49	1:04:46	3:03	5:18:45	3:20	3:12:44
200		09:42:57	1404	Beyeler, Nicolas		SWI	SUI	47	M35-39	1:01:46	2:46	4:57:56	2:24	3:38:07
201		09:43:08	1211	Konieczny, Marcin		POL	POL	19	M40-44	1:09:33	3:51	5:15:56	2:23	3:11:28

# OVERALL RESULTS

Place	Bla	Time	Numbe	Lname	Fname	Cnt	Rep	Cpla	Category	Swim	Tr1	Bike	Tr2	Run
202		09:43:16	1135	Steger, Harald		AUT	AUT	20	M40-44	1:11:04	4:02	5:20:39	2:52	3:04:40
203		09:43:31	1692	Look, Jan-Caspar		GER	GER	48	M30-34	1:07:05	2:40	5:09:24	2:49	3:21:35
204		09:43:41	1447	Gillodts, Guillaume		FRA	FRA	48	M35-39	1:00:12	2:52	5:15:08	3:54	3:21:37
205		09:43:43	110	Keat, Rebekah		AUS	AUS	13	WPRO	57:44	2:13	5:26:53	2:49	3:14:06
206		09:43:47	1908	Wall, Brad		AUS	AUS	26	M25-29	59:22	2:24	5:13:55	2:51	3:25:17
207		09:43:56	1487	Janousek, Martin		GER	GER	49	M35-39	55:34	2:32	5:18:52	4:05	3:22:55
208		09:43:59	1064	Penner, Greg		USA	USA	21	M40-44	59:36	2:44	5:14:33	3:08	3:24:00
209		09:44:00	1308	Martin, Owen		IRL	IRL	50	M35-39	1:11:19	5:59	5:10:24	4:35	3:11:46
210		09:44:04	108	Wurtele, Heather		CAN	CAN	14	WPRO	1:00:04	2:01	5:16:58	2:35	3:22:28
211		09:44:07	1386	Rosas, Javier		MEX	MEX	51	M35-39	58:12	2:54	5:16:34	3:26	3:23:02
212		09:44:14	1885	Stanton, Christopher		AUS	AUS	27	M25-29	56:26	2:21	5:19:49	3:39	3:22:01
213		09:44:29	1635	Ratschke, Gerald		AUT	AUT	49	M30-34	1:08:10	2:45	5:16:53	3:47	3:12:56
214		09:45:03	1154	Matheson, David		CAN	CAN	22	M40-44	1:01:10	2:40	5:19:27	3:28	3:18:20
215		09:45:07	26	Wurtele, Trevor		CAN	CAN	38	MPRO	1:00:03	2:03	4:59:10	2:42	3:41:11
216		09:45:15	1351	Knox, Allister		USA	USA	52	M35-39	1:04:23	3:41	5:14:05	2:52	3:20:16
217		09:45:43	1450	Malo, Simon		CAN	CAN	53	M35-39	1:00:58	2:45	5:03:03	3:21	3:35:38
218		09:45:45	1642	Cornman, Jeremy		USA	USA	50	M30-34	1:01:28	2:46	5:02:19	2:39	3:36:35
219		09:45:57	1918	Krecker, Martin		GER	GER	28	M25-29	1:03:44	2:29	5:06:20	2:25	3:31:01
220		09:46:02	1731	McParland, Daniel		GBR	GBR	51	M30-34	1:04:21	2:42	5:08:55	3:01	3:27:05
221		09:46:04	1667	Leitner, Stefan		AUT	AUT	52	M30-34	1:04:40	3:22	5:12:36	4:52	3:20:37
222		09:46:05	1460	Guy, Steve		AUS	AUS	54	M35-39	1:04:23	4:08	5:25:18	4:12	3:08:07
223		09:46:19	1008	Doebert, Steffen		SWI	GER	23	M40-44	1:04:52	3:08	5:07:54	3:29	3:26:57
224		09:46:50	1608	Nuttman, Jason		AUS	AUS	53	M30-34	58:48	3:46	5:16:00	6:07	3:22:11
225		09:46:51	113	Williamson, Kelly		USA	USA	15	WPRO	57:39	1:59	5:40:03	2:11	3:05:02
226		09:46:57	1377	Weckerle, Michael		GER	GER	55	M35-39	1:07:48	3:11	5:04:40	3:35	3:27:44
227		09:47:04	1610	Becquart, Bart		BEL	BEL	54	M30-34	1:04:16	2:27	4:57:41	2:55	3:39:47
228		09:47:08	972	Pinket, Philip		BEL	BEL	24	M40-44	59:34	3:10	5:16:58	3:08	3:24:19
229		09:47:09	1871	Misawa, Yoshinori		JPN	JPN	29	M25-29	1:04:58	5:02	5:20:34	4:55	3:11:42
230		09:47:13	1498	Webster, Benjamin		AUS	AUS	56	M35-39	1:01:27	2:54	5:15:00	3:24	3:24:29
231		09:47:14	1911	Goth, Tom		USA	USA	30	M25-29	1:03:05	2:48	5:10:34	3:18	3:27:31
232		09:47:14	2028	Gollach, Amos		AUS	AUS	7	M18-24	1:07:47	4:11	5:17:29	3:15	3:14:33
233		09:47:17	1679	Garcia, Rafael		BRA	BRA	55	M30-34	1:09:46	3:13	5:14:57	3:05	3:16:17
234		09:47:18	1715	O'Brien, Michael		IRL	IRL	56	M30-34	1:11:37	3:36	5:14:11	4:34	3:13:23
235		09:47:22	1344	Huyberechts, Nico		BEL	BEL	57	M35-39	1:11:05	3:23	5:02:02	4:06	3:26:48
236		09:47:40	1925	Williams, Brad		USA	USA	31	M25-29	1:03:17	2:23	5:13:46	3:24	3:24:53
237		09:47:52	1133	Sack, Mark		ZAF	RSA	25	M40-44	1:01:39	3:36	5:10:32	5:41	3:26:26
238		09:47:58	1640	Molesworth, Timothy		AUS	AUS	57	M30-34	1:12:07	3:48	5:11:03	4:36	3:16:25
239		09:48:04	1861	Brandt-Jorgensen, Niels		DNK	DEN	32	M25-29	1:04:31	3:48	4:54:54	3:32	3:41:22
240		09:48:13	1753	Menuci, Thiago		BRA	BRA	58	M30-34	54:49	2:27	5:12:34	3:52	3:34:34
241		09:48:35	1856	Laughery, Colin		USA	USA	33	M25-29	1:07:44	4:38	5:13:25	4:37	3:18:13
242		09:48:38	122	Deckers, Tine		BEL	BEL	16	WPRO	1:06:18	1:46	5:19:26	2:26	3:18:44
243		09:48:43	1414	Tesar, Bernd		AUT	AUT	58	M35-39	58:43	2:28	5:08:30	5:42	3:33:23
244		09:48:51	2008	Saul, Eden		AUS	AUS	8	M18-24	54:43	2:37	5:07:58	4:07	3:39:27
245		09:48:54	993	Dunn, Bryan		USA	USA	26	M40-44	1:04:59	2:55	5:03:43	2:38	3:34:41
246		09:49:04	1212	Barbet, Etienne		FRA	FRA	27	M40-44	58:05	2:33	5:13:40	3:34	3:31:14
247		09:49:06	1048	Spagnol, Olivier		FRA	FRA	28	M40-44	1:19:55	3:24	5:15:12	4:15	3:06:22
248		09:49:08	1309	Raspanti, Christian		ARG	ARG	59	M35-39	1:08:45	2:57	5:15:37	2:59	3:18:51
249		09:49:08	1656	Studer, Gregor		SWI	SUI	59	M30-34	1:03:33	2:40	5:19:02	8:24	3:15:33
250		09:49:15	2030	De Zwirek, Guillaume		USA	USA	9	M18-24	1:01:26	2:21	5:14:44	2:24	3:28:23
251		09:49:20	1676	McBurney, Brent		USA	USA	60	M30-34	1:08:16	2:42	5:12:41	2:13	3:23:30



# OVERALL RESULTS

Place	Bla	Time	Numbe	Lname	Fname	Cnt	Rep	Cpla	Category	Swim	Tr1	Bike	Tr2	Run
252		09:49:22	2026	Sander, Elias		GER	GER	10	M18-24	1:00:07	2:22	5:13:53	4:05	3:28:57
253		09:49:26	1065	Cooper, Graham		USA	USA	29	M40-44	1:05:05	4:18	5:19:13	3:48	3:17:05
254		09:49:32	1506	Sickert, Rajko		GER	GER	60	M35-39	1:04:56	3:31	5:11:35	3:26	3:26:06
255		09:49:32	760	Allen, David		AUS	AUS	8	M45-49	1:02:02	2:58	5:15:49	3:03	3:25:42
256		09:49:38	1091	Atkinson, Jim		USA	USA	30	M40-44	1:03:03	2:54	5:17:43	3:08	3:22:52
257		09:49:45	1866	Boulain, Julien		FRA	FRA	34	M25-29	1:14:18	2:06	5:10:32	2:29	3:20:23
258		09:49:46	704	Canham, Roger		GBR	GBR	9	M45-49	1:10:13	2:57	5:11:09	4:02	3:21:27
259		09:49:51	1425	Brace, Bob		AUS	AUS	61	M35-39	1:02:34	3:38	5:10:24	3:26	3:29:50
260		09:49:54	1688	Norberg, Olof		SWE	SWE	61	M30-34	1:07:43	3:24	5:03:47	7:20	3:27:42
261		09:49:54	892	Lang, Alexander		GER	GER	10	M45-49	1:06:56	2:49	4:59:54	2:52	3:37:24
262		09:49:56	1468	Lawson, Adrian		CAN	CAN	62	M35-39	1:16:39	3:17	5:04:21	2:42	3:23:00
263		09:50:03	1586	Wicks, Hilary		NZL	NZL	1	W35-39	1:02:41	2:39	5:16:06	3:24	3:25:15
264		09:50:36	1389	Garcia, Ricardo		USA	ARG	63	M35-39	1:05:51	2:53	5:18:39	2:46	3:20:28
265		09:50:40	1699	Lingor, Ryan		USA	USA	62	M30-34	1:07:49	2:32	5:08:19	2:52	3:29:11
266		09:50:46	1321	Van Zyl, Anton		USA	USA	64	M35-39	1:03:38	2:37	5:26:27	3:37	3:14:29
267		09:50:50	1501	Tootell, Jared		USA	USA	65	M35-39	1:00:46	4:41	5:25:30	3:33	3:16:23
268		09:50:57	2006	Duffy JR., Brian		USA	USA	11	M18-24	54:48	2:14	5:18:44	2:50	3:32:22
269		09:51:01	1612	Burkhardt, Andreas		AUT	AUT	63	M30-34	1:14:31	2:46	5:20:01	2:56	3:10:50
270		09:51:07	1995	Kehoe, Danielle		USA	USA	1	W25-29	1:07:30	2:26	5:11:26	2:14	3:27:33
271		09:51:14	1079	West, Mitch		USA	USA	31	M40-44	1:03:41	3:49	5:16:13	4:28	3:23:04
272		09:51:16	123	Moller, Kristin		GER	GER	17	WPRO	1:16:43	1:50	5:23:46	2:23	3:06:36
273		09:51:31	1680	Herve, Steve		FXX	FRA	64	M30-34	1:00:40	2:31	5:14:35	3:35	3:30:13
274		09:51:36	1752	Takenaka, Alexandre		BRA	BRA	65	M30-34	57:57	2:38	5:15:05	4:56	3:31:01
275		09:51:40	1734	Mertens, Andy		BEL	BEL	66	M30-34	1:03:56	3:29	4:56:24	2:19	3:45:34
276		09:51:46	1927	Curbeau, Matthew		USA	USA	35	M25-29	1:03:53	3:12	5:11:39	3:10	3:29:55
277		09:51:57	1943	Roder, Peter		GER	GER	36	M25-29	1:06:38	3:19	5:15:23	4:02	3:22:38
278		09:51:59	124	Stevens, Amanda		USA	USA	18	WPRO	55:09	1:53	5:27:08	3:00	3:24:50
279		09:52:05	1356	Menendez De Luearca, Jaime		ESP	ESP	66	M35-39	1:00:48	2:30	5:14:01	3:32	3:31:16
280		09:52:19	1190	Pavoni, Ronan		PAN	PAN	32	M40-44	1:01:21	2:21	5:13:39	2:12	3:32:48
281		09:52:32	1603	Maurer, Dominic		SWI	SUI	67	M30-34	1:04:25	3:52	5:04:09	3:18	3:36:49
282		09:52:43	1898	Smith, Timothy		USA	NZL	37	M25-29	1:02:35	2:48	5:04:45	2:50	3:39:46
283		09:52:44	1333	Pokress, Matt		USA	USA	67	M35-39	1:03:55	3:36	5:16:26	5:13	3:23:36
284		09:52:48	1602	Tribendis, Ron		USA	USA	68	M30-34	58:36	2:41	5:12:37	3:53	3:35:04
285		09:52:51	689	Stephens, Dan		USA	USA	11	M45-49	1:05:29	3:09	5:11:55	3:29	3:28:49
286		09:52:56	1713	Heger, Christian		GER	GER	69	M30-34	1:15:02	3:07	5:17:18	3:48	3:13:44
287		09:52:58	131	Hufe, Mareen		GER	GER	19	WPRO	1:06:25	2:02	5:20:44	2:47	3:21:01
288		09:53:05	1134	Squires, Warren		ZAF	ZIM	33	M40-44	1:02:32	2:31	5:10:06	2:45	3:35:12
289		09:53:06	1437	Crossingham, Daniel		AUS	AUS	68	M35-39	1:04:24	3:35	5:07:57	4:47	3:32:26
290		09:53:16	1895	Lampe, Jethro		AUS	AUS	38	M25-29	1:03:37	3:51	5:02:16	3:47	3:39:46
291		09:53:18	1591	Jaenke, Kym		AUS	AUS	2	W35-39	58:11	2:29	5:31:43	2:52	3:18:05
292		09:53:22	1689	Waters, Scott		AUS	AUS	70	M30-34	1:08:12	3:27	5:11:00	5:21	3:25:25
293		09:53:24	116	Brandli, Simone		SWI	SUI	20	WPRO	57:40	2:07	5:29:07	2:53	3:21:39
294		09:53:28	1073	Schwarz, Rolf		GER	GER	34	M40-44	1:04:18	2:34	5:07:36	3:35	3:35:26
295		09:53:38	1319	Alleckson, Aleck		USA	USA	69	M35-39	1:00:21	3:03	5:21:53	3:00	3:25:23
296		09:53:39	1413	Gibney, Conan		GBR	GBR	70	M35-39	1:06:59	4:29	5:22:07	3:45	3:16:21
297		09:53:44	1662	Dolan, Liam		IRL	IRL	71	M30-34	1:35:24	2:56	4:54:17	2:45	3:18:24
298		09:53:50	1780	Adam, Stefanie		BEL	BEL	1	W30-34	1:03:36	3:16	5:00:42	3:40	3:42:38
299		09:53:53	1998	Faux, Catherine		GBR	GBR	2	W25-29	1:00:43	3:04	5:21:34	2:55	3:25:39
300		09:54:02	1146	Raats, Hans		BEL	BEL	35	M40-44	1:12:34	3:15	5:01:00	3:08	3:34:07
301		09:54:07	1675	Starkey, Michael		USA	USA	72	M30-34	1:05:09	3:28	5:20:27	3:02	3:22:03

# OVERALL RESULTS

Place	Bla	Time	Numbe	Lname	Fname	Cnt	Rep	Cpla	Category	Swim	Tr1	Bike	Tr2	Run
302		09:54:09	599	Boyes, David		AUS	AUS	2	M50-54	1:10:11	2:45	5:08:21	3:30	3:29:23
303		09:54:11	1648	Baelus, Dirk		BEL	BEL	73	M30-34	1:08:49	3:55	5:12:27	4:07	3:24:55
304		09:54:17	1497	McArthur, Colin		CAN	CAN	71	M35-39	1:07:46	3:52	5:21:32	3:08	3:18:02
305		09:54:48	1317	Gimenes, Marco		BRA	BRA	72	M35-39	1:14:58	3:36	5:10:28	5:31	3:20:18
306		09:54:55	742	Bernhard, Anton		AUT	AUT	12	M45-49	1:12:45	3:56	4:49:58	4:37	3:43:40
307		09:55:00	1162	Smith, Marcus		AUS	AUS	36	M40-44	1:07:54	3:28	5:08:37	3:47	3:31:15
308		09:55:01	1902	Hammer, Ben		USA	USA	39	M25-29	1:13:16	3:13	5:18:59	2:57	3:16:38
309		09:55:03	1764	Lavaut, Raoul		FRA	FRA	74	M30-34	59:37	2:43	5:01:46	3:28	3:47:30
310		09:55:11	112	Lawn, Joanna		NZL	NZL	21	WPRO	1:00:09	2:00	5:21:28	2:54	3:28:42
311		09:55:13	1939	Johansson, Magnus		SWE	SWE	40	M25-29	1:04:30	2:39	5:10:56	2:53	3:34:17
312		09:55:17	1717	Nyberg, Anders		DNK	DEN	75	M30-34	1:18:28	3:46	5:11:56	3:34	3:17:36
313		09:55:17	1500	Trampedach, Thomas		DNK	DEN	73	M35-39	1:11:06	4:09	5:12:39	3:20	3:24:06
314		09:55:21	1507	Cook, Aaron		AUS	AUS	74	M35-39	54:42	2:22	5:15:55	2:59	3:39:25
315		09:55:21	1419	Auditore, Chris		AUS	AUS	75	M35-39	58:37	3:09	5:14:52	3:57	3:34:47
316		09:55:22	1857	Johnson, Brett		AUS	AUS	41	M25-29	1:15:17	2:36	5:24:18	4:38	3:08:35
317		09:55:37	1720	Brown, James		GBR	GBR	76	M30-34	1:11:08	2:43	5:12:25	2:34	3:26:48
318		09:55:44	1102	Jester, Wayde		USA	USA	37	M40-44	57:45	2:26	5:26:01	3:51	3:25:42
319		09:55:52	1672	Smith, Kenrick		USA	USA	77	M30-34	1:00:16	2:57	5:29:52	2:34	3:20:15
320		09:55:55	1349	Schuster, Mike		GER	GER	76	M35-39	1:05:16	3:09	5:08:09	3:29	3:35:53
321		09:55:59	1839	Esefeld, Katrin		GER	GER	2	W30-34	1:07:59	2:34	5:25:26	2:23	3:17:38
322		09:56:18	985	Radench, Joe		CAN	CAN	38	M40-44	1:11:15	2:56	5:10:15	5:07	3:26:47
323		09:56:21	1766	Isabella, Bennett		USA	USA	78	M30-34	1:09:28	3:33	5:06:35	4:10	3:32:37
324		09:56:43	2014	Goswell, James		AUS	AUS	12	M18-24	55:36	2:34	5:30:06	4:06	3:24:23
325		09:56:50	1934	D'Ambrosia, Christopher		USA	HKG	42	M25-29	56:25	6:18	5:31:13	4:10	3:18:47
326		09:57:25	2007	Van Gerwen, Tycho		BEL	BEL	13	M18-24	58:43	3:06	5:19:39	2:51	3:33:07





# OVERALL RESULTS

Place	Bla	Time	Numbe	Lname	Fname	Cnt	Rep	Cpla	Category	Swim	Tr1	Bike	Tr2	Run
327		09:57:29	1394	Graca, Jose		BRA	BRA	77	M35-39	1:03:32	4:54	5:25:49	2:59	3:20:17
328		09:57:38	1714	Keitzel, Gunnar		GER	GER	79	M30-34	1:12:06	3:05	5:19:06	4:48	3:18:36
329		09:57:45	1826	Jackson, Christina		USA	USA	3	W30-34	56:14	2:29	5:25:21	2:40	3:31:04
330		09:57:56	865	Sloan, Tim		AUS	AUS	13	M45-49	1:12:30	3:40	5:08:09	4:18	3:29:22
331		09:57:59	1423	Watkins, Garren		USA	USA	78	M35-39	58:29	2:35	5:12:35	3:11	3:41:12
332		09:58:10	1696	Coleman, Matthew		USA	USA	80	M30-34	58:42	2:59	5:16:37	4:19	3:35:35
333		09:58:11	1049	Jung, Jorg		GER	GER	39	M40-44	1:09:57	3:30	5:24:54	2:18	3:17:34
334		09:58:18	1090	Sink, Tomaz		SVN	SLO	40	M40-44	1:00:48	3:18	5:21:23	3:58	3:28:53
335		09:58:44	48	Rix, Josh		USA	AUS	39	MPRO	53:45	1:47	4:51:08	2:49	4:09:17
336		09:58:46	729	Linck, Paul		USA	USA	14	M45-49	1:19:54	3:31	4:59:44	4:17	3:31:22
337		09:58:51	858	Rowley, Tim		CAN	CAN	15	M45-49	1:04:34	3:45	5:12:43	3:22	3:34:28
338		09:58:54	2023	Hatzis, Philip		GBR	GBR	14	M18-24	58:16	2:22	5:24:37	3:31	3:30:09
339		09:59:04	1867	Kuryk, Russ		USA	USA	43	M25-29	1:04:40	3:00	5:10:21	3:43	3:37:22
340		09:59:21	2010	Houghton, Alexander		AUS	AUS	15	M18-24	59:15	3:07	5:16:50	2:38	3:37:33
341		09:59:23	1845	Clemente, Bonieck		BRA	BRA	44	M25-29	58:10	2:48	5:17:03	4:19	3:37:05
342		09:59:30	846	Bishop, Tim		GBR	GBR	16	M45-49	1:09:31	3:14	5:16:33	3:08	3:27:06
343		09:59:44	1605	Perez, Francisco		BRA	BRA	81	M30-34	1:07:43	3:03	5:22:44	3:14	3:23:02
344		09:59:53	1086	Sherwood, Paul		GBR	GBR	41	M40-44	1:13:11	3:12	5:18:07	3:44	3:21:41
345		09:59:57	1725	Neto, Brasilio		BRA	BRA	82	M30-34	57:49	2:48	5:32:48	4:31	3:22:04
346		10:00:15	1743	Hauschildt, Jared		AUS	AUS	83	M30-34	1:04:05	3:47	5:40:26	3:49	3:08:09
347		10:00:16	1493	Genin, Stephane		FXX	FRA	79	M35-39	1:09:32	3:44	5:34:14	3:48	3:09:01
348		10:00:26	1031	Konczak, Kevin		USA	USA	42	M40-44	1:02:36	4:27	5:25:21	4:50	3:23:13
349		10:00:28	1150	Rost, Dave		NLD	NED	43	M40-44	57:17	2:06	5:25:53	3:35	3:31:40
350		10:00:33	1518	Peiretti, Javier		ARG	ARG	80	M35-39	1:04:18	2:23	5:14:08	2:59	3:36:47
351		10:00:38	1348	Jost, Andre`		GER	GER	81	M35-39	56:14	3:15	5:18:52	5:13	3:37:06
352		10:00:40	2032	Doyon, Pierre-Marc		CAN	CAN	16	M18-24	53:55	2:51	5:27:41	3:01	3:33:14
353		10:00:52	823	Heynemand, Pierre		CAN	CAN	17	M45-49	1:02:52	2:44	5:17:55	3:41	3:33:42
354		10:00:55	1544	Croft, Sheila		USA	CAN	3	W35-39	1:10:46	3:25	5:29:30	3:03	3:14:12
355		10:00:57	1622	Veldeman, Stijn		BEL	BEL	84	M30-34	1:05:50	3:28	5:31:00	3:09	3:17:33
356		10:00:57	1751	Veldeman, Toon		BEL	BEL	85	M30-34	1:03:58	3:43	5:30:29	3:17	3:19:31
357		10:00:59	1474	Smith, Matt		USA	USA	82	M35-39	1:01:17	2:43	5:21:30	3:51	3:31:40
358		10:01:05	1292	Coffen, Jonathan		USA	USA	44	M40-44	1:04:24	4:38	5:23:11	3:39	3:25:14
359		10:01:09	1062	Richards, Shaun		AUS	AUS	45	M40-44	1:05:27	3:06	5:17:11	4:09	3:31:18
360		10:01:23	1322	Goodlad, Martin		GBR	GBR	83	M35-39	1:02:12	2:34	5:13:52	3:05	3:39:42
361		10:01:28	583	High, Patrick		USA	USA	3	M50-54	1:03:26	3:04	5:16:30	3:20	3:35:10
362		10:01:31	1472	Cunningham, Per		GBR	GBR	84	M35-39	1:06:42	4:39	5:22:54	3:03	3:24:14
363		10:01:34	1388	Oom, Peter		SWE	SWE	85	M35-39	1:06:57	3:12	5:01:53	3:55	3:45:39
364		10:01:38	1701	Meer, Benjamin		USA	USA	86	M30-34	1:06:17	4:14	5:19:37	4:34	3:26:58
365		10:01:39	984	Moura, Newton		BRA	BRA	46	M40-44	59:37	1:31	5:21:38	3:29	3:35:26
366		10:01:44	1598	Li, Shiao Yu		TWN	TWN	4	W35-39	1:09:19	3:01	5:29:32	3:31	3:16:24
367		10:01:53	1726	Smith, Jeff		USA	USA	87	M30-34	58:51	3:05	5:25:47	4:37	3:29:35
368		10:02:06	1754	Lapinski, Rick		USA	USA	88	M30-34	1:07:04	3:04	5:08:07	2:53	3:41:00
369		10:02:14	1569	Black, Ali		USA	USA	5	W35-39	1:09:35	3:07	5:19:40	2:56	3:26:59
370		10:02:21	1912	Brink, Robert		USA	USA	45	M25-29	1:02:20	2:57	5:15:42	3:42	3:37:42
371		10:02:33	1107	Manuel, Giordano		FRA	FRA	47	M40-44	1:02:14	4:24	5:19:43	5:59	3:30:15
372		10:02:36	1208	Barthe, Nicolas		FRA	FRA	48	M40-44	1:01:42	2:54	5:16:32	3:31	3:37:58
373		10:02:40	1980	Chura, Haley		USA	USA	3	W25-29	53:45	2:28	5:34:54	2:27	3:29:07
374		10:02:50	678	Trauger, Tom		USA	USA	18	M45-49	1:03:22	2:26	5:09:50	4:54	3:42:20
375		10:02:52	1207	Hedges, Brett		GBR	GBR	49	M40-44	1:08:11	4:28	5:13:24	4:11	3:32:40
376		10:03:17	1071	Simkanin, Martin		SVK	SVK	50	M40-44	1:01:45	2:52	5:23:32	5:17	3:29:52

# OVERALL RESULTS

Place	Bla	Time	Numbe	Lname	Fname	Cnt	Rep	Cpla	Category	Swim	Tr1	Bike	Tr2	Run
377		10:03:26	533	Takahashi, Seigo		JPN	JPN	4	M50-54	1:16:14	3:23	5:10:28	3:43	3:29:39
378		10:03:42	612	Begg, Alex		USA	USA	5	M50-54	56:22	3:52	5:09:41	5:46	3:48:03
379		10:03:54	130	Gross, Sara		CAN	CAN	22	WPRO	1:00:07	2:07	5:46:06	2:35	3:13:00
380		10:03:54	732	Monks, Carmen		USA	USA	19	M45-49	1:08:17	4:33	5:26:33	4:50	3:19:44
381		10:03:56	1106	Searle, Jaysen		AUS	AUS	51	M40-44	1:03:35	3:11	5:07:38	3:07	3:46:27
382		10:04:04	1038	Jacobsen, Ole		GER	GER	52	M40-44	56:11	3:41	5:26:23	3:38	3:34:14
383		10:04:09	1099	Quellmalz, Thorsten		GER	GER	53	M40-44	1:04:32	3:23	5:16:33	4:54	3:34:48
384		10:04:11	1748	Yamamoto, Shinji		JPN	JPN	89	M30-34	1:08:58	4:16	5:25:03	4:47	3:21:09
385		10:04:29	1083	Carier, Tom		LUX	LUX	54	M40-44	1:09:42	3:32	5:15:39	4:06	3:31:33
386		10:04:37	609	Roth, Markus		GER	GER	6	M50-54	1:04:51	4:03	5:12:53	5:24	3:37:27
387		10:04:47	1442	Metz, Pete		USA	USA	86	M35-39	1:08:00	3:20	5:11:51	4:12	3:37:26
388		10:04:49	1706	Manczak, Brad		AUS	AUS	90	M30-34	1:12:57	3:52	5:11:58	4:03	3:32:01
389		10:04:51	117	Piampiano, Sarah		USA	USA	23	WPRO	1:06:20	2:00	5:29:53	3:11	3:23:30
390		10:04:51	1452	Brauer, Brendon		AUS	AUS	87	M35-39	1:07:56	5:25	5:11:18	5:40	3:34:33
391		10:04:54	1897	Sorensen, Soren		DNK	DEN	46	M25-29	58:38	3:36	5:03:09	4:36	3:54:57
392		10:05:12	1328	Marquardt, Jesse		USA	USA	88	M35-39	1:11:37	4:35	5:20:54	3:20	3:24:47
393		10:05:21	2022	Young, Chris		CAN	CAN	17	M18-24	1:07:44	3:45	5:04:19	3:16	3:46:19
394		10:05:25	1495	Szumiec, Lukasz		POL	POL	89	M35-39	1:16:09	4:11	5:11:41	5:13	3:28:13
395		10:05:30	2012	Bergkvist, Jonas		SWE	SWE	18	M18-24	1:02:31	2:26	5:06:44	3:04	3:50:47
396		10:05:48	409	Oviedo-Montoya, Pedro		ESP	ESP	1	M55-59	1:11:25	3:48	5:19:41	4:58	3:25:58
397		10:05:53	179	Riedel, Garen		USA	USA	47	M25-29	1:12:30	3:06	5:24:06	3:43	3:22:30
398		10:06:17	1204	Ganser, Markus		GER	GER	55	M40-44	1:13:28	4:49	4:46:11	4:25	3:57:26
399		10:06:22	1327	Birch, Leigh		AUS	AUS	90	M35-39	58:10	2:31	5:28:16	3:54	3:33:33
400		10:06:37	1415	Snoble, Anthony		USA	USA	91	M35-39	1:01:29	3:03	5:23:56	4:48	3:33:24
401		10:06:52	1120	Caruso, Thomas		GER	GER	56	M40-44	1:07:15	3:02	5:05:45	3:34	3:47:18
402		10:06:59	1868	Thalhammer, Tom		AUT	AUT	48	M25-29	57:51	2:38	5:22:11	4:32	3:39:49
403		10:07:06	126	Dietrich, Susan		GER	GER	24	WPRO	1:06:12	2:02	5:15:51	2:41	3:40:23
404		10:07:13	1441	Riedl, Jens		GER	GER	92	M35-39	1:10:12	3:42	5:22:48	2:20	3:28:13
405		10:07:24	1417	Allan, Ollie		AUS	AUS	93	M35-39	1:05:41	3:51	5:18:56	3:29	3:35:29
406		10:07:25	1956	Parkinson, Kathryn		AUS	AUS	4	W25-29	1:04:31	3:02	5:36:53	2:40	3:20:22
407		10:07:27	1509	Whitman, Austin		USA	USA	94	M35-39	1:10:59	3:49	5:12:44	3:43	3:36:13
408		10:07:35	1621	Veldeman, Stefaan		BEL	BEL	91	M30-34	1:00:48	3:56	5:33:26	4:15	3:25:12
409		10:07:38	1426	Tully, Sean		AUS	AUS	95	M35-39	1:10:58	4:01	5:15:59	3:21	3:33:22
410		10:07:45	1945	Jastrebsky, Brian		USA	USA	49	M25-29	1:08:28	2:27	5:14:19	2:42	3:39:52
411		10:07:53	1370	Van Dooren, Dieter		BEL	BEL	96	M35-39	1:08:04	2:22	5:16:43	7:22	3:33:24
412		10:08:05	971	Clough, Mark		AUS	AUS	57	M40-44	54:48	2:23	5:19:42	5:02	3:46:12
413		10:08:08	1759	Jakubicek, Jan		CZE	CZE	92	M30-34	58:48	3:12	5:26:18	5:27	3:34:25
414		10:08:12	2031	Wauer, Brad		AUS	AUS	19	M18-24	58:55	2:49	5:24:19	3:24	3:38:47
415		10:08:19	1173	McGrath, Jeff		NZL	NZL	58	M40-44	1:06:18	3:22	5:20:55	3:21	3:34:25
416		10:08:25	1492	Heilig, Andrej		GER	GER	97	M35-39	1:03:27	3:35	5:21:19	3:28	3:36:38
417		10:08:30	849	Chaid, Steve		AUT	USA	20	M45-49	1:15:07	4:38	5:17:44	3:16	3:27:47
418		10:08:36	1186	Daley, Tony		AUS	AUS	59	M40-44	1:03:48	3:13	5:19:05	4:13	3:38:19
419		10:08:53	1438	Johnson, Dean		USA	GBR	98	M35-39	1:10:46	3:26	5:25:48	3:18	3:25:37
420		10:08:56	1768	Johnston, Robert		AUS	AUS	93	M30-34	1:04:22	2:50	5:28:13	2:59	3:30:33
421		10:09:04	1130	Lopez, Gustavo		ARG	ARG	60	M40-44	1:17:12	3:23	5:15:46	2:53	3:29:52
422		10:09:10	839	Ference, Dave		USA	USA	21	M45-49	1:00:51	3:17	5:20:41	3:12	3:41:11
423		10:09:15	1757	Hartkopf, Daniel		BEL	BEL	94	M30-34	1:00:46	2:40	5:17:46	8:13	3:39:51
424		10:09:18	772	MacMahon, Ted		USA	USA	22	M45-49	1:19:31	4:42	5:32:15	5:05	3:07:46
425		10:09:21	1735	Falsarella, Rafael		BRA	BRA	95	M30-34	1:08:40	5:56	5:14:22	4:36	3:35:49
426		10:09:25	1202	Kraemer, Chris		CAN	CAN	61	M40-44	1:08:48	4:34	5:05:01	3:48	3:47:15



# OVERALL RESULTS

Place	Bla	Time	Numbe	Lname	Fname	Cnt	Rep	Cpla	Category	Swim	Tr1	Bike	Tr2	Run
427		10:09:27	1331	Anderson, Stuart		GBR	GBR	99	M35-39	1:04:48	3:17	5:02:40	21:42	3:37:03
428		10:09:27	1034	Molloy, Matt		IRL	IRL	62	M40-44	54:36	2:37	5:27:20	5:27	3:39:28
429		10:09:30	824	Bauer, Kelly		CAN	CAN	23	M45-49	1:08:40	2:52	5:27:58	2:55	3:27:06
430		10:09:33	982	Taylor, Scott		AUS	AUS	63	M40-44	1:05:48	2:57	5:08:47	3:37	3:48:25
431		10:09:43	1402	Fourmont, Benoit		MTQ	MTQ	100	M35-39	1:11:10	4:38	5:26:33	6:38	3:20:47
432		10:09:48	1926	Jensen, Asger		DNK	DEN	50	M25-29	52:07	3:03	5:20:09	5:05	3:49:27
433		10:09:59	1316	Terzi, Christophe		FRA	FRA	101	M35-39	1:04:31	2:39	5:08:32	3:48	3:50:32
434		10:10:07	1551	Willis, Janine		AUS	CAN	6	W35-39	1:04:22	2:58	5:30:44	2:11	3:29:54
435		10:10:16	1059	Clothier, John		AUS	AUS	64	M40-44	56:26	2:23	5:21:12	3:49	3:46:27
436		10:10:21	1218	Durocher, David		CAN	CAN	65	M40-44	1:08:43	2:58	5:27:47	3:50	3:27:05
437		10:10:24	828	Biville, Patrice		FRA	FRA	24	M45-49	1:21:09	5:04	5:19:02	5:52	3:19:19
438		10:10:44	2002	Owen, Christopher		USA	USA	20	M18-24	1:03:37	4:02	5:13:25	3:38	3:46:03
439		10:10:46	2037	Rivamonte, Ryan		USA	USA	21	M18-24	1:03:21	3:55	5:16:16	5:06	3:42:10
440		10:10:50	1690	Marcolino, Eduardo		BRA	BRA	96	M30-34	1:03:12	3:48	5:20:26	4:14	3:39:12
441		10:10:52	581	Vervisch, Stefaan		BEL	BEL	7	M50-54	1:08:53	3:30	5:17:49	3:14	3:37:28
442		10:11:00	1337	Friend, Simon		AUS	AUS	102	M35-39	1:01:33	3:18	5:18:37	3:36	3:43:59
443		10:11:05	707	Matthews, Mark		AUS	AUS	25	M45-49	58:43	3:56	5:04:39	2:48	4:01:00
444		10:11:08	857	Capune, William		USA	USA	26	M45-49	1:07:44	4:40	5:34:56	3:17	3:20:33
445		10:11:17	1475	Grichting, Waldemar		SWI	SUI	103	M35-39	1:08:36	3:37	5:22:20	5:29	3:31:17
446		10:11:21	1101	Beech, Jeff		CAN	CAN	66	M40-44	1:03:39	2:43	5:16:26	2:59	3:45:36
447		10:11:22	603	Breuer, Rainer		GER	GER	8	M50-54	1:25:06	4:19	5:12:20	3:36	3:26:04
448		10:11:23	793	Szunyog, Zsolt		SWI	HUN	27	M45-49	58:40	2:53	5:33:12	4:00	3:32:40
449		10:11:27	691	Bursell, John		USA	USA	28	M45-49	1:09:52	3:53	5:15:26	5:13	3:37:05
450		10:11:31	1138	Rabausch, Stefan		GER	GER	67	M40-44	1:12:17	3:56	5:18:43	3:44	3:32:52
451		10:11:34	853	Tetreault, Myron		CAN	CAN	29	M45-49	58:16	3:05	5:18:29	4:15	3:47:31
452		10:11:36	1510	Green, David		AUS	AUS	104	M35-39	1:10:02	4:26	5:12:23	3:52	3:40:56
453		10:11:48	1890	Schmidt, Thomas		GER	GER	51	M25-29	58:09	2:08	5:21:46	3:00	3:46:46
454		10:11:50	1490	Chapchnikoff, Martin		ARG	ARG	105	M35-39	1:02:02	2:52	5:13:15	3:47	3:49:57
455		10:12:11	2017	Arnosky, Justin		USA	USA	22	M18-24	58:23	4:24	5:25:44	3:16	3:40:26
456		10:12:18	1453	Kenney, Eric		USA	USA	106	M35-39	58:35	2:26	5:16:33	3:00	3:51:47
457		10:12:19	1482	Haverl, Marco		NOR	AUT	107	M35-39	1:08:43	5:46	5:24:15	4:30	3:29:08
458		10:12:27	669	Glah, Ken		USA	USA	30	M45-49	1:00:47	2:39	5:16:25	4:46	3:47:52
459		10:12:30	1883	Pichnoff, Peter		BRA	BRA	52	M25-29	1:04:01	3:18	5:22:41	4:39	3:37:53
460		10:12:34	1314	Howarth, Richard		GBR	GBR	108	M35-39	55:41	2:37	5:21:31	3:34	3:49:13
461		10:12:53	1809	Iseli, Marco		SWI	SUI	97	M30-34	58:43	3:40	5:13:21	3:59	3:53:11
462		10:13:04	1609	Lavin, Mark		USA	USA	98	M30-34	1:08:51	4:52	5:16:43	4:50	3:37:50
463		10:13:11	1014	Stepniak, Robert		POL	POL	68	M40-44	1:07:07	2:55	5:36:59	2:19	3:23:53
464		10:13:23	1405	Meier, Michael		SWI	SUI	109	M35-39	1:09:53	2:47	5:20:49	4:00	3:35:56
465		10:13:27	758	Tamura, Minoru		JPN	JPN	31	M45-49	1:07:05	3:31	5:36:53	5:19	3:20:40
466		10:13:31	1901	Hainish, David		CAN	CAN	53	M25-29	1:07:41	3:40	5:09:46	2:40	3:49:47
467		10:13:32	819	Zivkovic, Josip Mladin		HRV	CRO	32	M45-49	1:08:41	3:12	5:17:48	3:33	3:40:20
468		10:13:33	790	Cooper, Brad		USA	USA	33	M45-49	1:04:54	3:12	5:15:47	3:11	3:46:31
469		10:13:37	1343	Jenkins, John		USA	USA	110	M35-39	1:03:36	5:02	5:26:31	4:26	3:34:03
470		10:13:42	1249	McGrath, Amy		USA	USA	1	W40-44	1:07:28	3:06	5:31:16	3:23	3:28:31
471		10:13:52	1046	Bruenink, Johannes		GER	GER	69	M40-44	1:11:07	5:45	5:18:03	5:34	3:33:25
472		10:13:59	672	Sunners, James		CAN	CAN	34	M45-49	1:08:30	3:17	5:04:34	4:47	3:52:53
473		10:14:05	532	MacLeod, Bill		USA	USA	9	M50-54	1:08:41	2:46	5:13:48	3:35	3:45:18
474		10:14:09	1944	Spackman, Todd		AUS	AUS	54	M25-29	1:01:10	2:09	5:25:42	8:22	3:36:48
475		10:14:15	861	Figini, Luca		ITA	ITA	35	M45-49	1:03:13	3:13	5:25:44	2:58	3:39:10
476		10:14:39	121	Goos, Sofe		BEL	BEL	25	WPRO	1:02:52	1:45	5:49:07	2:56	3:18:01

# OVERALL RESULTS

Place	Bla	Time	Numbe	Lname	Fname	Cnt	Rep	Cpla	Category	Swim	Tr1	Bike	Tr2	Run
477		10:14:39	2029	Shanks, Matthew		USA	USA	23	M18-24	1:07:38	2:07	5:21:05	2:54	3:40:57
478		10:14:43	737	Ishikura, Keisuke		JPN	JPN	36	M45-49	1:11:25	2:58	5:28:36	3:19	3:28:27
479		10:14:45	1502	Macel, Jakub		CAN	CAN	111	M35-39	59:32	3:50	5:09:01	4:47	3:57:37
480		10:14:50	1188	Mira, Jordi		ESP	ESP	70	M40-44	1:03:11	3:36	5:30:00	5:20	3:32:45
481		10:14:57	1910	Muhlrikel, Marco		GER	GER	55	M25-29	56:40	2:52	5:10:58	2:55	4:01:33
482		10:15:01	851	Nielsen, Orla		DNK	DEN	37	M45-49	1:13:54	4:31	5:36:56	4:48	3:14:53
483		10:15:03	783	Shimanovskiy, Konstantin		RUS	RUS	38	M45-49	1:08:04	4:03	5:15:15	3:28	3:44:14
484		10:15:04	1189	Donovan, Richard		DNK	NZL	71	M40-44	1:15:02	3:16	5:29:58	3:57	3:22:51
485		10:15:07	1035	Bernaschi, Edoardo		ITA	ITA	72	M40-44	1:03:01	2:57	5:08:22	4:15	3:56:34
486		10:15:21	592	Duenner, Joachim		GER	GER	10	M50-54	1:04:18	3:09	5:17:41	5:08	3:45:07
487		10:15:25	1087	Vanduyenslager, Karel		BEL	BEL	73	M40-44	1:21:02	3:20	5:23:42	3:07	3:24:16
488		10:15:29	1341	Underwood, Julian		USA	USA	112	M35-39	1:04:58	4:39	5:30:30	7:46	3:27:38
489		10:15:33	1029	Dunstan, Brett		AUS	AUS	74	M40-44	1:07:25	2:36	5:09:51	3:43	3:51:59
490		10:15:37	495	Lewis, Barry		USA	USA	11	M50-54	1:13:53	3:25	5:18:01	3:12	3:37:09
491		10:15:50	1486	Woolston, Spencer		USA	USA	113	M35-39	1:11:03	3:15	5:06:07	3:26	3:52:02
492		10:15:55	1624	Schmitt, Craig		CAN	CAN	99	M30-34	1:21:35	3:20	5:23:45	5:05	3:22:12
493		10:15:55	2013	Christensen, Gregers		DNK	DEN	24	M18-24	1:01:43	4:28	5:03:51	3:22	4:02:33
494		10:16:06	1631	Rocheteau, Yann		FRA	FRA	100	M30-34	1:01:57	2:59	5:36:59	2:50	3:31:23
495		10:16:08	1758	Sanchez, Mauricio		MEX	MEX	101	M30-34	1:10:56	3:43	5:25:26	4:04	3:32:01
496		10:16:18	1489	Svensson, David		SWE	SWE	114	M35-39	1:10:41	2:45	4:59:41	7:05	3:56:09
497		10:16:23	1147	Medak, Rafal		GBR	POL	75	M40-44	1:11:55	3:29	5:14:42	4:07	3:42:11
498		10:16:26	1841	Ross, Anna		NZL	NZL	4	W30-34	1:03:25	3:04	5:39:30	3:15	3:27:14
499		10:16:28	1359	McCran, Patrick		USA	USA	115	M35-39	1:08:34	2:39	5:14:23	4:46	3:46:07
500		10:16:31	2063	Linnell, Allison		USA	USA	1	W18-24	1:03:18	2:12	5:41:03	2:05	3:27:55
501		10:16:32	710	Brader, Gerhard		GER	GER	39	M45-49	1:12:14	3:51	5:29:14	4:42	3:26:33
502		10:16:34	998	Orton, Robert		GER	GER	76	M40-44	1:03:51	2:50	5:29:43	4:57	3:35:15
503		10:16:37	809	Richardson, Mark		GBR	GBR	40	M45-49	1:08:26	5:04	5:12:12	5:21	3:45:36
504		10:16:40	1674	Linseman, Joe		CAN	CAN	102	M30-34	1:04:27	3:44	5:36:58	4:09	3:27:24
505		10:16:43	1332	Sovierzoski, Eduardo		BRA	BRA	116	M35-39	1:08:47	3:48	5:29:23	3:37	3:31:10
506		10:16:49	2024	Costa Da Silva, Felipe		BRA	BRA	25	M18-24	1:02:13	3:45	5:31:25	4:43	3:34:45
507		10:16:50	833	Madsen, Joern		DNK	DEN	41	M45-49	1:13:21	4:24	5:26:08	3:54	3:29:04
508		10:16:53	1702	Craft, Matt		AUS	AUS	103	M30-34	1:00:51	2:46	5:09:19	3:19	4:00:40
509		10:16:55	1592	Sloan, Jennifer		USA	USA	7	W35-39	1:05:52	2:44	5:31:56	3:14	3:33:11
510		10:16:59	1175	Campbell, Tom		USA	USA	77	M40-44	56:15	3:31	5:27:13	7:22	3:42:39
511		10:17:07	1737	Jossi, Sebastien		SWI	SUI	104	M30-34	1:03:20	3:29	5:13:06	2:52	3:54:23
512		10:17:10	1156	Eldridge, Brian		USA	USA	78	M40-44	1:35:22	4:34	5:13:05	4:19	3:19:53
513		10:17:19	1888	Walser, Stephan		SWI	SUI	56	M25-29	1:12:24	4:03	5:05:05	6:42	3:49:08
514		10:17:27	1288	Bretting, Nicole		GER	GER	2	W40-44	1:15:11	3:05	5:22:33	2:57	3:33:42
515		10:17:37	850	Marton, Rodney		AUS	AUS	42	M45-49	1:03:23	3:33	5:17:41	5:09	3:47:52
516		10:17:40	1028	Fesche, Anthony		HKG	HKG	79	M40-44	1:07:10	3:15	5:24:25	2:43	3:40:10
517		10:17:46	534	Boer, Rob		NLD	NED	12	M50-54	1:16:21	4:12	5:19:59	3:38	3:33:38
518		10:17:53	979	Hobson, Richard		AUS	AUS	80	M40-44	1:03:06	3:45	5:13:02	4:03	3:53:58
519		10:17:57	1021	Gonzalez, Sebastien		SWI	SWI	81	M40-44	1:11:12	2:39	5:26:55	3:18	3:33:55
520		10:17:59	1794	Cornman, Jocelyn		USA	USA	5	W30-34	1:06:00	3:01	5:45:33	6:31	3:16:55
521		10:18:06	1215	Rigueiro, Martin		ARG	ARG	82	M40-44	1:09:24	3:38	5:30:44	3:18	3:31:05
522		10:18:13	1513	Gonzalez Alvarez, Daniel		ESP	ESP	117	M35-39	1:08:03	3:19	5:15:31	3:52	3:47:30
523		10:18:24	1420	Wilking, Brett		USA	USA	118	M35-39	1:03:30	3:06	5:26:15	3:51	3:41:44
524		10:18:39	1128	Peschka, Andreas		GER	GER	83	M40-44	1:10:07	4:47	5:22:23	4:54	3:36:29
525		10:18:44	722	Hill, Rob		AUS	AUS	43	M45-49	1:14:47	4:24	5:30:14	4:50	3:24:31
526		10:18:47	481	Bridgland, Murray		AUS	AUS	13	M50-54	1:09:58	3:54	5:17:36	3:49	3:43:33

# OVERALL RESULTS

Place	Bla	Time	Numbe	Lname	Fname	Cnt	Rep	Cpla	Category	Swim	Tr1	Bike	Tr2	Run
527		10:18:51	1443	Cann, Stephen		CAN	CAN	119	M35-39	1:02:04	4:57	5:28:27	3:36	3:39:50
528		10:18:57	794	Ryan, Mark		USA	USA	44	M45-49	1:08:13	3:21	5:30:24	3:53	3:33:07
529		10:19:01	1633	Bartoszewski, Dave		USA	USA	105	M30-34	1:03:44	3:06	5:35:05	3:09	3:33:59
530		10:19:14	1555	Leblanc, Michelle		USA	USA	8	W35-39	1:07:41	2:49	5:27:25	2:22	3:38:59
531		10:19:16	748	Groda, Anselm		GER	GER	45	M45-49	1:07:10	3:04	5:23:17	3:42	3:42:05
532		10:19:19	1892	Collins, Keith		USA	USA	57	M25-29	1:06:20	2:49	5:26:07	3:26	3:40:39
533		10:19:20	1567	Grossrieder, Monique		SWI	SUI	9	W35-39	1:12:18	4:07	5:39:34	2:56	3:20:26
534		10:19:25	834	Kleinhenz, Kevin		USA	USA	46	M45-49	1:03:20	3:30	5:21:04	4:28	3:47:05
535		10:19:33	973	Williams, Casey		USA	USA	84	M40-44	1:15:44	4:34	5:00:09	8:44	3:50:24
536		10:19:42	812	Dawson, Fraser		GBR	GBR	47	M45-49	1:10:50	3:31	5:38:48	2:52	3:23:43
537		10:19:47	1409	Starck, Eric		USA	USA	120	M35-39	1:05:49	3:55	5:37:15	5:55	3:26:56
538		10:19:57	866	Schwarze, Stephan		USA	GER	48	M45-49	1:08:23	3:17	5:26:41	3:58	3:37:40
539		10:20:10	1620	Skollerud, Bjorn		NOR	NOR	106	M30-34	58:13	3:55	5:12:28	4:29	4:01:07
540		10:20:16	1913	McCloskey, Paul		USA	USA	58	M25-29	57:55	2:34	5:33:38	4:21	3:41:50
541		10:20:17	1363	Penny, Andrew		USA	USA	121	M35-39	1:04:37	3:06	5:20:47	3:24	3:48:26
542		10:20:27	1484	Guillaume, Fabrice		USA	USA	122	M35-39	1:13:37	3:09	5:28:34	4:04	3:31:06
543		10:20:28	1666	Hulbert, Dirk		SWI	GER	107	M30-34	56:34	3:17	5:41:45	3:40	3:35:15
544		10:20:41	775	Dossow, Uwe		GER	GER	49	M45-49	1:07:12	3:23	5:21:20	3:54	3:44:53
545		10:20:43	1122	Krone, Brendan		AUS	AUS	85	M40-44	1:03:33	3:11	5:35:58	4:40	3:33:23
546		10:20:51	1258	Harari, Lotty		PAN	PAN	3	W40-44	1:10:07	3:35	5:33:08	2:34	3:31:30
547		10:20:52	1728	Foster, Patricio		ARG	ARG	108	M30-34	1:08:02	3:30	5:34:52	5:50	3:28:41
548		10:20:55	1365	Moog, Steve		LUX	LUX	123	M35-39	58:13	2:58	5:12:16	6:01	4:01:29
549		10:21:13	835	Pollmann, Stefan		GBR	GER	50	M45-49	58:07	2:49	5:33:46	4:00	3:42:33
550		10:21:18	1069	Rizzi, Joe		CAN	CAN	86	M40-44	1:05:30	3:44	5:26:25	4:02	3:41:38
551		10:21:19	1080	Vallese, Joseph		USA	USA	87	M40-44	1:08:42	3:29	5:13:09	4:14	3:51:47
552		10:21:20	613	Allen, James		USA	USA	14	M50-54	1:00:18	3:21	5:23:35	3:45	3:50:22
553		10:21:21	774	Bouvier, Arnaud		FRA	FRA	51	M45-49	1:10:55	3:11	5:26:43	3:20	3:37:15
554		10:21:25	1712	Welsh, Ben		AUS	AUS	109	M30-34	1:02:37	4:11	5:18:22	4:04	3:52:13
555		10:21:33	1653	Sek, David		USA	USA	110	M30-34	1:01:35	6:33	5:31:07	4:23	3:37:56
556		10:21:36	520	Buehlow, Peter		CAN	CAN	15	M50-54	1:12:52	3:39	5:26:57	3:56	3:34:14
557		10:21:59	855	Parkinson, Richard		SGP	GBR	52	M45-49	1:10:58	2:47	5:26:35	3:53	3:37:47
558		10:22:05	1843	Lloyd, Felicity		AUS	AUS	6	W30-34	1:04:52	3:10	5:38:45	2:55	3:32:24
559		10:22:08	559	Adkison, Rodney		USA	USA	16	M50-54	1:16:44	3:30	5:23:07	3:27	3:35:21
560		10:22:11	1259	Boag, Simone		AUS	AUS	4	W40-44	1:10:41	2:40	5:31:05	3:43	3:34:04
561		10:22:15	2055	Lemeseva, Maria		RUS	RUS	2	W18-24	1:16:24	3:06	5:33:03	2:53	3:26:51
562		10:22:28	730	Jones, Scott		USA	USA	53	M45-49	1:01:44	3:09	5:27:23	3:43	3:46:33
563		10:22:31	1072	Spies, Stefan		GER	GER	88	M40-44	1:10:27	4:42	5:10:33	6:31	3:50:20
564		10:22:37	1896	Bender, Matt		USA	USA	59	M25-29	1:08:05	4:24	5:11:25	4:48	3:53:57
565		10:22:38	1969	Roberts, Darbi		USA	USA	5	W25-29	58:24	3:35	5:33:56	4:04	3:42:41
566		10:22:51	1904	Mumme, Christopher		AUS	AUS	60	M25-29	54:46	3:11	5:25:50	6:23	3:52:42
567		10:22:59	1084	Chapin, Steve		USA	USA	89	M40-44	1:07:38	4:07	5:17:30	5:06	3:48:40
568		10:23:00	890	Richlik, Uwe		GER	GER	54	M45-49	1:16:51	3:26	5:19:15	4:47	3:38:42
569		10:23:04	697	Breese, Geoff		AUS	AUS	55	M45-49	1:13:21	7:57	5:29:09	6:06	3:26:34
570		10:23:09	854	Bernot, Eric		FRA	FRA	56	M45-49	1:16:17	4:10	5:23:29	4:10	3:35:05
571		10:23:15	1617	Wagner, Juergen		AUT	AUT	111	M30-34	1:10:07	5:09	5:21:04	2:52	3:44:05
572		10:23:29	1206	Thomas, Leroy		USA	AUS	90	M40-44	1:06:24	3:23	5:33:55	4:41	3:35:09
573		10:23:33	1463	Newman, Steven		AUS	AUS	124	M35-39	1:11:05	2:35	5:19:56	3:31	3:46:29
574		10:23:33	1907	Sloan, Andy		GBR	GBR	61	M25-29	1:03:54	3:38	5:13:11	5:21	3:57:31
575		10:23:34	1449	Walder, Michael		USA	POL	125	M35-39	1:12:13	2:41	5:30:12	6:41	3:31:49
576		10:23:41	811	Schoetzau, Thomas		SWI	SUI	57	M45-49	1:28:33	3:00	5:20:18	3:40	3:28:12



# OVERALL RESULTS

Place	Bla	Time	Numbe	Lname	Fname	Cnt	Rep	Cpla	Category	Swim	Tr1	Bike	Tr2	Run
577		10:23:48	1627	Coppock, Xavier		AUS	AUS	112	M30-34	1:05:10	3:02	4:47:11	2:30	4:25:56
578		10:23:56	856	Walker, Chris		GIB	GIB	58	M45-49	1:01:02	3:17	5:29:09	9:36	3:40:55
579		10:24:01	1977	Wohlers, Lindsay		USA	USA	6	W25-29	1:03:12	3:22	5:35:54	3:03	3:38:31
580		10:24:07	1012	Offenhuber, Marcus		GER	AUT	91	M40-44	1:17:05	3:12	5:18:33	3:11	3:42:08
581		10:24:16	1060	Takeya, Kenji		JPN	JPN	92	M40-44	1:27:53	3:29	4:58:34	4:23	3:49:58
582		10:24:18	1993	Marsh, Larisa		NZL	NZL	7	W25-29	1:03:08	2:16	5:35:56	3:49	3:39:10
583		10:24:18	694	Busko, Billy		USA	USA	59	M45-49	1:13:18	3:51	5:30:37	3:27	3:33:06
584		10:24:20	1132	Peeters, Benny		BEL	BEL	93	M40-44	1:07:53	3:30	5:25:06	4:25	3:43:28
585		10:24:23	1092	Iwase, Hiroaki		JPN	JPN	94	M40-44	1:11:02	3:06	5:37:51	3:10	3:29:16
586		10:24:29	1941	Besen, Bruno		BRA	BRA	62	M25-29	1:00:28	3:25	5:19:25	5:51	3:55:22
587		10:24:35	1849	Roberts, Paul		AUS	AUS	63	M25-29	58:12	3:12	5:20:48	3:59	3:58:26
588		10:24:39	1346	Terranova, Paul		USA	USA	126	M35-39	1:08:16	4:06	5:43:00	3:09	3:26:10
589		10:24:42	1185	Berger, Bruce		USA	USA	95	M40-44	1:16:05	3:09	5:32:45	3:50	3:28:55
590		10:24:45	1269	Gerber, Karin		SWI	SUI	5	W40-44	1:19:08	2:58	5:20:25	3:10	3:39:06
591		10:24:51	1006	Carpentier, Steeve		CAN	CAN	96	M40-44	1:09:20	4:13	5:23:32	5:43	3:42:05
592		10:24:52	815	Shirato, Taro		JPN	JPN	60	M45-49	1:01:11	2:44	5:34:22	3:57	3:42:39
593		10:24:52	1041	Walker, Edward		USA	USA	97	M40-44	1:07:53	4:09	5:27:02	3:01	3:42:49
594		10:24:56	1030	Kruger, Olaf		GER	GER	98	M40-44	1:09:47	4:28	5:25:16	3:56	3:41:31
595		10:25:01	1813	Manning, Hailey		USA	USA	7	W30-34	1:04:51	2:43	5:32:38	6:49	3:38:01
596		10:25:03	1364	Isakov, Jerome		USA	USA	127	M35-39	1:15:51	2:53	5:19:23	6:05	3:40:53
597		10:25:06	1040	Slapnicar, Matevz		SVN	SLO	99	M40-44	1:09:38	2:40	5:32:03	3:14	3:37:33
598		10:25:16	1151	Coey, Scott		GBR	AUS	100	M40-44	1:07:12	5:19	5:27:43	2:58	3:42:07
599		10:25:22	1628	Salmon, Andrew		USA	USA	113	M30-34	1:09:58	4:07	5:46:35	3:12	3:21:33
600		10:25:23	821	Dillon, Tod		USA	USA	61	M45-49	1:10:24	3:40	5:38:37	3:29	3:29:16
601		10:25:28	1952	Thomas, Kathryn		USA	USA	8	W25-29	57:54	3:12	5:24:19	2:57	3:57:08
602		10:25:36	1719	Grundmann, Daniel		AUT	AUT	114	M30-34	1:03:14	3:27	5:31:38	3:16	3:44:03
603		10:25:38	1401	Vogelsang, Lasse		DNK	DEN	128	M35-39	1:06:31	3:12	5:11:07	3:27	4:01:22
604		10:25:39	873	Mende, Uwe		GER	GER	62	M45-49	1:15:14	5:03	5:41:42	4:09	3:19:33
605		10:25:42	1611	Carpenter, Tim		AUS	AUS	115	M30-34	1:10:45	3:42	5:23:14	4:18	3:43:45
606		10:25:49	1429	Santos, Cristiano		BRA	BRA	129	M35-39	1:10:11	4:50	5:28:09	8:07	3:34:34
607		10:25:51	2018	Ehmke, Ross		USA	USA	26	M18-24	1:08:09	3:34	5:15:21	3:35	3:55:14
608		10:25:54	1646	Hotter, Ronald		AUT	AUT	116	M30-34	1:01:37	3:03	5:26:46	4:58	3:49:32
609		10:25:57	1088	Spinosa, Rob		USA	USA	101	M40-44	1:12:40	3:35	5:19:34	4:32	3:45:38
610		10:26:05	429	McCluskey, Dan		USA	USA	2	M55-59	1:04:04	3:19	5:16:37	3:47	3:58:21
611		10:26:12	2015	Harwin, Sean		USA	USA	27	M18-24	1:03:41	3:45	5:17:33	3:01	3:58:15
612		10:26:17	1055	Pocas, Augusto		BRA	BRA	102	M40-44	1:13:09	5:18	5:29:42	6:45	3:31:25
613		10:26:21	2004	Dion, Tommy		CAN	CAN	28	M18-24	1:30:17	4:33	5:27:23	2:50	3:21:21
614		10:26:33	1626	Porta, Matthew		AUS	AUS	117	M30-34	1:05:58	4:52	5:27:46	4:31	3:43:29
615		10:26:36	1221	Boullier, Adrien		FXX	FRA	103	M40-44	1:03:33	3:40	5:06:25	7:32	4:05:28
616		10:26:36	1184	Dauvergne, Francois		FRA	FRA	104	M40-44	1:11:31	3:42	5:26:47	5:22	3:39:16
617		10:26:39	1200	Hanakam, Florian		GER	GER	105	M40-44	1:14:13	3:15	5:26:41	3:52	3:38:40
618		10:26:42	1900	Lomheim, Jason		USA	USA	64	M25-29	1:08:02	4:42	5:25:40	6:59	3:41:21
619		10:26:46	868	Lewis, Sean		USA	USA	63	M45-49	1:10:07	3:01	5:08:50	3:00	4:01:49
620		10:26:47	1505	Bronstein, Dan		RUS	RUS	130	M35-39	1:12:20	4:02	5:34:42	3:52	3:31:53
621		10:26:47	1400	Braendli, Reto		SWI	SUI	131	M35-39	1:08:52	3:04	5:18:11	7:59	3:48:43
622		10:26:51	1625	Nowak, Doug		USA	USA	118	M30-34	1:09:49	3:03	5:08:24	4:35	4:01:03
623		10:26:56	1999	Grohmann, Katharina		GER	GER	9	W25-29	1:17:43	2:39	5:31:39	2:36	3:32:21
624		10:27:01	1775	D'Haese, Veerle		BEL	BEL	8	W30-34	1:14:24	2:57	5:37:36	2:45	3:29:20
625		10:27:09	1709	Valente, Roberto		BRA	BRA	119	M30-34	1:03:13	6:49	5:21:45	5:54	3:49:30
626		10:27:13	569	Ford, Mark		USA	USA	17	M50-54	1:06:46	4:41	5:30:43	5:03	3:40:02

# OVERALL RESULTS

Place	Bla	Time	Numbe	Lname	Fname	Cnt	Rep	Cpla	Category	Swim	Tr1	Bike	Tr2	Run
627		10:27:18	1716	Peck, Hugh		AUS	AUS	120	M30-34	1:06:49	3:22	5:14:57	4:18	3:57:54
628		10:27:21	1137	Doubleday, Peter		GBR	GBR	106	M40-44	1:07:54	3:13	5:20:09	4:09	3:51:58
629		10:27:42	519	Lauk, Joern		GER	GER	18	M50-54	1:08:44	4:56	5:19:55	8:30	3:45:40
630		10:27:47	1433	Naasz, Thomas		NLD	NED	132	M35-39	1:02:42	2:50	5:10:32	4:57	4:06:48
631		10:27:55	1457	Steinberger, Rainer		GER	GER	133	M35-39	1:13:10	2:54	5:02:03	5:10	4:04:41
632		10:28:03	1658	Opazo, Edgardo		CHL	CHI	121	M30-34	1:00:45	4:04	5:32:47	4:47	3:45:43
633		10:28:07	1149	Stuart, Gavin		AUS	AUS	107	M40-44	1:05:47	3:12	5:23:18	3:32	3:52:19
634		10:28:08	547	Roeder, Mario		GER	GER	19	M50-54	1:23:29	4:17	5:09:03	3:10	3:48:10
635		10:28:09	1931	Brooks, Brendan		AUS	AUS	65	M25-29	58:46	3:09	5:01:04	3:22	4:21:50
636		10:28:12	1152	Harer, Christoph		GER	GER	108	M40-44	1:04:56	4:54	5:18:02	4:03	3:56:18
637		10:28:24	607	Robertson, Rusty		USA	USA	20	M50-54	1:02:59	4:22	5:38:28	3:51	3:38:45
638		10:28:37	1396	Hotham, Scott		NZL	NZL	134	M35-39	1:06:12	5:16	5:04:03	4:45	4:08:22
639		10:28:40	1873	Deveaux, Corey		CAN	CAN	66	M25-29	1:11:07	2:48	5:40:03	3:16	3:31:27
640		10:28:42	1268	Crowe, Susan		AUS	AUS	6	W40-44	1:10:44	3:34	5:39:04	3:24	3:31:58
641		10:28:43	1347	Neville, Todd		USA	USA	135	M35-39	1:13:45	4:43	5:07:22	3:39	3:59:17
642		10:28:45	893	Burger, David		USA	USA	64	M45-49	1:11:15	3:20	5:09:48	5:15	3:59:09
643		10:29:00	1320	Ehgoetz, Luke		CAN	CAN	136	M35-39	1:09:26	3:36	5:16:59	4:12	3:54:49
644		10:29:01	480	Black, Larry		USA	USA	21	M50-54	58:33	2:54	5:31:23	4:03	3:52:10
645		10:29:05	2020	Vandenbroucke, Sigurd		BEL	BEL	29	M18-24	1:04:25	3:42	5:09:38	2:45	4:08:36
646		10:29:13	1673	Crisp, Jason		USA	USA	122	M30-34	1:09:54	5:26	5:37:22	5:05	3:31:28
647		10:29:18	1812	Goffredo, Kendra		USA	USA	9	W30-34	1:14:17	3:56	5:38:25	3:16	3:29:27
648		10:29:24	585	Pratte, Claude		CAN	CAN	22	M50-54	1:10:07	4:04	5:39:02	3:46	3:32:27
649		10:29:29	1517	Wright, Brad		AUS	AUS	137	M35-39	1:04:43	4:19	5:07:00	3:52	4:09:37
650		10:29:30	1129	Jarrett, Chad		USA	USA	109	M40-44	1:07:29	4:51	5:01:46	3:58	4:11:28
651		10:29:56	1739	Faria, Marcos		BRA	BRA	123	M30-34	58:06	3:28	5:29:04	4:36	3:54:44
652		10:30:09	1375	Darden, George		USA	USA	138	M35-39	1:40:20	3:55	5:09:27	4:07	3:32:23
653		10:30:19	146	Kajlich, Andre		USA	USA	1	MHC	1:14:12	2:21	6:53:35	3:30	2:16:43
654		10:30:20	1393	Heine, Timo		GER	GER	139	M35-39	1:04:45	3:06	5:13:55	5:19	4:03:18
655		10:30:24	1427	Ziesler, Sebe		USA	USA	140	M35-39	1:02:34	3:23	5:11:19	4:36	4:08:33
656		10:30:26	1163	Stueve, Randy		USA	USA	110	M40-44	1:18:26	4:44	5:39:58	4:10	3:23:10
657		10:30:32	1009	Bryant, Gary		AUS	AUS	111	M40-44	1:19:14	3:21	5:19:47	3:32	3:44:41
658		10:30:33	1850	Blum, Daniel		AUT	AUT	67	M25-29	1:05:02	3:14	5:29:21	7:17	3:45:42
659		10:30:45	1098	Jennings, Mathew		AUS	AUS	112	M40-44	58:41	3:05	5:07:27	3:51	4:17:44
660		10:30:55	1456	Druml, Jay		USA	USA	141	M35-39	1:11:36	4:03	5:21:23	3:48	3:50:07
661		10:31:01	1183	Begg, Michael		AUS	AUS	113	M40-44	1:10:00	4:33	5:34:32	3:55	3:38:02
662		10:31:09	1397	Watson, Nicholas		USA	USA	142	M35-39	1:27:45	8:15	5:21:23	4:31	3:29:17
663		10:31:09	1296	Fisher, Andrea		USA	USA	7	W40-44	56:32	3:21	5:38:24	3:08	3:49:47
664		10:31:13	1987	Mata, Cristina		PAN	PAN	10	W25-29	1:07:52	3:44	5:25:04	2:51	3:51:43
665		10:31:14	1524	Wilkinson, Jolene		USA	USA	10	W35-39	1:07:12	3:27	5:24:39	3:25	3:52:33
666		10:31:15	1842	Furness, Erin		NZL	NZL	10	W30-34	1:11:10	3:42	5:40:33	3:48	3:32:04
667		10:31:40	1467	Yates, Brenton		AUS	AUS	143	M35-39	59:27	2:29	5:23:33	7:00	3:59:12
668		10:31:47	875	Aichholzer, Hannes		AUT	AUT	65	M45-49	1:06:14	3:35	5:24:02	4:06	3:53:52
669		10:31:51	762	Bessaa, Mebarek		FRA	FRA	66	M45-49	1:10:55	3:11	5:26:43	3:20	3:47:44
670		10:31:59	1205	Monfort, Stephane		FXX	FRA	114	M40-44	1:01:42	3:41	5:21:17	4:59	4:00:22
671		10:32:01	1893	Bridenbaugh, Michael		USA	USA	68	M25-29	1:05:00	3:54	5:39:00	2:55	3:41:14
672		10:32:01	567	Moller, John Hvass		DNK	DEN	23	M50-54	1:24:47	4:10	5:06:56	4:12	3:51:58
673		10:32:09	428	Garnitschnig, Reinhold		AUT	AUT	3	M55-59	1:11:40	3:43	5:23:22	7:05	3:46:22
674		10:32:12	1796	Bourchier, Kate		AUS	AUS	11	W30-34	1:03:29	2:58	5:39:28	4:04	3:42:15
675		10:32:17	608	Dogruol, Gokhan		TUR	TUR	24	M50-54	1:08:55	3:18	5:28:13	4:02	3:47:51
676		10:32:32	579	Poisson, John		USA	USA	25	M50-54	1:03:55	5:42	5:24:41	5:42	3:52:33

# OVERALL RESULTS

Place	Bla	Time	Numbe	Lname	Fname	Cnt	Rep	Cpla	Category	Swim	Tr1	Bike	Tr2	Run
677		10:32:52	1730	Hausman, Charley		USA	USA	124	M30-34	1:19:31	4:22	5:25:35	6:41	3:36:44
678		10:33:04	1763	Pedersen, Bjorn		DNK	DEN	125	M30-34	1:18:18	5:34	5:13:23	4:38	3:51:14
679		10:33:07	1651	Vernon III, Robert		USA	USA	126	M30-34	1:08:17	4:03	6:01:51	3:12	3:15:46
680		10:33:19	1165	Downey, Anthony		AUS	AUS	115	M40-44	1:03:06	2:54	5:27:12	4:30	3:55:40
681		10:33:19	1473	Jaruszewski, Kevin		USA	USA	144	M35-39	1:09:13	4:28	5:33:04	3:15	3:43:21
682		10:33:21	1039	Price, Brian		AUS	AUS	116	M40-44	1:07:30	5:13	5:40:15	6:50	3:33:36
683		10:33:22	1187	Garner, David		GBR	GBR	117	M40-44	1:13:04	4:57	5:35:53	5:41	3:33:49
684		10:33:30	1765	Welch, Michael		USA	USA	127	M30-34	1:12:12	2:24	5:20:59	3:03	3:54:54
685		10:33:35	368	Bertolo, Jean Marc		FRA	FRA	4	M55-59	1:13:04	3:13	5:38:11	4:15	3:34:54
686		10:33:48	1199	Shiflett, Bryan		USA	USA	118	M40-44	1:08:06	3:10	5:36:51	2:55	3:42:48
687		10:33:52	1496	Lisa, Owen		USA	USA	145	M35-39	1:05:49	4:03	5:07:34	4:32	4:11:56
688		10:33:55	881	Matteo, Vincent		USA	USA	67	M45-49	1:08:35	4:25	5:47:31	3:04	3:30:23
689		10:34:08	1693	Sajner, David		CZE	CZE	128	M30-34	1:10:15	4:11	5:16:06	6:11	3:57:28
690		10:34:18	773	Hary, Bertrand		FRA	FRA	68	M45-49	1:16:00	4:16	5:26:50	3:32	3:43:41
691		10:34:39	1572	Gries, Susanne		SWI	GER	11	W35-39	1:11:19	3:18	5:46:13	3:02	3:30:49
692		10:34:40	393	Van Heerden, Andreas (Andr		ZAF	RSA	5	M55-59	1:18:31	3:54	5:30:53	4:20	3:37:03
693		10:34:50	685	Ramsay, Peter		USA	USA	69	M45-49	1:14:18	3:22	5:37:57	4:35	3:34:40
694		10:34:51	1318	Clark, Patrick		USA	USA	146	M35-39	1:12:29	3:12	5:25:02	4:52	3:49:17
695		10:34:55	1817	Lind, Allison		USA	USA	12	W30-34	1:08:29	2:58	5:49:13	3:41	3:30:36
696		10:35:15	1114	Payton, Dan		USA	USA	119	M40-44	1:11:27	5:00	5:18:08	5:44	3:54:58
697		10:35:25	605	Lonsdale, Duncan		USA	USA	26	M50-54	1:04:05	3:52	5:40:07	4:28	3:42:54
698		10:35:30	1223	Wakahara, Shingo		JPN	JPN	120	M40-44	1:11:06	6:59	5:53:18	3:42	3:20:27
699		10:35:36	1430	Church, Aaron		USA	USA	147	M35-39	1:15:08	5:23	5:40:43	3:05	3:31:20
700		10:35:44	1222	Mortensen, Thomas		DNK	DEN	121	M40-44	57:49	2:16	5:09:46	4:21	4:21:36
701		10:35:46	2066	Morrison, Samantha		USA	USA	3	W18-24	1:01:29	2:40	5:46:05	3:22	3:42:11
702		10:35:57	1307	Struck, Christian		USA	USA	148	M35-39	1:05:00	3:41	5:18:37	4:40	4:04:01
703		10:35:58	756	Kanayama, Yoshihisa		JPN	JPN	70	M45-49	1:04:24	3:46	5:42:31	2:51	3:42:28
704		10:36:02	1972	Demello, Jessica		USA	USA	11	W25-29	1:03:50	3:28	5:44:53	5:26	3:38:27
705		10:36:02	976	McLean, Peter		AUS	AUS	122	M40-44	1:08:45	3:32	5:12:25	8:21	4:03:01
706		10:36:04	1178	Schuster, Patrick		USA	USA	123	M40-44	1:08:38	2:34	5:06:31	7:13	4:11:10
707		10:36:06	755	Mac Donell, Brett		USA	USA	71	M45-49	1:03:53	4:12	5:27:44	5:49	3:54:29
708		10:36:08	1428	Danahy, Kevin		USA	USA	149	M35-39	1:00:30	5:03	5:27:52	6:30	3:56:16
709		10:36:11	874	Villena, Eric		FRA	FRA	72	M45-49	1:07:09	2:32	5:05:56	5:25	4:15:11
710		10:36:12	1357	Henry, Yannick		FRA	FRA	150	M35-39	1:04:37	3:51	5:18:49	3:52	4:05:04
711		10:36:14	1478	Valdez, Ignacio		ARG	ARG	151	M35-39	1:08:57	4:15	5:33:29	9:06	3:40:29
712		10:36:19	1418	Sellner, Michi		AUT	AUT	152	M35-39	1:05:59	3:30	5:43:57	4:52	3:38:03
713		10:36:20	1899	Delmenico, Sam		AUS	AUS	69	M25-29	1:04:29	2:41	5:16:30	4:09	4:08:32
714		10:36:25	709	Martin, Maximo		ESP	ESP	73	M45-49	1:05:55	4:24	5:37:37	5:19	3:43:12
715		10:36:28	872	Rulon, Chris		USA	USA	74	M45-49	1:10:06	4:16	5:32:40	4:07	3:45:21
716		10:36:32	1089	Marlar, Drew		USA	USA	124	M40-44	1:01:04	3:47	5:40:33	4:22	3:46:48
717		10:36:35	1694	Stahlkopf, Sebastian		GER	GER	129	M30-34	1:12:27	3:45	6:02:54	3:19	3:14:12
718		10:36:39	1967	Whitmore, Lauren		GBR	GBR	12	W25-29	1:02:30	3:19	5:38:47	3:58	3:48:06
719		10:36:47	675	Palmucci, Danilo		ITA	ITA	75	M45-49	1:02:00	3:25	5:31:19	3:28	3:56:37
720		10:36:53	1385	Feerick, Neil		USA	IRL	153	M35-39	1:16:44	3:38	5:26:44	4:31	3:45:18
721		10:36:56	2021	Denis, Kevin		BEL	BEL	30	M18-24	1:01:46	2:52	5:39:36	4:51	3:47:53
722		10:36:59	1996	Wigton, Rachel		USA	USA	13	W25-29	1:08:24	3:16	5:46:21	3:10	3:35:51
723		10:37:04	1865	Esmeijer, Niels		NLD	NED	70	M25-29	1:09:57	3:31	5:30:03	4:58	3:48:36
724		10:37:15	776	Probst, Greg		USA	USA	76	M45-49	1:19:58	3:45	5:26:40	4:19	3:42:35
725		10:37:17	769	Vervoort, Peter		BEL	BEL	77	M45-49	1:10:04	4:27	5:22:11	5:00	3:55:37
726		10:37:34	1219	Ericsson, Per		SWE	SWE	125	M40-44	1:08:51	4:01	5:38:59	2:52	3:42:53



# OVERALL RESULTS

Place	Bla	Time	Numbe	Lname	Fname	Cnt	Rep	Cpla	Category	Swim	Tr1	Bike	Tr2	Run
727		10:37:36	920	Harnischfeger, Gabriela		GER	GER	1	W45-49	1:12:13	3:16	5:27:11	2:40	3:52:18
728		10:37:46	396	Mudgett, Steven		USA	USA	6	M55-59	1:07:56	3:29	5:26:59	4:54	3:54:31
729		10:37:51	1116	Schneider, Dr. Jan		GER	GER	126	M40-44	1:12:52	4:52	5:41:09	4:58	3:34:03
730		10:37:54	1145	Vitale, Craig		USA	USA	127	M40-44	1:19:35	2:58	5:27:45	4:16	3:43:21
731		10:37:56	1112	Pamp, Brad		AUS	AUS	128	M40-44	1:00:00	3:54	5:26:01	5:43	4:02:20
732		10:37:59	988	Strain, James		USA	USA	129	M40-44	1:01:48	4:05	5:09:46	5:41	4:16:41
733		10:38:12	611	Hertel, Keith		USA	USA	27	M50-54	1:08:18	4:37	5:26:09	5:16	3:53:53
734		10:38:17	1019	Reilly, Sean		USA	USA	130	M40-44	1:21:12	3:09	5:34:05	2:48	3:37:05
735		10:38:26	968	Hassel, Diana		USA	USA	2	W45-49	1:07:10	3:12	5:32:25	3:37	3:52:04
736		10:38:30	1542	Stephenson, Nell		USA	USA	12	W35-39	1:18:19	3:44	5:41:49	3:10	3:31:30
737		10:38:35	550	Welch, Kyle		USA	USA	28	M50-54	1:01:40	3:00	5:33:24	6:29	3:54:05
738		10:38:37	959	Smith, Ann		USA	USA	3	W45-49	1:05:24	3:11	5:39:13	2:50	3:48:01
739		10:38:39	1919	Johnston, Mark		AUS	NZL	71	M25-29	1:07:46	3:57	5:36:44	3:23	3:46:50
740		10:38:48	1917	Emslie, Geoffrey		AUS	NZL	72	M25-29	1:05:25	3:32	5:26:26	4:33	3:58:53
741		10:39:02	1058	Schulz, Hansi		GER	GER	131	M40-44	1:07:42	3:10	5:17:40	2:49	4:07:43
742		10:39:16	471	Wilson, John		USA	USA	29	M50-54	1:13:13	3:02	5:40:31	4:39	3:37:53
743		10:39:25	2050	Pereira, Vanessa		PRT	POR	4	W18-24	1:07:15	3:41	5:43:32	4:05	3:40:54
744		10:39:29	770	Rinnen, Norbert		GER	GER	78	M45-49	1:19:04	4:14	5:26:25	3:16	3:46:32
745		10:39:48	1290	Javens, Amy		USA	USA	8	W40-44	1:16:10	3:34	5:40:59	3:15	3:35:52
746		10:40:01	795	Ernst, Alexander-Maximilia		GER	GER	79	M45-49	1:02:07	6:27	5:21:19	4:08	4:06:02
747		10:40:08	1379	McAndrew, Warren		USA	USA	154	M35-39	1:00:10	3:06	5:22:13	5:14	4:09:27
748		10:40:08	888	Llado, Guillermo		ESP	ESP	80	M45-49	1:03:08	2:52	5:22:13	4:37	4:07:21
749		10:40:08	2038	Mart nez Miralles, Marc		ESP	ESP	31	M18-24	1:00:17	4:11	5:49:21	4:02	3:42:19
750		10:40:13	1664	Vaughn, Josh		USA	USA	130	M30-34	1:03:21	3:31	5:26:33	4:11	4:02:37
751		10:40:14	1076	Ampe, Dries		BEL	BEL	132	M40-44	1:41:24	3:20	5:05:43	3:58	3:45:51
752		10:40:22	1052	Carmichael, Paul		GBR	GBR	133	M40-44	1:09:23	3:02	5:28:07	2:53	3:57:00
753		10:40:28	1061	Tallo, David		CAN	CAN	134	M40-44	1:11:36	3:47	5:44:11	6:13	3:34:43
754		10:40:32	1153	Rose, Nick		GBR	GBR	135	M40-44	1:08:50	3:47	5:29:23	4:39	3:53:55
755		10:40:49	1093	Cianciola, Tony		USA	USA	136	M40-44	1:04:17	2:50	5:41:29	5:13	3:47:01
756		10:40:57	1398	Tillery, Clayton		USA	USA	155	M35-39	1:03:35	4:42	5:40:18	5:48	3:46:35
757		10:41:01	859	Puy, Mauricio		ARG	ARG	81	M45-49	1:02:53	6:24	5:35:18	8:39	3:47:49
758		10:41:20	548	Vuailat, Franck		FRA	FRA	30	M50-54	1:13:04	5:15	5:36:40	6:00	3:40:23
759		10:41:46	1844	Geilhof, Barbara		GER	GER	13	W30-34	1:25:05	3:17	5:31:44	3:21	3:38:21
760		10:41:52	1531	Wilkinson, Victoria		GBR	GBR	13	W35-39	1:09:29	3:18	5:42:57	2:24	3:43:45
761		10:41:56	1800	Hengels, Adrienne		USA	USA	14	W30-34	1:12:10	2:48	5:40:01	2:41	3:44:18
762		10:41:58	830	Phelps, Darren		AUS	AUS	82	M45-49	1:10:54	5:12	5:31:18	4:29	3:50:08
763		10:42:04	781	Mildren, Andrew		AUS	AUS	83	M45-49	1:22:28	5:59	5:21:23	5:04	3:47:12
764		10:42:06	1209	Rasal, Roberto		ESP	ESP	137	M40-44	1:15:01	4:06	5:26:17	3:36	3:53:08
765		10:42:23	1131	Nicolle, Sean		GBR	GBR	138	M40-44	1:04:07	3:52	5:32:41	2:49	3:58:56
766		10:42:35	1121	Lloyd, Ben		USA	GBR	139	M40-44	1:03:44	3:53	5:28:27	3:59	4:02:34
767		10:43:03	1574	Kieffer, Estelle-Marie		FRA	FRA	14	W35-39	1:01:23	3:25	5:38:55	3:09	3:56:13
768		10:43:13	1677	Veldhoen, Nathan		CAN	CAN	131	M30-34	1:00:42	5:20	5:24:03	4:40	4:08:31
769		10:43:22	578	Omur, Korkut		TUR	TUR	31	M50-54	1:01:15	3:57	5:37:26	4:49	3:55:58
770		10:43:31	1228	Yetman, Peggy		USA	USA	9	W40-44	1:13:53	2:28	5:50:57	3:31	3:32:44
771		10:43:41	869	Eckl, Franz		GER	GER	84	M45-49	1:18:47	4:05	5:39:59	3:33	3:37:18
772		10:43:44	1741	Riley, Paul		USA	USA	132	M30-34	1:14:20	5:48	5:55:57	3:46	3:23:54
773		10:43:57	425	Hill, John		AUS	AUS	7	M55-59	1:21:11	4:16	5:29:59	5:22	3:43:12
774		10:44:00	1683	Peterson, Robert		USA	USA	133	M30-34	1:14:58	3:39	5:30:42	3:57	3:50:46
775		10:44:25	778	Johansson, Fredrik		SWE	SWE	85	M45-49	1:15:44	3:34	5:33:26	4:11	3:47:33
776		10:44:37	886	Gade, Michael		CAN	CAN	86	M45-49	1:13:56	4:58	5:34:01	4:52	3:46:53

# OVERALL RESULTS

Place	Bla	Time	Numbe	Lname	Fname	Cnt	Rep	Cpla	Category	Swim	Tr1	Bike	Tr2	Run
777		10:44:45	2039	Frederickson, Ryan		USA	USA	32	M18-24	53:45	3:45	5:24:21	4:06	4:18:50
778		10:44:47	927	Kenyon, Lisbeth		USA	USA	4	W45-49	1:04:42	2:53	5:26:08	3:15	4:07:52
779		10:44:51	526	Willis, Kevin		CAN	CAN	32	M50-54	1:14:40	3:53	5:25:44	4:55	3:55:40
780		10:45:01	799	Herbe, Andreas		GER	GER	87	M45-49	1:13:09	2:37	5:32:01	5:27	3:51:50
781		10:45:09	761	Day, Glenn		AUS	AUS	88	M45-49	1:05:27	3:16	5:21:26	4:05	4:10:57
782		10:45:10	1488	Morris, Kenneth		CAN	CAN	156	M35-39	1:13:20	4:10	5:07:17	5:09	4:15:16
783		10:45:13	1942	Salazar, Jairo		COL	COL	73	M25-29	58:01	3:52	5:52:43	5:01	3:45:37
784		10:45:42	593	Muroya, Koji		JPN	JPN	33	M50-54	1:14:20	3:33	5:35:29	4:56	3:47:25
785		10:45:49	135	Eskew, Shay		USA	USA	157	M35-39	1:23:44	3:15	5:33:57	2:57	3:41:57
786		10:45:55	714	Hilt, Rainer		GER	GER	89	M45-49	1:20:59	5:56	5:35:58	3:18	3:39:45
787		10:46:13	1805	Richtrova, Jana		USA	CZE	15	W30-34	1:25:55	3:06	5:25:50	2:24	3:49:00
788		10:46:20	1577	Fernandez Cruz, Noelia		ARG	ARG	15	W35-39	1:10:59	3:18	5:47:18	4:29	3:40:18
789		10:46:24	728	Faerber, Simon		SWI	SUI	90	M45-49	1:19:10	4:37	5:32:51	4:00	3:45:49
790		10:46:39	570	Roberts, Terry		AUS	AUS	34	M50-54	1:09:00	4:39	5:39:36	3:12	3:50:14
791		10:46:45	1466	Naef, Brendan		CAN	CAN	158	M35-39	1:05:04	2:41	5:10:45	2:49	4:25:30
792		10:47:04	486	Van Leeuwen, Jacques		NLD	NED	35	M50-54	1:08:40	3:57	5:41:15	4:18	3:48:56
793		10:47:20	1282	Holland, Penelope		AUS	AUS	10	W40-44	1:05:11	3:05	5:46:03	3:18	3:49:44
794		10:47:39	1511	Miller, Brett		USA	USA	159	M35-39	1:10:43	4:12	5:04:57	5:52	4:21:57
795		10:47:44	752	Luurtsema, Jon		USA	USA	91	M45-49	1:12:01	4:11	5:38:26	6:54	3:46:14
796		10:47:56	1216	Marshall, Simon		ARE	UAE	140	M40-44	1:20:24	3:02	5:35:17	3:58	3:45:17
797		10:47:56	681	Chriss, James		USA	USA	92	M45-49	1:05:00	5:23	5:50:48	4:53	3:41:54
798		10:48:02	735	Sutherland, Mike		USA	USA	93	M45-49	1:31:13	2:48	5:40:15	3:21	3:30:28
799		10:48:02	1798	Miller, Emma		AUS	AUS	16	W30-34	1:09:33	4:13	5:33:43	3:14	3:57:21
800		10:48:27	1827	Ferreira, Samantha		ZAF	RSA	17	W30-34	1:04:39	2:54	5:40:54	4:02	3:56:00
801		10:48:34	1312	Halleumieux, Christophe		FRA	FRA	160	M35-39	1:28:32	2:50	5:16:54	3:28	3:56:53
802		10:48:48	363	Thornbury, William		GBR	AUS	8	M55-59	1:14:19	3:00	5:37:57	6:09	3:47:25
803		10:48:58	1469	Westlake, Mark		GBR	GBR	161	M35-39	58:44	3:42	5:17:21	4:18	4:24:55
804		10:49:03	744	Adams, Jay		USA	USA	94	M45-49	1:03:07	2:49	5:37:35	3:04	4:02:31
805		10:49:06	601	Kraft, Manfred		GER	GER	36	M50-54	1:23:13	3:56	5:34:57	3:38	3:43:25
806		10:49:10	1948	Gannon, Dimity		AUS	AUS	14	W25-29	1:03:22	5:11	5:50:08	3:59	3:46:31
807		10:49:18	1889	Oriet, Gilian		SWI	SUI	74	M25-29	1:01:10	2:43	5:24:37	4:33	4:16:17
808		10:49:21	407	Bakerman, Paul		USA	USA	9	M55-59	1:08:37	6:04	5:41:03	4:28	3:49:12
809		10:49:21	1564	Koekemoer, Martha		ZAF	RSA	16	W35-39	1:13:58	2:42	5:44:47	4:39	3:43:16
810		10:49:25	1097	Walton, Adrian		CAN	CAN	141	M40-44	1:13:50	5:38	5:29:25	5:14	3:55:21
811		10:49:33	1471	Letzow, Mauricio		BRA	BRA	162	M35-39	1:02:50	3:55	5:36:14	3:37	4:02:59
812		10:49:36	836	Craig, David		NZL	NZL	95	M45-49	1:11:39	3:45	5:29:09	4:10	4:00:56
813		10:49:41	1491	Krischdat, Marco		GER	GER	163	M35-39	1:11:01	4:20	5:32:47	6:01	3:55:33
814		10:49:49	978	Lanza, Craig		USA	USA	142	M40-44	59:21	4:07	5:51:39	4:57	3:49:48
815		10:50:05	1462	Johnson, Erik		USA	USA	164	M35-39	59:15	5:25	5:43:50	5:49	3:55:49
816		10:50:07	801	Bassett, Jeff		USA	USA	96	M45-49	1:13:43	3:18	5:35:45	8:11	3:49:11
817		10:50:10	1054	Wilhelm, Stephen		CAN	CAN	143	M40-44	1:05:43	4:13	5:33:24	7:51	3:59:01
818		10:50:12	683	French, John		USA	GBR	97	M45-49	1:22:25	4:27	5:48:02	4:12	3:31:09
819		10:50:42	1265	Quinn, Raelene		AUS	AUS	11	W40-44	1:07:18	3:42	5:55:17	4:33	3:39:54
820		10:50:52	1770	Kenney, Christine		USA	USA	18	W30-34	1:12:20	3:12	6:10:43	3:17	3:21:22
821		10:50:57	1589	Haile, Courtney		USA	USA	17	W35-39	1:11:02	5:09	5:50:00	3:58	3:40:50
822		10:50:59	565	Patterson, Steve		USA	USA	37	M50-54	1:22:59	3:25	5:47:16	4:07	3:33:14
823		10:51:00	876	Lessmeister, Frank		GER	GER	98	M45-49	1:05:01	3:49	5:28:38	4:19	4:09:15
824		10:51:06	1965	Snipe, Rhiannon		AUS	AUS	15	W25-29	1:10:00	3:04	5:56:12	2:56	3:38:57
825		10:51:11	832	Doi, Keish		USA	USA	99	M45-49	1:27:44	4:02	5:21:25	5:26	3:52:36
826		10:51:15	983	Prezzi, Franco		ITA	ITA	144	M40-44	1:13:39	4:05	5:16:30	7:09	4:09:53

# OVERALL RESULTS

Place	Bla	Time	Numbe	Lname	Fname	Cnt	Rep	Cpla	Category	Swim	Tr1	Bike	Tr2	Run
827		10:51:17	1797	Wieck, Sonja		USA	USA	19	W30-34	1:07:44	2:16	5:34:22	2:34	4:04:25
828		10:51:20	721	Vanmeveren, Bryan		USA	USA	100	M45-49	1:11:33	4:19	5:44:59	4:45	3:45:46
829		10:51:22	478	Moro, Mark		AUS	AUS	38	M50-54	1:16:46	4:23	5:33:14	4:56	3:52:06
830		10:51:23	1234	Gauthier, Sylvie-Anne		CAN	CAN	12	W40-44	1:03:15	3:39	5:43:18	4:04	3:57:09
831		10:51:32	137	Murray, Brady		USA	USA	134	M30-34	1:19:42	3:36	5:33:48	3:16	3:51:12
832		10:51:36	831	Saez, Pablo		ESP	ESP	101	M45-49	1:00:15	2:59	5:12:38	5:12	4:30:33
833		10:51:40	1963	Kourtz, Amanda		USA	USA	16	W25-29	1:18:52	4:54	6:01:43	3:52	3:22:21
834		10:51:49	1915	Ebert, Henrique		BRA	BRA	75	M25-29	55:42	2:51	5:38:36	4:20	4:10:21
835		10:51:56	670	Gondre, Philippe		BRA	FRA	102	M45-49	1:03:27	4:36	5:41:07	6:18	3:56:30
836		10:52:03	1916	Jeppesen, Kenneth		DNK	DEN	76	M25-29	1:07:30	3:55	5:24:27	4:33	4:11:40
837		10:52:17	1623	De Mulder, Diedrik		BEL	BEL	135	M30-34	1:26:15	4:54	5:31:41	4:42	3:44:46
838		10:52:29	1982	Kuehlelein, Angela		GER	GER	17	W25-29	1:08:12	2:13	5:44:36	3:06	3:54:23
839		10:52:36	863	Maier, Gerhard		AUT	AUT	103	M45-49	1:10:09	3:40	5:29:00	4:49	4:05:00
840		10:52:41	1081	Vingerhoets, Jan		USA	BEL	145	M40-44	1:15:36	6:20	5:45:11	5:59	3:39:37
841		10:52:45	1125	Paul, Dominic		GBR	GBR	146	M40-44	1:03:31	3:02	5:29:27	4:10	4:12:37
842		10:52:48	923	Keane, Lynn		USA	USA	5	W45-49	1:14:39	4:40	5:48:01	5:22	3:40:08
843		10:52:48	1552	Steinscherer, Sabine		AUT	AUT	18	W35-39	1:27:05	2:49	5:40:57	3:08	3:38:52
844		10:52:55	884	Zofrea, Vince		AUS	AUS	104	M45-49	1:04:49	2:43	5:36:36	3:56	4:04:54
845		10:52:58	1169	Woelfert, Tobias		SWI	GER	147	M40-44	58:08	5:27	5:26:18	4:19	4:18:49
846		10:53:13	2083	Foehner, Dan		USA	USA	148	M40-44	1:21:33	2:15	5:32:40	3:31	3:53:16
847		10:53:16	1563	Repec, Marie		USA	USA	19	W35-39	1:24:51	9:24	5:34:08	4:06	3:40:51
848		10:53:19	485	Avery, Wayne		USA	USA	39	M50-54	1:20:56	5:10	5:34:11	4:02	3:49:02
849		10:53:21	508	Dehling, Peter		GER	GER	40	M50-54	58:20	3:56	5:52:03	3:27	3:55:38
850		10:53:30	1476	Tarabay, Michael		USA	USA	165	M35-39	1:09:19	5:35	5:12:50	3:55	4:21:53
851		10:53:31	1747	Strater, Bradford		USA	USA	136	M30-34	1:14:15	5:11	5:20:26	4:51	4:08:50
852		10:53:33	598	Sullivan, Kevin		USA	USA	41	M50-54	1:11:03	4:50	5:45:56	4:43	3:47:03
853		10:53:35	1576	Heisinger, Lisa		USA	USA	20	W35-39	1:16:42	2:41	5:55:38	2:47	3:35:50
854		10:53:37	1044	Whitby, Brandon		CAN	CAN	149	M40-44	59:24	3:43	5:33:08	3:28	4:13:56
855		10:53:46	1981	Richter, Corinna		GER	GER	18	W25-29	1:30:28	3:02	5:48:21	2:57	3:28:59
856		10:53:46	743	Fankhauser, Klaus		SWI	SUI	105	M45-49	1:16:13	3:07	5:33:04	3:50	3:57:35
857		10:53:55	898	Knibb, Leslie		USA	USA	6	W45-49	1:08:03	3:07	5:47:12	3:08	3:52:27
858		10:54:00	517	Maguire, Jamie		USA	USA	42	M50-54	1:10:11	4:12	5:31:33	4:24	4:03:42
859		10:54:05	723	Boyce, Albert		USA	USA	106	M45-49	54:54	2:24	5:21:42	3:08	4:31:59
860		10:54:29	433	Irvine, Jim		USA	USA	10	M55-59	1:12:30	5:02	5:51:08	6:50	3:39:01
861		10:54:37	1962	Corker, Steph		CAN	CAN	19	W25-29	1:04:19	4:17	5:48:59	4:06	3:52:59
862		10:54:43	572	Tremblay, Glen		CAN	CAN	43	M50-54	1:09:01	3:53	5:24:05	4:53	4:12:51
863		10:54:49	1075	Frolund, Rene		DNK	DEN	150	M40-44	1:13:27	5:47	5:33:10	4:37	3:57:49
864		10:54:53	747	Mason, Warren		GBR	GBR	107	M45-49	1:19:37	4:48	5:28:55	2:41	3:58:54
865		10:55:00	1300	Anderson, Robyn		GER	RSA	13	W40-44	1:05:52	2:51	5:56:37	4:09	3:45:32
866		10:55:00	705	Cooper, Scott		USA	USA	108	M45-49	1:11:37	4:08	5:49:53	5:21	3:44:03
867		10:55:00	1340	Box, Lyndon		USA	USA	166	M35-39	1:08:39	3:58	5:26:21	3:32	4:12:32
868		10:55:02	784	Dugan, James		USA	USA	109	M45-49	1:12:21	3:58	5:27:47	4:07	4:06:50
869		10:55:06	1142	Toillion, Charles		USA	USA	151	M40-44	1:24:28	3:50	5:40:57	3:45	3:42:08
870		10:55:15	1804	Damiens, Pauline		FRA	FRA	20	W30-34	1:25:09	3:16	5:51:36	2:49	3:32:28
871		10:55:16	293	Simpson, Rick		USA	USA	1	M60-64	1:07:50	3:20	5:42:36	2:15	3:59:17
872		10:55:16	1103	Moubayed, Dari		GER	GER	152	M40-44	1:20:32	3:55	5:14:54	4:24	4:11:33
873		10:55:17	1016	Henriques, Cesar		BRA	BRA	153	M40-44	1:07:13	5:56	5:32:00	7:37	4:02:31
874		10:55:22	1924	McMurrer, Justin		USA	USA	77	M25-29	1:04:13	3:44	5:26:17	4:24	4:16:47
875		10:55:28	563	Nillesen, Wolter Egbert		BRA	BRA	44	M50-54	1:01:59	4:37	5:26:01	6:15	4:16:38
876		10:55:34	785	Bowler, Simon		GBR	GBR	110	M45-49	1:13:55	4:54	5:30:04	8:11	3:58:31



# OVERALL RESULTS



Place	Bla	Time	Numbe	Lname	Fname	Cnt	Rep	Cpla	Category	Swim	Tr1	Bike	Tr2	Run
877		10:55:42	1784	Benger, Catherine		AUS	GBR	21	W30-34	1:24:23	3:29	5:53:09	3:32	3:31:11
878		10:55:44	720	Buchanan, Trevor		AUS	AUS	111	M45-49	1:20:55	3:57	5:32:48	4:17	3:53:49
879		10:55:47	1117	Roehrborn, Scott		USA	USA	154	M40-44	1:16:43	4:45	5:43:38	4:02	3:46:41
880		10:55:49	740	Beckmann, Holger		USA	USA	112	M45-49	1:08:26	4:00	5:40:19	4:23	3:58:43
881		10:55:54	818	Behler, Steve		USA	USA	113	M45-49	1:16:24	4:11	5:48:39	4:07	3:42:35
882		10:55:59	1546	Frank, Richele		CAN	CAN	21	W35-39	1:19:03	5:15	5:34:22	6:56	3:50:25
883		10:56:07	1057	Del Bianco, Denis		ITA	ITA	155	M40-44	1:24:30	4:05	5:43:40	3:41	3:40:14
884		10:56:20	933	Dowell, Melissa		GBR	GBR	7	W45-49	1:00:48	3:25	5:47:26	4:18	4:00:26
885		10:56:23	371	Stewart, Brett		AUS	AUS	11	M55-59	1:13:08	5:34	5:19:48	6:41	4:11:15
886		10:56:24	2071	Grandisson, Ghislain		CAN	CAN	45	M50-54	1:13:47	4:00	5:48:04	4:01	3:46:34
887		10:56:45	1056	Young, Jimi		USA	USA	156	M40-44	1:18:15	3:56	5:43:18	4:44	3:46:33
888		10:56:53	1903	Gonzalez, Victor		ESP	ESP	78	M25-29	53:49	2:07	5:19:03	3:31	4:38:26
889		10:57:00	1504	Alvarez, Ivan		ESP	ESP	167	M35-39	1:03:38	3:04	5:33:20	4:52	4:12:07
890		10:57:01	1119	Kieran, Lee		USA	GBR	157	M40-44	1:25:02	5:41	5:20:30	4:44	4:01:06
891		10:57:05	1668	Murphy, Phillip		GBR	GBR	137	M30-34	1:04:17	4:20	5:30:45	5:36	4:12:09
892		10:57:09	702	Kawashima, Ryuichi		JPN	JPN	114	M45-49	1:08:36	3:29	5:29:18	3:30	4:12:18
893		10:57:11	2051	Dailey, Simone		GBR	GBR	5	W18-24	1:12:35	3:21	5:49:35	4:59	3:46:43
894		10:57:16	1445	Baez, Gonzalez		ESP	ESP	168	M35-39	1:12:29	3:16	5:33:14	5:26	4:02:53
895		10:57:18	535	Bingham, Stephen		AUS	AUS	46	M50-54	1:10:45	3:30	5:29:44	6:00	4:07:21
896		10:57:21	1070	Della Mattia, Gato		ARG	ARG	158	M40-44	1:19:36	3:12	5:28:58	3:16	4:02:22
897		10:57:25	1682	Costa, Joao		BRA	BRA	138	M30-34	1:02:04	2:33	5:58:54	12:49	3:41:07
898		10:57:31	1157	Murphy, Brian		USA	USA	159	M40-44	1:13:15	5:06	5:53:42	5:23	3:40:07
899		10:57:37	1264	Kachinsky, Christine		USA	USA	14	W40-44	1:22:23	4:39	5:49:15	4:37	3:36:45
900		10:57:43	492	Dr. Drechsel, Uwe		GER	GER	47	M50-54	1:25:13	5:04	5:31:13	5:02	3:51:12
901		10:57:45	1557	Green, Gigi		NZL	NZL	22	W35-39	1:03:16	3:23	5:48:33	8:29	3:54:05
902		10:57:47	2033	Hayashi, Keisuke		JPN	JPN	33	M18-24	1:06:33	3:16	5:39:02	5:23	4:03:35
903		10:57:53	521	Moustoukas, Allan		AUS	AUS	48	M50-54	1:08:44	4:39	5:39:54	3:10	4:01:28
904		10:57:57	738	Bonfanti, Amedeo		ITA	ITA	115	M45-49	1:40:23	6:28	5:27:00	5:16	3:38:52
905		10:57:59	717	Villane, Michael		USA	USA	116	M45-49	1:11:26	3:37	5:52:26	3:16	3:47:17
906		10:58:08	1105	Gottlob, Falk		USA	GER	160	M40-44	1:20:51	4:25	5:37:41	3:48	3:51:25
907		10:58:14	909	Krueger, Michael		GER	GER	117	M45-49	1:18:16	3:07	5:43:09	2:55	3:50:49
908		10:58:17	1279	Potts, Deborah		USA	USA	15	W40-44	1:18:34	3:35	5:42:51	2:25	3:50:54
909		10:58:21	844	Nagle, Jeff		GBR	GBR	118	M45-49	1:09:53	5:13	5:37:08	5:32	4:00:38

# OVERALL RESULTS

Place	Bla	Time	Numbe	Lname	Fname	Cnt	Rep	Cpla	Category	Swim	Tr1	Bike	Tr2	Run
910		10:58:26	303	Nottrodt, Kalli		GER	GER	2	M60-64	1:00:37	3:04	5:35:08	5:23	4:14:16
911		10:58:34	1584	Bess, Andrea		USA	BRA	23	W35-39	1:15:45	3:38	5:45:58	3:11	3:50:05
912		10:58:37	1601	Langer, Karin		USA	USA	24	W35-39	1:01:52	2:24	5:51:20	3:23	3:59:40
913		10:58:40	647	Ward, June		AUS	AUS	1	W50-54	1:13:05	4:23	5:53:40	3:28	3:44:07
914		10:58:44	1921	Jedlicka, Jaroslav		CZE	CZE	79	M25-29	1:08:54	4:13	5:42:29	5:37	3:57:32
915		10:58:50	1718	Scrafford, Daniel		USA	USA	139	M30-34	1:19:21	3:16	5:41:47	5:43	3:48:46
916		10:58:57	940	Tiedeken, Iris		SWI	GER	8	W45-49	1:04:51	3:45	5:50:34	5:08	3:54:41
917		10:59:03	1988	Lentzke, Jennifer		USA	USA	20	W25-29	1:14:28	4:49	5:57:17	3:51	3:38:39
918		10:59:09	2065	Carvalho, Maria		BRA	BRA	6	W18-24	1:16:57	3:23	5:43:10	4:28	3:51:13
919		10:59:11	1930	Hood, Matthew		AUS	AUS	80	M25-29	53:54	2:29	5:19:55	5:20	4:37:35
920		10:59:13	482	Walker, Randal		CAN	CAN	49	M50-54	1:05:05	5:20	5:45:17	5:22	3:58:10
921		10:59:26	1961	Wallimann-Geier, Andrea		SWI	AUT	21	W25-29	1:00:53	3:34	5:47:47	3:50	4:03:25
922		10:59:27	1884	Freimuth, Ryan		USA	USA	81	M25-29	1:27:05	3:27	5:33:53	4:16	3:50:48
923		10:59:34	1973	Gruber, Elisabeth		AUT	AUT	22	W25-29	1:09:31	3:32	5:48:05	9:28	3:49:00
924		10:59:43	1123	Figari, Vladimir		PER	PER	161	M40-44	1:10:39	3:19	5:24:38	3:41	4:17:29
925		10:59:51	2088	Richards, Phil		NZL	NZL	162	M40-44	1:23:18	3:57	5:35:53	2:57	3:53:48
926		11:00:03	1583	Grosse, Bianca		GER	GER	25	W35-39	1:16:27	3:32	5:41:06	4:25	3:54:35
927		11:00:17	1556	Boyd, Suzanne		CAN	CAN	26	W35-39	1:08:26	4:56	5:38:07	4:38	4:04:12
928		11:00:26	398	Fisch, Gilbert		SWI	SUI	12	M55-59	1:02:37	3:34	5:35:05	4:29	4:14:43
929		11:00:45	307	Scott, Frederick		USA	USA	3	M60-64	1:14:54	4:28	5:32:47	3:08	4:05:30
930		11:00:58	556	Binder, Scott		USA	USA	50	M50-54	1:02:39	4:06	5:29:36	7:16	4:17:22
931		11:01:02	615	Hart, Ellen		USA	USA	2	W50-54	1:18:50	3:57	5:58:43	3:13	3:36:20
932		11:01:12	546	Hurula, Matti		FIN	FIN	51	M50-54	1:08:43	5:06	5:35:20	4:09	4:07:56
933		11:01:15	931	Winsberg, Mimi		USA	USA	9	W45-49	1:14:36	4:08	5:48:20	4:09	3:50:05
934		11:01:21	392	Bodenmann, Andreas		SWI	SUI	13	M55-59	1:34:58	4:19	5:55:00	4:06	3:23:00
935		11:01:23	1869	O'Donnell, Jesse		USA	USA	82	M25-29	1:07:35	3:13	5:38:02	15:03	3:57:32
936		11:01:28	1018	Kristoffersson, Par		SWE	SWE	163	M40-44	58:02	2:59	5:21:45	5:06	4:33:38
937		11:01:36	2087	Sanchez, Enrique		MEX	MEX	164	M40-44	1:10:00	4:51	5:33:34	4:55	4:08:18
938		11:01:37	1143	Diaz, Arturo		USA	PUR	165	M40-44	1:11:01	5:28	5:37:25	6:01	4:01:45
939		11:01:47	1108	Leckie, Corin		AUS	AUS	166	M40-44	1:22:57	3:54	5:34:44	10:17	3:49:57
940		11:01:48	386	Blakeley, Kenneth		USA	USA	14	M55-59	1:05:55	3:08	5:34:07	3:25	4:15:16
941		11:01:48	733	Milobar, Kris		USA	USA	119	M45-49	1:15:27	3:43	5:39:28	5:08	3:58:03
942		11:01:54	1742	Cook, Colin		USA	USA	140	M30-34	1:11:06	3:35	5:58:59	3:36	3:44:38
943		11:01:57	1561	Colless, Vanessa		AUS	AUS	27	W35-39	1:28:18	4:29	5:52:51	4:01	3:32:20
944		11:02:00	1974	Gordon, Elizabeth		AUS	AUS	23	W25-29	1:02:46	4:01	5:49:11	4:51	4:01:12
945		11:02:01	887	Davis, Damion		AUS	AUS	120	M45-49	1:09:48	3:29	5:29:33	4:19	4:14:54
946		11:02:05	780	Potter, John		USA	USA	121	M45-49	58:23	2:45	5:37:30	3:08	4:20:21
947		11:02:13	399	Heep, Reimond		GER	GER	15	M55-59	1:19:25	3:47	5:38:38	6:01	3:54:25
948		11:02:25	820	Grande, Oystein		NOR	NOR	122	M45-49	58:47	3:09	5:33:32	5:04	4:21:56
949		11:02:28	1791	Hofer, Andrea		SWI	SUI	22	W30-34	1:08:45	4:19	5:54:53	3:40	3:50:53
950		11:02:43	590	Knapp, John		GBR	GBR	52	M50-54	1:20:37	2:52	6:01:17	3:09	3:34:49
951		11:02:45	1597	Criddle, Pamela		AUS	AUS	28	W35-39	1:08:30	4:27	6:00:13	3:48	3:45:49
952		11:02:52	1261	Brainard, Lesley		USA	USA	16	W40-44	1:01:27	4:19	5:59:08	4:07	3:53:52
953		11:02:56	1585	Thiele, Catherine		AUS	AUS	29	W35-39	1:08:39	3:18	5:48:28	3:54	3:58:38
954		11:03:03	381	Meza, Juancarlos		CHL	CHI	16	M55-59	1:05:01	4:04	5:54:06	3:25	3:56:29
955		11:03:33	383	Bozoian, Paul		USA	USA	17	M55-59	1:02:36	6:15	5:38:50	5:47	4:10:06
956		11:03:35	1480	Newell, Jarrod		NZL	NZL	169	M35-39	1:03:56	3:10	5:18:10	3:10	4:35:11
957		11:03:39	555	Donnelly, Matt		AUS	AUS	53	M50-54	1:07:14	4:29	5:26:44	5:06	4:20:07
958		11:03:44	304	Churlet, Daniel		FRA	FRA	4	M60-64	1:17:44	4:12	5:28:23	3:20	4:10:07
959		11:03:48	753	Heilman, Rich		USA	USA	123	M45-49	1:10:14	4:13	5:28:26	5:03	4:15:55

# OVERALL RESULTS

Place	Bla	Time	Numbe	Lname	Fname	Cnt	Rep	Cpla	Category	Swim	Tr1	Bike	Tr2	Run
960		11:04:02	764	Wakami, Satoki		JPN	JPN	124	M45-49	1:11:10	5:20	5:39:19	5:44	4:02:31
961		11:04:03	1148	Capobianco, Jeffrey		USA	USA	167	M40-44	1:25:06	4:03	5:47:04	4:20	3:43:32
962		11:04:14	1618	Funk, Travis		USA	USA	141	M30-34	1:13:48	3:47	5:32:32	3:24	4:10:47
963		11:04:38	1795	Sykorova, Hana		USA	CZE	23	W30-34	1:12:28	3:05	5:40:00	4:06	4:05:00
964		11:04:42	1769	Hart, Nicole		AUS	AUS	24	W30-34	1:31:27	4:01	6:00:38	7:02	3:21:35
965		11:04:49	1958	Callan, Nicole		USA	USA	24	W25-29	1:17:00	3:24	5:56:04	3:10	3:45:13
966		11:04:55	954	Bakk, Britni		USA	USA	10	W45-49	1:06:05	2:42	5:52:47	2:30	4:00:53
967		11:05:07	1835	Nyitray, Elizabeth		USA	DOM	25	W30-34	1:05:56	2:46	5:57:29	2:49	3:56:09
968		11:05:16	1819	Mollebro, Stine		DNK	DEN	26	W30-34	1:02:16	3:50	6:03:30	3:36	3:52:07
969		11:05:18	1380	Chalmers, Patrick		USA	USA	170	M35-39	1:09:22	3:51	5:39:45	5:00	4:07:22
970		11:05:33	1168	Jimenez, Juan		AUS	AUS	168	M40-44	1:03:43	2:17	5:31:22	8:24	4:19:48
971		11:05:37	845	Tomkinson, Chris		CAN	CAN	125	M45-49	1:16:13	4:31	5:50:02	5:18	3:49:35
972		11:06:05	847	Graham, Jim		GBR	GBR	126	M45-49	1:08:24	4:48	5:33:32	5:30	4:13:53
973		11:06:08	1978	Godesky, Alyssa		USA	USA	25	W25-29	1:08:37	3:01	5:48:06	3:41	4:02:46
974		11:06:23	1782	Sherlock, Lori		USA	USA	27	W30-34	1:09:18	3:03	5:56:14	2:59	3:54:51
975		11:06:28	1986	Krakauer, Amy		USA	USA	26	W25-29	1:00:50	3:05	5:59:35	4:11	3:58:48
976		11:06:31	1520	Guinoiseau, Linda		FRA	FRA	30	W35-39	1:08:42	4:13	5:50:06	4:31	3:59:01
977		11:06:32	1248	Helms, Eva		GER	GER	17	W40-44	1:14:34	3:14	5:38:09	7:37	4:03:01
978		11:06:36	1217	Gutknecht, Eric		USA	USA	169	M40-44	1:12:34	6:05	5:58:50	4:12	3:44:59
979		11:06:45	1816	Klein, Myriam		GER	GER	28	W30-34	1:17:48	3:05	6:00:09	4:13	3:41:32
980		11:06:47	1595	Pinto, Jennifer		USA	USA	31	W35-39	1:09:45	3:29	5:53:55	5:33	3:54:08
981		11:07:11	804	Sunde, Arne Olav		NOR	NOR	127	M45-49	1:28:34	6:23	5:47:18	5:03	3:39:56
982		11:07:11	586	Fiore, Mark		AUS	AUS	54	M50-54	1:12:35	4:12	5:57:35	5:58	3:46:53
983		11:07:11	1355	Burby, Aaron		USA	USA	171	M35-39	1:04:05	3:25	5:22:30	4:41	4:32:31
984		11:07:23	1970	ALTMAN, Lectie		USA	USA	27	W25-29	1:00:23	3:26	6:11:19	4:24	3:47:53
985		11:07:28	1171	Loos, Cam		USA	USA	170	M40-44	58:48	3:28	5:59:42	5:19	4:00:13
986		11:07:29	1568	Kemp, Shannon		CAN	CAN	32	W35-39	1:13:51	3:23	5:48:38	5:17	3:56:21
987		11:07:40	1512	Tsuruta, Tomoya		SGP	JPN	172	M35-39	1:08:23	4:37	5:42:48	4:56	4:06:57
988		11:08:15	1304	Thompson, Kirsty		ZAF	RSA	18	W40-44	1:15:07	4:06	5:33:02	6:46	4:09:16
989		11:08:25	1821	Kersten, Erin		USA	USA	29	W30-34	1:18:04	3:36	5:45:10	3:29	3:58:08
990		11:08:32	560	Pretsch, Andreas		GER	GER	55	M50-54	1:16:34	4:30	5:35:31	4:46	4:07:14
991		11:09:09	1000	Stahl, Olaf		GER	GER	171	M40-44	1:05:39	4:31	6:05:25	5:27	3:48:08
992		11:09:14	751	Ishida, Tsutomu		JPN	JPN	128	M45-49	1:23:15	4:13	5:40:48	4:01	3:56:59
993		11:09:30	448	Sophiea, Laura		USA	USA	1	W55-59	1:11:06	4:21	5:47:34	4:18	4:02:13
994		11:09:38	1779	Tessaro, Michela		ITA	ITA	30	W30-34	58:44	2:40	5:54:12	4:59	4:09:05
995		11:09:38	566	Lonnemann, Dirk		GER	GER	56	M50-54	1:11:34	3:54	5:32:29	3:10	4:18:33
996		11:09:46	423	Blackwell, Jeff		USA	USA	18	M55-59	1:26:18	3:37	6:01:41	3:30	3:34:41
997		11:09:47	308	McCormack, David		AUS	AUS	5	M60-64	1:24:09	4:22	5:51:03	3:15	3:47:01
998		11:09:51	734	Yoshimura, Naoto		JPN	JPN	129	M45-49	1:25:37	5:07	5:34:33	4:08	4:00:28
999		11:09:57	943	Taggart, Sally		AUS	AUS	11	W45-49	1:10:32	3:08	6:07:26	3:14	3:45:39
1000		11:10:10	1257	Stern, Stacey		USA	USA	19	W40-44	1:17:00	3:17	6:06:53	4:18	3:38:44
1001		11:10:23	1771	Schaller, Alexandra		SWI	SUI	31	W30-34	1:09:51	4:34	5:59:57	4:02	3:52:00
1002		11:10:27	1781	Hayles, Temple		USA	USA	32	W30-34	1:10:15	3:51	5:59:20	4:11	3:52:52
1003		11:10:38	1533	Rachetto, Liza		USA	USA	33	W35-39	1:04:28	3:29	5:32:41	3:19	4:26:43
1004		11:10:40	895	Nelson, Troy		USA	USA	130	M45-49	1:08:43	3:16	5:16:06	4:02	4:38:35
1005		11:10:49	302	Sattler, Hans		GER	GER	6	M60-64	1:04:56	3:58	5:44:45	6:26	4:10:45
1006		11:11:06	1822	Joyce, Felicity		USA	AUS	33	W30-34	1:16:28	3:41	5:51:43	4:09	3:55:07
1007		11:11:10	345	Clarke, Colin		AUS	AUS	19	M55-59	1:10:08	4:01	5:47:43	4:09	4:05:12
1008		11:11:12	1937	Herrick, Justin		USA	USA	83	M25-29	58:50	3:28	5:35:21	5:37	4:27:58
1009		11:11:13	1834	Kenny Scherber, Claire		CAN	CAN	34	W30-34	1:02:01	3:38	6:15:53	5:07	3:44:36



# OVERALL RESULTS

Place	Bla	Time	Numbe	Lname	Fname	Cnt	Rep	Cpla	Category	Swim	Tr1	Bike	Tr2	Run
1010		11:11:20	1237	Moreno, Monica		USA	USA	20	W40-44	1:11:23	4:12	5:53:45	4:00	3:58:01
1011		11:11:22	716	Schwan, Michael		THA	GER	131	M45-49	1:26:30	7:27	5:43:18	6:16	3:47:52
1012		11:11:30	789	Mason, Richard		GBR	GBR	132	M45-49	1:26:26	3:35	5:28:45	6:08	4:06:38
1013		11:11:31	919	Houseaux, Catherine		FRA	FRA	12	W45-49	1:18:29	5:07	6:05:05	4:47	3:38:06
1014		11:11:35	1613	Egger, Markus		AUT	AUT	142	M30-34	1:11:12	4:21	6:31:50	5:01	3:19:12
1015		11:11:49	2052	Dementiev, Carolina		PAN	PAN	7	W18-24	1:02:15	3:08	5:47:10	2:52	4:16:25
1016		11:11:55	465	Smyers, Donna		USA	USA	2	W55-59	1:13:50	3:09	5:50:44	3:40	4:00:33
1017		11:12:15	1230	Cole, Miriam		USA	USA	21	W40-44	1:25:02	4:17	5:41:43	3:25	3:57:49
1018		11:12:30	981	Silvestre, Olivier		FRA	FRA	172	M40-44	1:15:26	5:02	5:51:30	3:21	3:57:13
1019		11:12:37	588	Gaiser, Scott		USA	USA	57	M50-54	1:13:45	4:55	5:51:45	3:24	3:58:51
1020		11:12:47	882	LaRiviere, John		USA	USA	133	M45-49	1:08:32	6:07	5:40:23	6:24	4:11:23
1021		11:12:53	574	Kessenich, Wes		USA	USA	58	M50-54	1:28:01	5:07	5:37:19	3:19	3:59:09
1022		11:13:18	1824	Cranfield, Emma		GBR	GBR	35	W30-34	1:04:48	3:22	5:56:57	4:19	4:03:54
1023		11:13:24	1127	Lulloff, Andrew		USA	USA	173	M40-44	1:18:33	5:56	5:46:15	3:59	3:58:43
1024		11:13:35	292	Brockus, Charlie		USA	USA	7	M60-64	1:08:17	4:16	5:52:33	6:03	4:02:29
1025		11:13:40	558	Malloy, Edward		USA	USA	59	M50-54	1:02:50	5:51	5:38:06	6:51	4:20:04
1026		11:13:51	1538	Baker, Sarah		USA	USA	34	W35-39	1:00:46	2:52	6:09:00	2:59	3:58:16
1027		11:13:53	472	Gronbek, Jesper		DNK	DEN	60	M50-54	1:20:51	6:37	5:56:45	4:36	3:45:06
1028		11:14:01	749	Ohde, Luiz		BRA	BRA	134	M45-49	1:09:52	5:04	5:26:41	4:11	4:28:15
1029		11:14:14	698	Southwell, Chris		AUS	AUS	135	M45-49	54:39	2:54	5:18:45	3:07	4:54:51
1030		11:14:19	1225	Komaromy, Suzanne		USA	USA	22	W40-44	1:27:33	4:40	5:45:06	5:43	3:51:20
1031		11:14:20	1582	Christian, Melisa		USA	USA	35	W35-39	1:17:09	4:45	5:59:03	7:32	3:45:53
1032		11:14:24	2034	Eaton, Henry		GBR	GBR	34	M18-24	1:05:25	3:43	5:28:08	4:45	4:32:25
1033		11:14:26	736	Harper, Stephen		AUS	AUS	136	M45-49	1:15:35	3:52	6:03:32	2:51	3:48:38
1034		11:14:31	1852	Sanches Neto, Miguel		BRA	BRA	84	M25-29	1:10:05	4:20	5:32:18	4:47	4:23:03
1035		11:14:39	1571	Lawrence, Amanda		USA	USA	36	W35-39	1:09:46	3:08	6:00:53	2:59	3:57:56
1036		11:14:40	1774	Ellis, Erika		NCL	NCL	36	W30-34	1:19:38	2:24	5:47:12	2:09	4:03:19
1037		11:14:41	1305	Kobayashi, Megumi		JPN	JPN	23	W40-44	1:10:06	3:31	5:41:24	8:17	4:11:25
1038		11:15:06	1241	Baroux, Lionele		FXX	FRA	24	W40-44	1:12:50	5:40	5:53:36	4:19	3:58:42
1039		11:15:09	870	Flageole, Marc		CAN	CAN	137	M45-49	1:06:18	3:44	5:24:50	4:18	4:36:02
1040		11:15:16	1534	Vanrenterghem, Elke		BEL	BEL	37	W35-39	1:10:10	3:28	5:46:37	4:35	4:10:28
1041		11:15:20	680	Hoerandner, Guenter		AUT	AUT	138	M45-49	1:07:07	2:15	5:09:43	5:24	4:50:52
1042		11:15:22	523	Sulberg, Rainer		GER	GER	61	M50-54	1:25:09	5:11	5:37:39	5:06	4:02:20
1043		11:15:34	2076	Berkebile, Guy		USA	USA	62	M50-54	1:18:11	4:13	5:42:10	4:45	4:06:16
1044		11:15:45	1596	Coyle, Judith		USA	USA	38	W35-39	58:53	3:35	6:03:14	4:35	4:05:30
1045		11:15:46	1276	Mitschke, Alexandra		GER	GER	25	W40-44	1:17:20	4:23	5:42:36	5:05	4:06:24
1046		11:16:12	1193	Amione, Andres		ARG	ARG	174	M40-44	1:12:30	3:06	6:17:47	3:40	3:39:11
1047		11:16:17	1833	Trimble, Laura		GBR	GBR	37	W30-34	1:12:05	2:56	5:46:51	3:39	4:10:48
1048		11:16:25	1882	Astrom-Karlsson, Alexander		SWE	SWE	85	M25-29	1:04:09	2:42	5:36:45	3:47	4:29:04
1049		11:16:41	1140	Rosello, Marc		USA	USA	175	M40-44	1:09:42	3:08	5:15:32	4:46	4:43:35
1050		11:16:51	1378	Fischer, Matthew		USA	USA	173	M35-39	1:07:55	4:17	5:35:01	4:51	4:24:49
1051		11:16:57	922	Bennett, Paula		USA	USA	13	W45-49	1:19:08	3:47	5:57:39	5:02	3:51:23
1052		11:17:05	1240	Finch, Sara		AUS	AUS	26	W40-44	1:17:30	3:51	6:07:07	5:11	3:43:26
1053		11:17:15	2005	Coon, Craig		USA	USA	35	M18-24	1:34:41	6:53	6:12:28	6:30	3:16:45
1054		11:17:17	1811	Mueller, Carmen		SWI	SUI	38	W30-34	1:15:38	3:47	5:54:01	3:52	4:00:00
1055		11:17:17	1197	Hilferink, Bernard		NLD	NED	176	M40-44	1:06:39	3:13	6:11:21	4:46	3:51:21
1056		11:17:25	421	Owens, Robert		AUS	AUS	20	M55-59	1:16:15	4:52	6:05:12	5:11	3:45:57
1057		11:17:33	1579	Groves, Natalie		CAN	CAN	39	W35-39	1:01:38	4:00	5:50:32	4:57	4:16:28
1058		11:17:41	553	Lorenz, Ralf		GER	GER	63	M50-54	1:09:36	2:30	6:07:34	7:06	3:50:56
1059		11:17:46	1286	Greenfield, Katie		AUS	AUS	27	W40-44	1:09:31	3:34	6:01:19	3:04	4:00:20
1060		11:17:49	2081	Le Jamtel, Jerome		USA	FRA	139	M45-49	1:24:58	5:20	5:49:22	7:04	3:51:08

# OVERALL RESULTS

Place	Bla	Time	Numbe	Lname	Fname	Cnt	Rep	Cpla	Category	Swim	Tr1	Bike	Tr2	Run
1061		11:18:01	310	MacPherson, Murray		USA	CAN	8	M60-64	1:39:58	8:13	5:46:49	6:04	3:36:59
1062		11:18:06	1886	Maurer, Marco		GER	GER	86	M25-29	1:03:47	3:26	4:59:50	3:21	5:07:44
1063		11:18:07	576	Neal, Kevin		USA	USA	64	M50-54	1:13:05	5:18	5:25:46	3:25	4:30:36
1064		11:18:08	1776	Johnson, Carly		USA	USA	39	W30-34	1:15:05	4:34	6:00:05	3:52	3:54:34
1065		11:18:18	1271	Jorgensen, Rachelle		USA	USA	28	W40-44	1:18:36	4:26	6:04:27	2:47	3:48:05
1066		11:18:26	1541	Kislukhina, Valentina		RUS	RUS	40	W35-39	1:12:12	4:34	6:10:52	6:16	3:44:34
1067		11:18:44	1408	Pardo, Federico		COL	COL	174	M35-39	1:15:20	7:22	6:24:14	6:27	3:25:24
1068		11:19:37	595	Burke, Mark		NZL	NZL	65	M50-54	1:15:28	3:47	5:34:32	4:23	4:21:28
1069		11:19:45	596	Orsvarn, Sten		SWE	SWE	66	M50-54	1:12:05	2:24	5:38:30	3:17	4:23:30
1070		11:19:49	901	Campbell, Ann		AUS	AUS	14	W45-49	1:10:01	4:58	6:05:53	5:15	3:53:44
1071		11:19:58	644	Tindale-Fox, Carmel		CAN	CAN	3	W50-54	1:11:04	5:00	6:12:44	3:53	3:47:20
1072		11:20:06	791	Clark, Peter		AUS	AUS	140	M45-49	1:10:15	8:21	5:46:39	5:11	4:09:42
1073		11:20:07	1891	Rule, Anthony		AUS	AUS	87	M25-29	1:04:20	2:40	5:39:11	4:24	4:29:33
1074		11:20:14	1001	Yakowenko, Thomas		USA	USA	177	M40-44	1:31:34	6:04	6:14:01	7:57	3:20:40
1075		11:20:35	1256	Rollbuhler, Sandra		GER	GER	29	W40-44	1:19:12	3:10	6:00:50	3:50	3:53:35
1076		11:20:40	597	Galle, Raphael		FRA	FRA	67	M50-54	1:07:35	6:14	5:41:51	5:12	4:19:50
1077		11:20:44	945	Clarke, Angela		AUS	AUS	15	W45-49	1:05:23	3:51	6:12:16	3:48	3:55:27
1078		11:20:44	1461	Petrasek, Vaclav		CZE	CZE	175	M35-39	1:07:53	4:57	5:55:16	9:52	4:02:47
1079		11:20:45	1180	Hayashi, Shigenobu		JPN	JPN	178	M40-44	1:10:08	4:56	5:58:47	4:07	4:02:50
1080		11:20:52	606	Eastham, Keith		GBR	GBR	68	M50-54	1:24:54	4:50	5:54:07	3:45	3:53:17
1081		11:20:55	419	MacDonald, Graeme		NZL	NZL	21	M55-59	1:17:19	6:12	5:51:33	4:12	4:01:41
1082		11:21:07	1523	Rogl, Astrid		AUT	AUT	41	W35-39	1:17:11	4:13	6:09:47	3:23	3:46:34
1083		11:21:15	527	Strat, Remy		FXX	FRA	69	M50-54	1:25:15	4:22	6:06:47	4:01	3:40:51
1084		11:21:17	1027	Russell, Steve		USA	USA	179	M40-44	1:20:53	8:27	6:00:51	6:36	3:44:31
1085		11:21:24	394	Gallo, Oscar		ARG	ARG	22	M55-59	1:13:40	2:57	5:49:51	4:03	4:10:54
1086		11:21:29	1950	Kielar, Kayla		USA	USA	28	W25-29	1:07:52	3:45	6:09:05	5:17	3:55:32
1087		11:21:33	852	Wilde, Erik		USA	GER	141	M45-49	1:10:05	4:26	5:17:53	4:32	4:44:39
1088		11:21:38	544	Hall, Geoff		AUS	AUS	70	M50-54	1:04:02	3:07	5:14:06	5:37	4:54:49
1089		11:21:48	1298	Fabian, Kimberly		CAN	CAN	30	W40-44	1:09:47	4:30	6:00:14	5:08	4:02:10
1090		11:21:51	1575	Zezelic, Andrea		CAN	CAN	42	W35-39	1:20:41	3:40	5:59:36	8:22	3:49:34
1091		11:22:00	1949	Honderd, Kathryn		USA	USA	29	W25-29	1:14:12	4:12	5:52:28	4:17	4:06:52
1092		11:22:11	1470	Starr, Scott		USA	USA	176	M35-39	1:23:37	7:07	5:49:22	6:25	3:55:42
1093		11:22:28	1250	Boyes, Michellee		AUS	AUS	31	W40-44	1:11:35	2:23	5:28:52	3:00	4:36:39
1094		11:22:33	930	Hattingh, Mariette		ZAF	RSA	16	W45-49	1:25:34	3:48	5:46:52	3:38	4:02:43
1095		11:22:35	1540	Egan, Charo		USA	USA	43	W35-39	1:10:58	3:50	5:51:40	5:08	4:11:01
1096		11:22:39	1033	Fuchs, Michael		GER	GER	180	M40-44	1:11:43	6:30	5:50:32	5:27	4:08:29
1097		11:22:52	1201	Miller, Mark		USA	USA	181	M40-44	1:14:25	6:01	5:57:15	5:43	3:59:29
1098		11:22:53	1838	Roberts, Leah		USA	USA	40	W30-34	1:07:34	4:01	6:15:12	4:08	3:52:00
1099		11:22:58	1246	Fiocca, Julianne		USA	USA	32	W40-44	1:17:04	3:51	5:37:15	3:06	4:21:43
1100		11:23:01	1968	Sherman, Melanie		USA	USA	30	W25-29	1:06:49	2:25	5:48:22	2:04	4:23:22
1101		11:23:10	1801	Luse, Nicole		USA	USA	41	W30-34	1:15:15	3:36	6:16:45	4:32	3:43:03
1102		11:23:23	810	Dilorenzo, Joe		USA	USA	142	M45-49	1:09:52	7:08	5:47:07	4:40	4:14:38
1103		11:23:49	1350	Julien, Sebastien		CAN	CAN	177	M35-39	1:03:46	3:47	5:26:43	7:58	4:41:37
1104		11:23:49	1025	St-Onge, Francois		CAN	CAN	182	M40-44	1:12:31	5:09	5:47:01	6:07	4:13:03
1105		11:23:53	1440	Davidson, Brett		AUS	AUS	178	M35-39	59:48	3:37	5:11:04	4:31	5:04:55
1106		11:24:12	557	Glaus, Eric		USA	USA	71	M50-54	1:06:33	4:27	5:37:40	5:37	4:29:57
1107		11:24:16	1590	Wirth, Simone		SWI	SUI	44	W35-39	1:18:01	4:06	6:03:48	3:28	3:54:56
1108		11:24:20	662	Hurley, Linda		USA	USA	4	W50-54	1:08:07	4:26	6:09:05	4:33	3:58:12
1109		11:24:33	1527	Hepburn, Lisa		AUS	AUS	45	W35-39	1:15:09	5:06	5:43:09	6:29	4:14:42
1110		11:24:48	2044	English, Victoria		USA	USA	8	W18-24	1:26:01	3:04	6:02:38	2:34	3:50:32

# OVERALL RESULTS

Place	Bla	Time	Numbe	Lname	Fname	Cnt	Rep	Cpla	Category	Swim	Tr1	Bike	Tr2	Run
1111		11:25:02	562	Crook, Wayne		AUS	AUS	72	M50-54	1:17:59	5:00	5:53:15	5:29	4:03:21
1112		11:25:09	1989	Bridgland, Caitlin		AUS	AUS	31	W25-29	1:01:33	2:50	5:43:38	2:41	4:34:29
1113		11:25:20	1047	Rushton, Michael		USA	USA	183	M40-44	1:20:44	2:37	5:03:23	2:17	4:56:20
1114		11:25:27	1144	Leong, Ryan		USA	USA	184	M40-44	58:00	3:44	5:28:16	7:36	4:47:53
1115		11:25:34	843	Werner, Thomas		GER	GER	143	M45-49	1:04:52	2:51	5:11:17	4:05	5:02:30
1116		11:25:54	1562	Haude, Inga		GER	GER	46	W35-39	1:08:16	4:24	5:44:19	4:01	4:24:56
1117		11:25:54	1109	Zwinger, Robert		GER	GER	185	M40-44	1:13:26	4:11	5:20:55	4:14	4:43:10
1118		11:26:03	530	Smith, Brian		USA	USA	73	M50-54	1:10:49	4:34	5:53:12	4:47	4:12:43
1119		11:26:07	1074	Campillo Vicente, Juan Car		ESP	ESP	186	M40-44	1:01:54	4:13	5:25:11	4:57	4:49:53
1120		11:26:43	1588	Colaizzi, Meredith		USA	USA	47	W35-39	1:04:58	3:43	6:07:51	4:03	4:06:10
1121		11:26:43	1528	Henzler, Lauren		USA	USA	48	W35-39	1:04:41	3:49	6:01:55	5:42	4:10:37
1122		11:26:44	378	Geerts, Luc		BEL	BEL	23	M55-59	1:11:04	4:27	6:10:41	7:43	3:52:51
1123		11:26:44	470	Cullen, Nancy		AUS	AUS	3	W55-59	1:11:35	3:58	6:09:34	4:11	3:57:28
1124		11:27:01	1820	Du Buisson, Kathryn		ZAF	RSA	42	W30-34	1:02:01	3:38	5:46:02	3:43	4:31:40
1125		11:27:03	568	Falke, Dan		USA	USA	74	M50-54	1:13:21	4:23	5:58:15	9:19	4:01:48
1126		11:27:09	695	Gibbs, Hugh		GBR	GBR	144	M45-49	1:09:57	6:12	5:36:58	4:49	4:29:15
1127		11:27:17	1231	Epis, Kellie		AUS	AUS	33	W40-44	1:20:39	3:47	5:56:29	3:45	4:02:40
1128		11:27:21	1227	Elder, Dawn		USA	USA	34	W40-44	1:07:45	3:27	6:00:46	4:23	4:11:04
1129		11:27:28	1465	Arthofer, Christoph		GER	GER	179	M35-39	1:06:55	3:09	5:20:04	3:46	4:53:36
1130		11:27:38	602	Leeman, Christopher		GBR	GBR	75	M50-54	1:10:30	4:14	6:08:58	5:57	3:58:00
1131		11:27:52	654	Steinacher, Heidi		AUT	AUT	5	W50-54	58:15	3:49	6:10:18	5:46	4:09:46
1132		11:27:57	1909	Terry, Michael		USA	USA	88	M25-29	1:04:55	4:04	5:42:00	3:38	4:33:24
1133		11:28:15	422	Williams, Bruce		USA	CAN	24	M55-59	1:02:06	4:37	5:50:38	3:01	4:27:55
1134		11:28:24	1367	Hall, Seth		USA	USA	180	M35-39	1:14:58	3:46	6:01:51	4:49	4:03:01
1135		11:28:30	372	Akahama, Koji		JPN	JPN	25	M55-59	1:16:42	4:04	6:20:03	4:44	3:43:00
1136		11:28:53	1242	Bentley, Beth		CAN	CAN	35	W40-44	1:18:22	3:22	6:24:11	5:54	3:37:07
1137		11:28:58	413	Brenner, Gary		USA	USA	26	M55-59	1:24:43	4:17	6:18:15	4:55	3:36:50
1138		11:29:04	1289	Mazin, Irena		ISR	ISR	36	W40-44	1:26:49	4:35	6:07:21	4:29	3:45:52
1139		11:29:31	385	Foulounoux, Thierry		FRA	FRA	27	M55-59	1:16:26	3:28	5:36:01	4:00	4:29:38
1140		11:29:45	1015	Getzin, Andrew		USA	USA	187	M40-44	1:21:18	3:20	5:46:36	4:47	4:13:45
1141		11:29:56	604	Goodger, Richard		AUS	AUS	76	M50-54	1:30:22	4:11	5:44:41	6:05	4:04:40
1142		11:30:13	905	Robb, Linda		USA	USA	17	W45-49	1:01:56	3:34	6:07:50	4:42	4:12:13
1143		11:30:25	918	Dueger, Erica		USA	USA	18	W45-49	1:15:10	2:59	6:03:01	4:15	4:05:02
1144		11:30:28	2090	Watt, Mark		USA	USA	181	M35-39	1:21:39	5:22	5:53:41	5:50	4:03:57
1145		11:30:32	1275	Wlad, Kerrie		USA	CAN	37	W40-44	1:16:49	5:01	6:17:34	5:01	3:46:09
1146		11:30:33	401	Chavez, Steven		USA	USA	28	M55-59	1:09:37	4:34	6:25:25	5:57	3:45:02
1147		11:30:34	1383	Bell, Joel		USA	USA	182	M35-39	1:12:49	7:12	5:36:45	5:23	4:28:28
1148		11:30:37	800	Nazaroff, David		USA	USA	145	M45-49	1:31:19	6:57	5:41:13	6:21	4:04:49
1149		11:30:56	1823	Jurjevic, Marina		AUS	AUS	43	W30-34	1:14:41	3:49	5:44:42	3:13	4:24:32
1150		11:31:02	1547	Nicol, Jennifer		CAN	CAN	49	W35-39	1:15:08	4:15	6:25:14	4:26	3:42:01
1151		11:31:06	1229	Mountford, Pia		USA	USA	38	W40-44	1:28:19	4:13	6:07:04	2:55	3:48:38
1152		11:31:21	2064	Madaffari, Lauren		USA	USA	9	W18-24	1:13:06	4:25	6:14:17	5:44	3:53:50
1153		11:31:38	139	Serrano, Molli		USA	USA	50	W35-39	1:07:52	5:27	5:51:27	7:49	4:19:06
1154		11:31:54	1198	Cummins, Rob		IRL	IRL	188	M40-44	1:19:21	5:09	5:52:19	3:46	4:11:21
1155		11:32:06	377	Mudgway, Brett		NZL	NZL	29	M55-59	1:18:35	3:55	5:34:31	3:55	4:31:11
1156		11:32:20	949	Grosse, Keri		USA	USA	19	W45-49	1:16:14	3:13	5:58:48	5:35	4:08:31
1157		11:32:30	1260	Corydon, Annette		DNK	DEN	39	W40-44	1:16:28	3:39	6:17:24	3:13	3:51:48
1158		11:32:45	552	Pellmann, Todd		USA	USA	77	M50-54	1:20:16	7:01	6:08:32	3:52	3:53:06
1159		11:32:53	1278	Ruud, Chantil		USA	USA	40	W40-44	1:17:03	3:39	6:01:54	6:24	4:03:55
1160		11:32:53	1213	Scherz, Alexander		SWI	SUI	189	M40-44	1:27:21	6:07	5:55:44	4:36	3:59:08



# OVERALL RESULTS

Place	Bla	Time	Numbe	Lname	Fname	Cnt	Rep	Cpla	Category	Swim	Tr1	Bike	Tr2	Run
1161		11:33:24	871	Auten, Gary		USA	USA	146	M45-49	1:15:10	5:29	5:54:38	7:28	4:10:41
1162		11:33:36	266	Halttunen, Arthur		USA	USA	9	M60-64	1:05:02	5:18	6:05:24	4:49	4:13:06
1163		11:33:39	1118	Nemes, Tibor		USA	HUN	190	M40-44	1:13:16	4:55	5:24:17	11:33	4:39:40
1164		11:33:46	1846	Dayondon, Odeelo		USA	USA	89	M25-29	1:24:00	6:55	6:01:53	6:37	3:54:23
1165		11:33:49	1136	Shaw, Andy		GBR	GBR	191	M40-44	1:07:42	5:36	5:41:11	7:11	4:32:12
1166		11:34:00	1985	SHIRAI, MASUMI		JPN	JPN	32	W25-29	1:13:06	2:56	6:29:04	5:28	3:43:28
1167		11:34:06	991	Goros, Andreas		GRC	GRE	192	M40-44	1:11:10	4:37	6:17:42	7:33	3:53:06
1168		11:34:21	543	Salvo, Frank		USA	USA	78	M50-54	1:09:54	4:52	6:05:24	3:45	4:10:29
1169		11:34:25	545	MacDonald, Robert		CAN	CAN	79	M50-54	1:13:25	5:07	5:57:42	4:15	4:13:58
1170		11:34:41	1661	Klobuchar Jr., Richard		USA	USA	143	M30-34	1:22:16	4:40	5:59:21	5:18	4:03:09
1171		11:34:48	589	Simoneau, Cedric		FRA	FRA	80	M50-54	1:15:01	4:19	5:46:02	6:39	4:22:49
1172		11:34:50	564	Backes, Andreas		GER	GER	81	M50-54	1:15:15	5:28	6:13:35	6:12	3:54:21
1173		11:34:52	989	Brenner, Patrick		SWI	SUI	193	M40-44	1:11:07	4:00	6:39:20	6:41	3:33:47
1174		11:34:57	1247	Dews, Carolyn		AUS	AUS	41	W40-44	1:10:35	4:03	6:22:44	5:20	3:52:17
1175		11:34:58	1786	Matthys, Melanie		BEL	BEL	44	W30-34	1:13:56	4:21	5:46:23	3:59	4:26:20
1176		11:35:01	891	Gavioli, Claudio		BRA	BRA	147	M45-49	1:02:28	3:36	5:38:45	6:24	4:43:51
1177		11:35:12	511	Perkins, Daniel		USA	USA	82	M50-54	1:13:12	5:14	5:51:43	3:58	4:21:07
1178		11:35:20	1330	Aguirre, Pablo		ESP	ESP	183	M35-39	1:19:53	9:43	6:02:17	9:12	3:54:17
1179		11:35:22	389	Parker, Michael		USA	USA	30	M55-59	1:17:24	5:30	5:40:12	4:48	4:27:31
1180		11:35:29	668	Dias, Manoel Alberto		BRA	BRA	148	M45-49	1:12:42	3:38	6:00:26	5:23	4:13:22
1181		11:35:51	473	Drury, Kevin		USA	USA	83	M50-54	1:09:59	3:26	5:53:08	14:41	4:14:40
1182		11:35:52	150	Townsend, Joseph		GBR	GBR	1	MPC	1:22:40	5:14	6:58:36	6:13	3:03:11
1183		11:35:55	1287	Snowden, Jane		AUS	AUS	42	W40-44	1:26:53	6:21	6:09:33	5:54	3:47:16
1184		11:36:01	1818	Vernon, Meg		USA	USA	45	W30-34	1:08:20	3:22	6:22:09	5:13	3:56:59
1185		11:36:11	648	Singleton, Tracy		AUS	AUS	6	W50-54	1:01:13	3:29	5:41:10	7:33	4:42:48
1186		11:36:17	2074	Wiseman, William		USA	USA	84	M50-54	1:25:03	3:34	5:32:51	7:07	4:27:42
1187		11:36:32	1554	Geller, Tina		USA	USA	51	W35-39	1:12:10	4:15	6:00:51	10:01	4:09:17
1188		11:36:40	903	Arlander, Bodil		USA	USA	20	W45-49	1:16:20	4:01	5:56:31	5:08	4:14:42
1189		11:36:42	676	Hafler, Bryant		USA	USA	149	M45-49	1:14:14	4:36	5:52:56	5:12	4:19:45
1190		11:36:58	1966	Jones, Lauren		AUS	AUS	33	W25-29	1:04:39	3:24	6:14:31	5:34	4:08:51
1191		11:37:14	404	Thauvette, Gerry		CAN	CAN	31	M55-59	1:26:11	4:21	6:05:31	4:29	3:56:44
1192		11:37:23	944	Wells, Beverley		CAN	CAN	21	W45-49	1:17:22	5:54	6:23:25	4:35	3:46:09
1193		11:37:44	1537	Brabyn, Eliza		AUS	AUS	52	W35-39	1:20:40	3:37	6:11:49	5:29	3:56:10
1194		11:38:10	1266	Sudoh, Ann		USA	USA	43	W40-44	1:09:27	4:32	6:18:58	6:45	3:58:31
1195		11:38:12	484	Brandson, Kelly		CAN	CAN	85	M50-54	1:14:37	4:21	5:47:49	3:17	4:28:11
1196		11:38:13	1543	Douglas, Dierdre		CAN	CAN	53	W35-39	1:12:16	5:36	6:22:57	7:35	3:49:51
1197		11:38:20	529	Avrea, Jim		USA	USA	86	M50-54	1:01:37	3:33	5:46:17	5:05	4:41:51
1198		11:38:39	119	Jacobs, Jessica		USA	USA	26	WPRO	1:17:30	2:20	5:17:52	3:15	4:57:43
1199		11:38:52	1284	Biondi, Flavia		BRA	BRA	44	W40-44	1:09:38	3:20	6:08:33	4:09	4:13:13
1200		11:38:52	974	Rael, Felipe		USA	USA	194	M40-44	1:27:07	3:32	5:44:37	4:42	4:18:56
1201		11:39:08	1803	Romero, Rebecca		GBR	GBR	46	W30-34	1:21:58	5:35	5:25:51	4:36	4:41:10
1202		11:39:14	2082	Zucker, David		USA	USA	195	M40-44	1:15:47	4:11	5:50:02	3:38	4:25:38
1203		11:39:15	746	Roberts, Guy		USA	GBR	150	M45-49	1:16:09	5:04	5:56:41	5:16	4:16:07
1204		11:39:24	525	Riddle, Alec		ZAF	RSA	87	M50-54	1:03:19	3:47	6:38:34	8:51	3:44:55
1205		11:39:24	402	Caron, Geert		BEL	BEL	32	M55-59	1:19:12	6:25	6:23:15	5:21	3:45:13
1206		11:39:38	1270	McDonald, Candice		GBR	GBR	45	W40-44	1:14:04	4:17	6:28:26	4:30	3:48:24
1207		11:39:38	1299	Burns, Peggy		USA	USA	46	W40-44	58:11	3:28	5:53:19	6:44	4:37:57
1208		11:39:54	1906	Zawaski, Steven		USA	USA	90	M25-29	1:03:23	2:36	5:12:28	6:17	5:15:12
1209		11:39:57	838	Foster, Andrew		AUS	AUS	151	M45-49	1:11:03	4:26	5:40:26	7:53	4:36:12
1210		11:40:10	387	Albers, Vincent		SWI	SUI	33	M55-59	1:11:34	4:45	5:48:41	4:20	4:30:51

# OVERALL RESULTS

Place	Bla	Time	Numbe	Lname	Fname	Cnt	Rep	Cpla	Category	Swim	Tr1	Bike	Tr2	Run
1211		11:40:23	461	Fisher, Edie		CAN	CAN	4	W55-59	1:04:55	4:50	5:51:19	4:11	4:35:11
1212		11:40:36	452	Barnes, Ann		CAN	CAN	5	W55-59	1:09:34	3:33	5:54:25	4:07	4:28:59
1213		11:40:47	1773	Kay, Helen		NZL	NZL	47	W30-34	1:16:59	4:10	5:59:27	5:51	4:14:21
1214		11:40:53	1525	Medak, Alicja		GBR	POL	54	W35-39	1:26:56	4:04	6:03:34	5:13	4:01:09
1215		11:40:54	655	Gruber, Cordula		GER	GER	7	W50-54	1:09:38	4:52	5:54:51	7:38	4:23:56
1216		11:41:00	351	Norris, Randy		USA	USA	34	M55-59	1:15:22	4:04	5:42:27	4:36	4:34:33
1217		11:41:02	474	McLeod, David		AUS	AUS	88	M50-54	1:17:17	4:14	6:17:46	3:18	3:58:30
1218		11:41:05	994	Pauwels, Johan		BEL	BEL	196	M40-44	1:07:33	3:09	5:27:18	5:03	4:58:04
1219		11:41:17	1580	Shelley, Julie		AUS	USA	55	W35-39	1:09:36	4:01	5:53:49	3:47	4:30:06
1220		11:41:24	1068	Conde, Sergio		ARG	ARG	197	M40-44	1:16:09	6:14	5:42:28	3:57	4:32:38
1221		11:41:29	1239	Southwell, Leanne		AUS	AUS	47	W40-44	1:04:04	3:08	6:05:38	2:55	4:25:45
1222		11:41:48	1535	Cullen, Maureen		USA	USA	56	W35-39	1:10:52	4:35	6:23:49	3:52	3:58:43
1223		11:41:55	1994	Obsitos, Monica		USA	USA	34	W25-29	1:10:08	2:48	6:13:48	3:17	4:11:55
1224		11:42:13	911	Fritzer, Debbie		USA	USA	22	W45-49	1:03:28	5:40	6:12:54	5:57	4:14:16
1225		11:42:15	1532	Kerr, Natalie		AUS	AUS	57	W35-39	1:14:14	2:32	5:59:12	4:47	4:21:32
1226		11:42:28	1232	Boubee, Sandra		NZL	NZL	48	W40-44	1:06:56	5:43	5:59:29	4:37	4:25:45
1227		11:42:34	1807	Melinz, Karin		AUT	AUT	48	W30-34	1:12:56	3:08	6:06:49	4:48	4:14:54
1228		11:42:46	1253	Jackson, Tana		USA	USA	49	W40-44	1:30:27	4:28	5:57:25	4:35	4:05:53
1229		11:42:54	950	Rubens, Sue		USA	USA	23	W45-49	1:29:11	5:42	5:56:51	4:46	4:06:27
1230		11:43:06	712	Mori, Yoshitomo		USA	USA	152	M45-49	1:22:26	4:55	6:20:52	4:29	3:50:26
1231		11:43:14	504	Keast, Brian		CAN	CAN	89	M50-54	1:12:33	6:33	5:35:40	4:59	4:43:31
1232		11:43:36	1686	Borssen, Jojje		SWE	SWE	144	M30-34	1:18:25	5:57	6:04:00	7:02	4:08:15
1233		11:43:46	1772	Ryan, Alison		AUS	AUS	49	W30-34	1:08:44	8:01	6:27:44	5:43	3:53:37
1234		11:43:55	688	Hynson, Clifford		USA	USA	153	M45-49	1:12:09	4:10	5:48:20	5:17	4:34:02
1235		11:44:07	1550	Kennedy-Nasser, Alana		USA	USA	58	W35-39	1:17:27	4:52	6:10:35	10:13	4:01:01
1236		11:44:11	912	Rosati, Valeria		BRA	BRA	24	W45-49	1:11:51	3:53	6:14:26	4:06	4:09:57
1237		11:44:15	369	Ankele Jr, William P.		USA	USA	35	M55-59	1:10:24	4:48	6:06:40	6:15	4:16:11
1238		11:44:16	1785	Fondermann, Rebecca		GER	GER	50	W30-34	1:23:34	9:02	5:59:45	4:33	4:07:25
1239		11:44:26	2068	Cribari, Andi		USA	USA	10	W18-24	1:01:47	2:54	6:26:48	3:47	4:09:11
1240		11:44:42	1301	Simpson, Sharley		USA	USA	50	W40-44	1:19:52	5:46	6:21:03	4:12	3:53:50
1241		11:44:57	1529	Wilkinson, Jill		GBR	GBR	59	W35-39	1:12:22	4:13	5:41:13	6:19	4:40:53
1242		11:45:06	1560	Swanson, Eileen		USA	USA	60	W35-39	1:00:38	3:11	6:14:30	4:57	4:21:52
1243		11:45:25	1760	Droell, Martin		GER	GER	145	M30-34	1:01:29	2:36	5:19:28	2:20	5:19:34
1244		11:45:28	686	Tremayne, Anthony		AUS	AUS	154	M45-49	1:19:27	8:54	5:56:32	5:43	4:14:54
1245		11:45:36	894	Claessen, Danny		BEL	BEL	155	M45-49	1:11:12	5:15	5:20:00	6:46	5:02:26
1246		11:45:37	957	Ruel, Elisabeth		CAN	CAN	25	W45-49	1:30:05	3:30	6:24:43	6:13	3:41:08
1247		11:45:40	1837	Massa-Musiak, Elena		USA	USA	51	W30-34	1:12:34	4:29	6:23:34	4:55	4:00:09
1248		11:45:44	515	Lichtfouse, Eric		FRA	FRA	90	M50-54	1:08:53	4:01	5:54:12	6:16	4:32:23
1249		11:45:47	1302	Schoenberg, Jennifer		USA	USA	51	W40-44	1:05:36	4:18	6:11:13	3:24	4:21:16
1250		11:46:12	1778	Buser, Ariane		USA	USA	52	W30-34	1:15:06	12:39	5:57:13	7:31	4:13:45
1251		11:46:13	641	McMaster, Sue		NZL	NZL	8	W50-54	1:08:42	4:35	5:50:33	6:30	4:35:56
1252		11:46:15	946	Perrett, Aimee		NZL	NZL	26	W45-49	1:07:00	5:16	6:13:06	5:16	4:15:38
1253		11:46:19	456	Celette, Gabriele		GER	GER	6	W55-59	1:21:16	3:26	6:33:16	3:23	3:45:00
1254		11:46:21	524	Messina, Luca		ITA	ITA	91	M50-54	1:21:43	5:18	6:12:56	3:53	4:02:34
1255		11:46:25	507	Collopy, Jonathon		USA	USA	92	M50-54	1:29:09	6:04	5:59:39	7:02	4:04:32
1256		11:46:33	1654	Ureta, Pablo		SWI	ARG	146	M30-34	58:08	2:01	5:09:34	6:39	5:30:12
1257		11:46:36	1992	Tobar, Luiza		BRA	BRA	35	W25-29	1:10:56	2:32	6:44:27	3:50	3:44:54
1258		11:46:37	2072	Wernicke, Carl		USA	USA	93	M50-54	1:17:54	4:26	6:15:13	4:41	4:04:25
1259		11:46:46	1273	Shabet, Rose		USA	USA	52	W40-44	1:21:04	5:28	5:46:57	6:07	4:27:12
1260		11:47:30	2086	Morales, Michael		PAN	PAN	198	M40-44	1:24:27	4:41	5:53:26	5:53	4:19:05

# OVERALL RESULTS

Place	Bla	Time	Numbe	Lname	Fname	Cnt	Rep	Cpla	Category	Swim	Tr1	Bike	Tr2	Run
1261		11:47:42	915	Fullen, Gill		GBR	GBR	27	W45-49	1:17:38	3:03	6:17:49	4:36	4:04:38
1262		11:48:11	1573	Selbach, Rosiland		USA	USA	61	W35-39	1:09:39	4:55	6:02:08	6:14	4:25:17
1263		11:48:32	253	Pitman, Allan		AUS	AUS	10	M60-64	1:14:02	3:18	6:09:26	3:42	4:18:06
1264		11:48:46	2011	Austin, Bradford		USA	USA	36	M18-24	1:02:26	3:38	5:57:36	3:39	4:41:28
1265		11:49:04	1565	Burger, Alexandra		SWI	SUI	62	W35-39	1:30:23	4:18	6:12:56	6:38	3:54:50
1266		11:49:12	628	Capper, Colleen		USA	USA	9	W50-54	1:19:38	3:55	6:21:00	4:09	4:00:32
1267		11:49:20	1280	Liaw, Sandy		USA	USA	53	W40-44	1:34:32	5:54	6:00:03	4:20	4:04:33
1268		11:49:26	580	Parry, Darryl		CAN	CAN	94	M50-54	1:23:09	8:41	6:03:01	6:42	4:07:56
1269		11:49:36	1581	Defilippi, Angie		USA	USA	63	W35-39	1:18:43	2:56	6:17:50	3:36	4:06:33
1270		11:49:36	361	Dunlop, Doug		CAN	CAN	36	M55-59	1:27:58	5:35	5:58:12	6:48	4:11:05
1271		11:49:37	487	Giles, Mike		CAN	CAN	95	M50-54	1:18:31	4:50	6:13:26	4:51	4:08:01
1272		11:49:38	600	Hamer, Steffan		GER	GER	96	M50-54	1:22:35	5:20	5:49:31	4:49	4:27:23
1273		11:50:19	1294	Chain, Jeanna		USA	USA	54	W40-44	1:17:35	4:46	6:03:56	5:48	4:18:15
1274		11:50:22	1110	Powers, Craig		USA	USA	199	M40-44	1:18:49	7:29	6:16:55	9:33	3:57:37
1275		11:50:28	1787	Halbauer, Anne		GER	GER	53	W30-34	1:18:48	5:20	6:20:19	4:39	4:01:25
1276		11:50:38	692	Levick, John		GBR	GBR	156	M45-49	1:16:56	3:07	6:06:10	5:05	4:19:22
1277		11:50:40	805	Onishi, Masayuki		JPN	JPN	157	M45-49	1:08:40	4:02	5:35:56	4:08	4:57:57
1278		11:50:55	1066	Shearon, David		USA	USA	200	M40-44	1:13:57	2:40	5:39:17	5:51	4:49:11
1279		11:51:21	1267	Smith, Caroline		USA	USA	55	W40-44	1:11:46	6:24	5:57:37	6:59	4:28:37
1280		11:51:26	374	Dietrich, Johannes		GER	GER	37	M55-59	1:20:48	2:23	6:00:24	4:11	4:23:43
1281		11:51:47	1831	Gaffel, Kylie		AUS	AUS	54	W30-34	1:10:58	2:44	6:07:34	3:19	4:27:14
1282		11:51:52	382	Davidson, Larry		USA	USA	38	M55-59	1:17:06	6:09	5:57:56	7:54	4:22:50
1283		11:51:53	817	Rhodes, Jeffrey		USA	USA	158	M45-49	1:17:19	5:56	5:57:55	7:54	4:22:50
1284		11:51:57	582	Barbosa, Cecilio		BRA	BRA	97	M50-54	1:25:08	5:37	6:10:50	5:25	4:04:59
1285		11:52:10	1063	Hindes, Iain		GBR	GBR	201	M40-44	1:06:33	5:53	6:06:55	10:42	4:22:09
1286		11:52:18	1840	Troy, Erin		USA	USA	55	W30-34	1:10:41	3:37	5:55:00	8:12	4:34:52
1287		11:52:31	141	Deering, Annee		USA	USA	36	W25-29	1:15:14	5:10	6:09:00	5:01	4:18:08
1288		11:52:41	1951	Fillnow, Meghan		USA	USA	37	W25-29	1:23:49	5:04	6:25:36	5:59	3:52:15
1289		11:52:45	970	Cashmore, Teri		USA	USA	28	W45-49	1:00:12	3:09	6:27:00	3:58	4:18:28
1290		11:52:57	1369	Rossi, Diego		ITA	ITA	184	M35-39	1:54:16	4:08	5:36:55	4:48	4:12:52
1291		11:53:05	2061	Haishima, Ami		JPN	JPN	11	W18-24	1:18:56	3:27	6:23:21	3:59	4:03:24
1292		11:53:52	410	Colmant, Mike Colmant		USA	CAN	39	M55-59	1:29:12	4:21	5:46:58	5:16	4:28:07
1293		11:53:56	913	Desrosiers, Helene		CAN	CAN	29	W45-49	1:24:25	4:39	5:55:58	8:36	4:20:19
1294		11:54:14	528	Legg, Paul		AUS	AUS	98	M50-54	1:09:20	4:07	5:55:53	6:09	4:38:47
1295		11:54:37	1964	Bregar, Olja		SVN	SLO	38	W25-29	1:14:15	3:58	5:36:33	3:40	4:56:13
1296		11:54:38	1881	Wiedemann, Christoffer		DNK	DEN	91	M25-29	1:16:59	3:30	5:39:49	4:42	4:49:41
1297		11:54:54	1166	Wiener, David		USA	USA	202	M40-44	1:13:09	4:46	6:10:18	4:29	4:22:15
1298		11:54:58	906	Rasmussen, Carol		DNK	DEN	30	W45-49	1:17:00	3:35	5:40:19	3:54	4:50:12
1299		11:54:59	975	Powell, Kevin		USA	USA	203	M40-44	1:23:28	10:47	6:01:27	9:07	4:10:13
1300		11:55:10	494	Salinas, Omar		MEX	MEX	99	M50-54	1:20:57	4:18	6:13:39	4:19	4:11:59
1301		11:55:26	1946	Spears, Michael		USA	USA	92	M25-29	1:06:34	3:21	6:18:09	8:01	4:19:23
1302		11:55:35	469	Fuentes, Crissy		USA	USA	7	W55-59	1:12:55	3:49	6:19:06	3:36	4:16:11
1303		11:55:40	1920	Pulluaim, Korey		USA	USA	93	M25-29	1:08:27	5:05	6:02:10	5:55	4:34:05
1304		11:55:50	1254	Oliver, Kimber		USA	USA	56	W40-44	1:18:40	5:03	6:07:50	9:19	4:15:01
1305		11:56:00	899	Favale, Erminia		USA	VEN	31	W45-49	1:31:30	5:41	6:00:07	5:06	4:13:38
1306		11:56:46	2049	Spasiuk, Brenda		ARG	ARG	12	W18-24	1:11:20	2:29	6:39:45	4:24	3:58:50
1307		11:57:11	490	Blank, Roland		GER	GER	100	M50-54	1:17:32	5:35	6:01:02	5:39	4:27:26
1308		11:57:39	1789	Braunshausen, Sarah		USA	USA	56	W30-34	1:14:12	4:04	6:22:36	4:39	4:12:11
1309		11:57:46	1113	Ravaglia, Mark		USA	USA	204	M40-44	1:20:56	5:02	6:01:16	5:04	4:25:30
1310		11:57:48	489	Ross, Scott		USA	USA	101	M50-54	1:17:22	6:43	6:23:01	6:07	4:04:38



# OVERALL RESULTS

Place	Bla	Time	Numbe	Lname	Fname	Cnt	Rep	Cpla	Category	Swim	Tr1	Bike	Tr2	Run
1311		11:57:51	1096	Schlosser, John		USA	USA	205	M40-44	1:07:39	4:14	5:28:47	4:00	5:13:13
1312		11:58:16	631	Aerts, Martine		BEL	BEL	10	W50-54	1:25:15	5:39	6:13:49	4:36	4:09:00
1313		11:58:32	1311	Galarraga, Armando		NZL	VEN	185	M35-39	58:09	3:04	5:12:11	5:02	5:40:07
1314		11:59:01	652	Benzer, Susan		CAN	CAN	11	W50-54	1:22:21	4:59	6:04:47	4:38	4:22:19
1315		11:59:08	1783	Majors, Rachel		USA	USA	57	W30-34	1:24:51	6:53	6:33:48	5:07	3:48:31
1316		11:59:14	667	Dalconzo, Patricia		USA	USA	12	W50-54	1:21:48	4:10	6:41:41	5:09	3:46:28
1317		11:59:23	2091	Maizey, Adrian		USA	RSA	186	M35-39	1:11:58	5:23	5:50:36	8:51	4:42:38
1318		11:59:27	2046	Watts, Emily		USA	USA	13	W18-24	1:12:49	3:06	6:25:29	3:36	4:14:29
1319		11:59:33	660	Louis, Guylyne		GLP	GLP	13	W50-54	1:25:18	4:08	6:10:08	4:15	4:15:46
1320		11:59:39	549	Ernst, Beven		AUS	AUS	102	M50-54	1:10:05	4:29	5:45:09	3:56	4:56:03
1321		11:59:46	1306	Montgomery, Kelli		USA	USA	57	W40-44	1:01:59	3:53	6:15:40	5:18	4:32:58
1322		12:00:09	625	Mitchell, Mary		AUS	AUS	14	W50-54	1:17:52	5:35	6:13:12	5:47	4:17:46
1323		12:00:43	1678	Bevan, Ben		AUS	AUS	147	M30-34	1:04:21	3:36	5:23:07	5:12	5:24:29
1324		12:00:53	285	Peppler, Pat		USA	USA	11	M60-64	1:17:13	5:25	6:14:13	4:06	4:19:58
1325		12:01:09	234	Zeilstra, Mink		NLD	NED	1	M65-69	1:13:48	3:10	6:01:16	7:20	4:35:37
1326		12:01:10	1599	Powell, Deborah		CAN	CAN	64	W35-39	1:11:09	3:54	6:13:03	5:16	4:27:50
1327		12:01:11	522	Rady, John		USA	USA	103	M50-54	1:24:19	5:53	6:17:53	7:19	4:05:49
1328		12:01:16	1559	Hearn, Cyrma		AUS	AUS	65	W35-39	1:21:40	5:01	6:19:13	8:06	4:07:17
1329		12:01:21	1792	Kirton, Marie		GBR	NZL	58	W30-34	1:15:11	4:53	6:26:06	9:34	4:05:40
1330		12:01:29	638	Crewe, Sarah		USA	USA	15	W50-54	1:13:06	5:28	6:16:11	4:54	4:21:52
1331		12:03:10	908	Jeschke, Katrin		GER	GER	32	W45-49	1:29:19	4:24	6:22:03	4:18	4:03:08
1332		12:03:16	577	Lambert, Philippe		FRA	FRA	104	M50-54	1:22:15	4:33	6:05:46	3:38	4:27:05
1333		12:03:51	877	Thornton, Terry		ZAF	RSA	159	M45-49	1:10:42	2:52	5:36:02	4:06	5:10:10
1334		12:04:00	306	Coulson, Robbie		ZAF	RSA	12	M60-64	1:12:16	5:01	5:59:09	4:32	4:43:04
1335		12:04:13	408	Schallmo, Daniel		GER	GER	40	M55-59	1:11:41	3:49	5:32:41	3:20	5:12:44
1336		12:04:34	1860	Barnhart, Paul		USA	USA	94	M25-29	1:10:57	5:24	6:10:46	6:07	4:31:23
1337		12:04:43	1777	Kerschenbauer, Eva-Maria		AUT	AUT	59	W30-34	1:20:47	3:50	6:11:34	6:41	4:21:53
1338		12:05:02	1277	Young, Michelle		CAN	CAN	58	W40-44	1:03:42	5:27	6:06:49	4:32	4:44:34
1339		12:05:51	1707	Webber, Gavin		AUS	AUS	148	M30-34	1:10:50	4:27	5:45:21	7:48	4:57:26
1340		12:06:08	1411	Bergey, Matthew		USA	USA	187	M35-39	1:17:19	6:12	6:30:38	6:17	4:05:43
1341		12:06:10	1997	Tobar, Cintia		BRA	BRA	39	W25-29	1:20:30	2:03	6:29:18	3:27	4:10:55
1342		12:06:13	1263	Camakaris, Georgie		AUS	AUS	59	W40-44	1:03:40	5:44	6:00:41	4:39	4:51:31
1343		12:06:15	947	Rink, Kathy		USA	USA	33	W45-49	1:11:14	6:13	6:43:30	7:43	3:57:37
1344		12:06:15	1297	Behme, Caroline		USA	USA	60	W40-44	1:10:09	4:06	6:21:25	4:30	4:26:08
1345		12:06:26	1245	Brost, Michelle		USA	USA	61	W40-44	1:17:26	4:04	6:26:59	5:32	4:12:27
1346		12:06:30	1810	Dragone, Andrea		USA	USA	60	W30-34	1:12:07	3:50	6:32:04	4:33	4:13:57
1347		12:06:33	1345	Breadsell, Peter		AUS	AUS	188	M35-39	1:27:21	3:05	5:11:01	4:45	5:20:23
1348		12:06:34	965	Torrie, Lenore		CAN	CAN	34	W45-49	1:25:12	3:54	6:16:55	4:52	4:15:42
1349		12:06:37	1587	Brown, Tyla		USA	USA	66	W35-39	1:04:50	4:08	6:20:30	7:16	4:29:55
1350		12:06:42	281	Marti, Robert		FXX	FRA	13	M60-64	1:41:22	9:14	6:36:02	6:49	3:33:17
1351		12:07:04	639	Reed, Pamela		USA	USA	16	W50-54	1:28:23	5:02	6:11:24	4:58	4:17:20
1352		12:07:23	711	Climaldi, John		USA	USA	160	M45-49	1:18:37	5:48	5:54:38	5:49	4:42:32
1353		12:07:26	713	Bilos, Peter		AUS	AUS	161	M45-49	1:28:40	6:14	6:05:29	6:31	4:20:33
1354		12:07:38	951	Lefeaux, Chrissy		AUS	AUS	35	W45-49	1:25:29	5:15	6:16:28	4:42	4:15:46
1355		12:07:43	701	Di Bari, Valerio		SWI	SUI	162	M45-49	1:31:33	7:04	6:06:25	5:34	4:17:10
1356		12:07:45	2045	Johnson, Alicia		AUS	AUS	14	W18-24	1:00:00	3:37	6:47:37	4:40	4:11:52
1357		12:07:51	953	Lyons, Cynthia		USA	USA	36	W45-49	1:09:45	5:04	6:23:00	5:59	4:24:05
1358		12:07:57	995	Mc Laughlin, James		GBR	IRL	206	M40-44	1:14:27	5:23	6:21:51	6:06	4:20:12
1359		12:08:16	826	Wilson, John		USA	USA	163	M45-49	1:20:29	9:03	6:26:25	8:55	4:03:26
1360		12:08:20	1326	Saavedra, Arturo		USA	USA	189	M35-39	1:17:01	5:00	6:24:35	6:19	4:15:27

# OVERALL RESULTS

Place	Bla	Time	Numbe	Lname	Fname	Cnt	Rep	Cpla	Category	Swim	Tr1	Bike	Tr2	Run
1361		12:08:30	782	Timmermans, Wim		SWE	SWE	164	M45-49	1:08:38	5:24	5:40:29	4:53	5:09:07
1362		12:08:35	929	Cramer, Daniela		GER	GER	37	W45-49	1:14:36	3:52	6:34:39	6:01	4:09:30
1363		12:09:06	1053	Swanson, Reid		USA	USA	207	M40-44	1:11:21	4:30	5:52:58	4:13	4:56:06
1364		12:10:10	1536	Zamora, Tina		USA	USA	67	W35-39	1:29:07	3:39	6:06:26	4:35	4:26:24
1365		12:10:19	1665	Bosman, Niel		AUS	RSA	149	M30-34	1:12:27	4:04	6:25:06	4:54	4:23:51
1366		12:10:35	400	Davis, Michael		USA	USA	41	M55-59	1:25:18	5:34	6:08:25	4:28	4:26:53
1367		12:11:18	435	Birkeneder, Georg		GER	GER	42	M55-59	1:10:36	3:48	5:47:32	4:52	5:04:32
1368		12:11:35	254	Hefti, Hermann		SWI	SUI	14	M60-64	1:37:00	3:34	6:06:13	8:27	4:16:21
1369		12:11:36	659	Irby, Della		USA	USA	17	W50-54	1:38:22	4:32	6:11:20	6:51	4:10:33
1370		12:12:04	380	Meuser, Christian		BEL	BEL	43	M55-59	1:26:41	4:34	5:33:50	4:30	5:02:32
1371		12:12:25	618	Hevenor, Stephanie		USA	USA	18	W50-54	1:14:50	4:34	6:20:22	5:34	4:27:07
1372		12:12:36	621	Donald, Claire		GBR	GBR	19	W50-54	1:24:49	4:28	6:40:21	5:07	3:57:53
1373		12:13:08	294	Tout, Richard		CAN	CAN	15	M60-64	1:41:00	5:02	6:01:05	5:45	4:20:17
1374		12:13:15	658	Bakker, Nina		NLD	NED	20	W50-54	1:47:12	3:20	6:38:50	3:58	3:39:57
1375		12:13:19	444	Nelson, Laurelee		CAN	CAN	8	W55-59	1:22:18	3:54	6:19:20	6:55	4:20:56
1376		12:14:10	1698	Scibor, David		USA	USA	150	M30-34	1:33:47	5:15	6:10:59	5:56	4:18:14
1377		12:14:12	347	Broadley, Greg		AUS	AUS	44	M55-59	1:12:25	4:46	6:09:03	4:04	4:43:55
1378		12:14:31	1464	Adams, Mathew		USA	USA	190	M35-39	1:15:17	3:57	6:02:37	4:30	4:48:13
1379		12:14:47	657	Davidson, Jackie		CAN	CAN	21	W50-54	1:31:19	3:48	6:32:16	3:31	4:03:55
1380		12:14:59	623	Bryant, Patty		USA	USA	22	W50-54	1:26:21	4:08	6:30:53	7:01	4:06:37
1381		12:15:06	1593	Ravaglia, Sylvia		USA	USA	68	W35-39	1:10:53	4:43	6:30:11	5:15	4:24:07
1382		12:15:14	879	O'Toole, Philip		AUS	AUS	165	M45-49	1:20:39	9:17	5:58:55	8:56	4:37:28
1383		12:15:24	932	Boyce, Mary		USA	USA	38	W45-49	1:17:04	6:07	6:25:52	4:58	4:21:25
1384		12:15:33	1558	Johnson, Nicole		CAN	CAN	69	W35-39	1:21:43	5:07	6:27:37	5:48	4:15:19
1385		12:15:37	431	D'Alessandro, Garrett		USA	USA	45	M55-59	1:25:17	6:42	6:24:35	7:49	4:11:15
1386		12:15:41	183	Kostic, Milos		CAN	CAN	1	M70-74	1:50:33	8:14	6:13:19	7:03	3:56:33
1387		12:15:58	1522	Tolentino, Kelly		USA	USA	70	W35-39	1:45:56	4:22	6:33:23	5:23	3:46:56
1388		12:17:31	477	Zager, Dirk		GER	GER	105	M50-54	1:30:21	7:09	6:02:28	7:51	4:29:44
1389		12:17:44	299	Cook, Bruce		USA	USA	16	M60-64	1:29:49	7:39	6:19:47	8:28	4:12:03
1390		12:18:15	1914	Nora, Yanis		USA	USA	95	M25-29	1:06:06	5:44	5:50:30	8:14	5:07:44
1391		12:18:24	1872	Jarvis, Jason		USA	USA	96	M25-29	1:17:17	4:02	6:30:05	6:34	4:20:28
1392		12:18:34	1017	Holland, Tom		USA	USA	208	M40-44	1:22:34	7:13	6:17:24	10:06	4:21:19
1393		12:18:40	271	Horino, masaaki		JPN	JPN	17	M60-64	1:29:40	6:02	6:23:08	4:25	4:15:27
1394		12:18:45	759	Coull, Graham		GBR	GBR	166	M45-49	1:18:41	3:43	6:05:11	6:48	4:44:25
1395		12:19:09	1024	Rosenman, Andrew		USA	USA	209	M40-44	1:22:48	6:00	6:18:18	4:12	4:27:53
1396		12:19:31	1983	Taylor, Kathryn		USA	USA	40	W25-29	58:08	2:44	5:59:36	3:55	5:15:09
1397		12:19:33	1295	Stephenson, Rebecca		USA	BRA	62	W40-44	1:20:46	2:56	6:19:18	3:28	4:33:06
1398		12:19:45	1539	Hauptman, Danielle		USA	USA	71	W35-39	1:21:54	4:01	5:53:12	5:05	4:55:35
1399		12:20:09	283	Ackermann, Louis		SWI	SUI	18	M60-64	1:29:43	6:52	5:45:18	5:52	4:52:26
1400		12:20:20	2059	Battig, Alessandra		USA	USA	15	W18-24	1:12:03	3:35	6:04:50	3:22	4:56:33
1401		12:20:44	2057	D'Ambrosia, Jane		USA	USA	16	W18-24	1:04:24	6:01	6:58:10	7:34	4:04:37
1402		12:20:55	475	Davids, Chris		USA	USA	106	M50-54	1:15:10	6:17	5:52:59	8:21	4:58:09
1403		12:21:01	142	Tonoyama, Yasuyo		JPN	JPN	1	FHC	1:18:58	6:27	6:44:54	5:54	4:04:51
1404		12:21:07	278	Brookner, Andrew		USA	USA	19	M60-64	1:26:27	5:16	6:25:43	3:57	4:19:46
1405		12:21:17	896	Dziuban, Susan		USA	USA	39	W45-49	1:27:48	7:08	6:35:16	5:59	4:05:10
1406		12:21:24	663	Jennings, Della		USA	USA	23	W50-54	1:17:38	5:50	6:29:53	5:53	4:22:13
1407		12:22:06	900	MacLean, Rhona		AUS	AUS	40	W45-49	1:27:43	4:40	6:15:48	5:58	4:27:59
1408		12:22:09	967	Colombara, Maria Cristina		ITA	ITA	41	W45-49	1:17:28	4:15	6:42:22	4:02	4:14:04
1409		12:22:09	270	Tsurukawa, Masayoshi		JPN	JPN	20	M60-64	1:38:15	4:56	5:54:11	4:34	4:40:15
1410		12:22:17	1313	McFee, Daniel		HKG	HKG	191	M35-39	1:34:03	6:07	6:04:19	6:19	4:31:31

# OVERALL RESULTS

Place	Bla	Time	Numbe	Lname	Fname	Cnt	Rep	Cpla	Category	Swim	Tr1	Bike	Tr2	Run
1411		12:22:18	1002	Nuttall, Matthew		GBR	GBR	210	M40-44	1:22:54	5:55	6:26:04	7:03	4:20:25
1412		12:23:23	1235	Beck, Patricia		GER	GER	63	W40-44	1:22:40	4:47	6:06:00	6:21	4:43:37
1413		12:23:28	1953	Siliciano, Anna		USA	USA	41	W25-29	1:07:52	3:45	6:03:33	6:01	5:02:19
1414		12:23:42	1799	Yeomans, Kelly		USA	USA	61	W30-34	1:23:03	4:48	5:55:32	6:24	4:53:56
1415		12:23:59	1519	Uptain, Blake		USA	USA	192	M35-39	1:04:49	6:30	6:05:03	6:32	5:01:07
1416		12:24:16	643	Lorenz, Jenny		USA	USA	24	W50-54	1:18:21	5:17	6:28:18	4:24	4:27:58
1417		12:24:33	551	Watern, Jeff		USA	USA	107	M50-54	1:17:51	3:20	5:41:36	7:34	5:14:14
1418		12:24:51	1549	Shaw, Priscilla		USA	USA	72	W35-39	1:44:12	6:11	6:14:02	5:44	4:14:44
1419		12:26:08	999	Craveri, Juan		ARG	ARG	211	M40-44	1:20:43	4:39	6:31:39	6:06	4:23:04
1420		12:26:19	1959	Hess, Kelley		ZAF	USA	42	W25-29	1:33:55	5:16	6:09:58	12:15	4:24:57
1421		12:27:51	340	Laney, Judith		USA	USA	1	W60-64	1:11:09	5:21	6:42:51	4:04	4:24:28
1422		12:28:58	958	Aquila, Sue		USA	USA	42	W45-49	1:24:30	3:40	6:35:05	4:40	4:21:04
1423		12:29:02	802	Franco, Sean		USA	USA	167	M45-49	1:18:25	5:59	5:57:53	5:18	5:01:29
1424		12:29:30	390	Davidson, Andrew		AUS	NZL	46	M55-59	1:28:47	6:06	6:06:08	5:33	4:42:59
1425		12:29:36	1600	Bullard, Dana		USA	USA	73	W35-39	1:24:16	3:29	6:33:09	4:53	4:23:50
1426		12:29:59	314	Schlinger, Richard		USA	USA	21	M60-64	1:26:49	4:29	6:16:14	4:38	4:37:51
1427		12:30:54	1272	Dorling, Kim		NZL	NZL	64	W40-44	1:34:09	3:30	6:26:39	3:08	4:23:30
1428		12:31:00	1637	Makelainen, Jarmo		FIN	FIN	151	M30-34	59:30	2:14	6:19:57	8:07	5:01:13
1429		12:31:04	290	Schoch, Willy		SWI	SUI	22	M60-64	1:29:45	5:34	6:17:10	5:37	4:33:01
1430		12:32:34	2036	Haynes, Sebastian		USA	USA	37	M18-24	1:04:05	3:30	5:50:47	3:06	5:31:07
1431		12:32:55	376	Clausen, Per		DNK	DEN	47	M55-59	1:21:09	3:07	6:22:12	5:55	4:40:33
1432		12:33:00	635	Diaz, Adriana		ARG	ARG	25	W50-54	1:33:51	5:30	6:29:08	5:41	4:18:52
1433		12:33:17	1338	Stanuszek, David		USA	USA	193	M35-39	1:27:17	8:07	6:30:24	6:11	4:21:20
1434		12:33:54	287	O'Neill, David		USA	USA	23	M60-64	1:11:08	7:11	6:42:14	4:38	4:28:45
1435		12:34:00	468	Craig, Cary		USA	USA	9	W55-59	1:34:34	7:39	6:23:54	5:05	4:22:49
1436		12:34:11	298	Del Sastre, Manuel		ARG	ARG	24	M60-64	1:28:56	7:40	6:23:47	8:19	4:25:31
1437		12:34:12	653	Vagoni, Helen		AUS	AUS	26	W50-54	1:15:45	4:16	6:26:48	6:07	4:41:18
1438		12:34:29	910	Williams, Ann		USA	USA	43	W45-49	1:33:43	4:40	6:33:28	5:52	4:16:48
1439		12:34:38	1614	Withrow, Jeremy		USA	USA	152	M30-34	1:34:09	5:29	5:57:08	6:59	4:50:55
1440		12:34:51	323	Peters, Carol		CAN	CAN	2	W60-64	1:32:01	7:23	6:39:38	6:19	4:09:32
1441		12:35:10	1104	Harsch, Peter		USA	USA	212	M40-44	1:06:00	3:19	5:27:54	3:35	5:54:23
1442		12:35:13	1291	Tucker, Ruth		GBR	GBR	65	W40-44	1:25:00	3:42	6:41:20	3:06	4:22:07
1443		12:35:38	955	Tucker, Amanda		USA	USA	44	W45-49	1:27:09	7:28	6:17:43	7:07	4:36:14
1444		12:35:43	1045	Christian, David		USA	USA	213	M40-44	1:15:12	6:24	6:36:02	6:46	4:31:21
1445		12:35:49	436	Watson, Beverly		CAN	CAN	10	W55-59	1:18:15	5:06	6:30:01	6:58	4:35:31
1446		12:35:51	1095	McCutchen, Matthew		USA	USA	214	M40-44	1:01:43	4:24	6:00:19	12:58	5:16:28
1447		12:35:58	133	Moss, Julie		USA	USA	27	W50-54	1:04:27	3:52	6:28:48	4:27	4:54:26
1448		12:36:13	1855	Mangeon, Mathieu		FRA	FRA	97	M25-29	1:08:03	4:01	5:31:50	4:12	5:48:09
1449		12:36:13	2047	Myers, Lauren		USA	USA	17	W18-24	1:08:47	6:31	6:31:26	6:35	4:42:57
1450		12:36:16	147	Mather, Kevin		USA	USA	2	MHC	1:21:41	3:03	7:01:16	2:53	4:07:25
1451		12:36:20	460	Gensior, Berenike		GER	GER	11	W55-59	1:26:57	4:43	6:48:27	6:07	4:10:09
1452		12:36:23	366	Hinman, Rick		USA	USA	48	M55-59	1:19:24	4:39	6:19:45	10:28	4:42:09
1453		12:36:42	948	Sheetz, Tara		USA	USA	45	W45-49	1:17:14	4:14	6:16:00	4:28	4:54:49
1454		12:37:48	571	Gruber, Michael		GER	GER	108	M50-54	1:18:54	4:11	5:31:07	6:38	5:36:59
1455		12:38:16	217	Butterworth, Simon		USA	USA	2	M65-69	1:23:57	5:26	6:03:10	4:47	5:00:58
1456		12:38:25	224	Balfour, Scott		GBR	GBR	3	M65-69	1:26:14	7:04	6:49:31	5:56	4:09:42
1457		12:38:42	554	Whitis, Matthew		USA	USA	109	M50-54	1:32:03	7:12	6:18:15	5:11	4:36:03
1458		12:38:48	1252	Evans, Carolyn		GBR	GBR	66	W40-44	1:30:08	4:23	6:48:25	5:26	4:10:28
1459		12:39:42	1960	Brougham, Katherine		GBR	GBR	43	W25-29	1:34:19	3:31	6:43:33	3:54	4:14:27
1460		12:40:07	265	Panichi, Claudio		ITA	ITA	25	M60-64	1:28:07	5:47	6:09:24	4:54	4:51:57



# OVERALL RESULTS

Place	Bla	Time	Numbe	Lname	Fname	Cnt	Rep	Cpla	Category	Swim	Tr1	Bike	Tr2	Run
1461		12:41:19	273	Howitt, Rob		AUS	AUS	26	M60-64	1:13:01	4:40	6:37:04	4:22	4:42:14
1462		12:41:25	673	Gaston, Paul		USA	USA	168	M45-49	1:33:13	4:44	6:16:30	8:28	4:38:32
1463		12:42:00	2092	Bernard, Barbara Ann		USA	BAH	62	W30-34	1:28:25	4:37	6:38:44	4:21	4:25:55
1464		12:42:08	356	Boylan, Scott		USA	USA	49	M55-59	1:24:01	7:16	7:02:05	8:39	4:00:08
1465		12:42:37	305	Rider, Walt		USA	USA	27	M60-64	1:37:29	4:13	5:55:55	5:08	4:59:55
1466		12:43:25	1957	Signorelli, Agnese		ITA	ITA	44	W25-29	1:27:49	4:04	6:31:14	6:16	4:34:03
1467		12:44:11	1381	DeVincentis, Mark		USA	USA	194	M35-39	1:31:28	6:50	6:09:09	7:18	4:49:28
1468		12:44:24	942	Stoepller, Petra		GER	GER	46	W45-49	1:08:16	3:31	6:40:43	7:14	4:44:43
1469		12:44:29	358	Moriarty, David		NZL	NZL	50	M55-59	1:39:25	5:33	6:31:17	4:13	4:24:03
1470		12:44:43	2058	Schlitt, Meghan		USA	USA	18	W18-24	1:07:42	4:57	6:54:48	5:03	4:32:15
1471		12:44:55	500	Thornton, David		AUS	AUS	110	M50-54	1:10:37	7:35	6:18:24	9:05	4:59:15
1472		12:45:11	541	Araki, Takeshi		JPN	JPN	111	M50-54	1:17:09	13:44	5:46:43	8:53	5:18:43
1473		12:45:14	1085	Petermann, Laurent		FRA	FRA	215	M40-44	1:10:09	3:38	5:50:13	5:32	5:35:45
1474		12:45:29	1938	Hippensteel, Jonathan		USA	USA	98	M25-29	1:15:08	4:21	6:29:17	5:08	4:51:38
1475		12:45:40	1372	Bradford, Christopher		AUS	AUS	195	M35-39	1:05:21	3:07	5:33:41	5:49	5:57:45
1476		12:46:26	424	Dawson, Michael		AUS	AUS	51	M55-59	1:20:18	8:30	6:42:56	8:56	4:25:49
1477		12:46:39	2027	Fallot, Ryan		USA	USA	38	M18-24	1:24:30	3:25	6:27:19	5:16	4:46:11
1478		12:47:06	384	Zacharias, Jay		USA	USA	52	M55-59	1:27:18	5:16	6:49:15	6:54	4:18:24
1479		12:47:29	1244	Freeman, Maggie		USA	USA	67	W40-44	1:46:03	4:47	6:22:14	6:09	4:28:18
1480		12:47:40	2053	Schuhngl, Katja		GER	GER	19	W18-24	1:14:59	3:12	6:45:01	4:02	4:40:28
1481		12:48:03	1616	Dibildox, Jorge		MEX	MEX	153	M30-34	1:25:58	9:02	6:26:18	9:13	4:37:34
1482		12:48:16	1825	Rutledge, Bethany		USA	USA	63	W30-34	1:12:45	5:23	7:02:56	6:33	4:20:40
1483		12:48:33	766	Preston, Kurt		USA	USA	169	M45-49	1:15:25	3:27	6:10:15	5:52	5:13:37
1484		12:49:36	264	Wilson, Ron		AUS	AUS	28	M60-64	1:17:10	4:14	6:43:59	7:29	4:36:46
1485		12:50:02	622	Cuder, Isabella		AUT	AUT	28	W50-54	1:08:26	6:30	6:39:16	8:36	4:47:15
1486		12:50:20	962	Nagle, Melinda		USA	USA	47	W45-49	1:14:23	5:50	6:40:47	6:37	4:42:45
1487		12:50:24	902	Murata, Yoshino		JPN	JPN	48	W45-49	1:27:51	9:27	6:49:51	6:48	4:16:29
1488		12:50:43	1548	Newsome, Sarah		USA	USA	74	W35-39	1:12:11	6:24	6:13:16	8:58	5:09:56
1489		12:50:50	1078	Piquer, Alexander		BRA	USA	216	M40-44	1:18:08	6:43	6:39:19	8:49	4:37:54
1490		12:50:57	352	Santos, Verne		USA	USA	53	M55-59	1:10:59	8:01	6:39:42	8:12	4:44:05
1491		12:51:26	1251	McKenna Schmitt, Heidi		USA	USA	68	W40-44	1:15:06	2:27	6:46:31	6:31	4:40:53
1492		12:51:45	941	Thilges, Anne		USA	USA	49	W45-49	1:10:20	3:12	6:37:26	7:51	4:52:58
1493		12:52:07	914	Forbes, Virginia		AUS	AUS	50	W45-49	1:08:15	4:17	6:57:44	4:35	4:37:19
1494		12:52:18	1303	Schaerrer, Keena		USA	USA	69	W40-44	1:16:34	5:02	6:05:12	5:00	5:20:30
1495		12:52:57	939	Johnson, Laurel		CAN	CAN	51	W45-49	1:24:17	3:43	6:31:03	3:50	4:50:05
1496		12:53:01	272	Gruenbaum, Hubert		GER	GER	29	M60-64	1:46:19	6:12	5:53:20	6:20	5:00:51
1497		12:53:41	140	Thompson, Mike		USA	USA	99	M25-29	1:45:20	4:35	6:38:30	7:41	4:17:37
1498		12:53:57	364	Aleknavicius, Kes		GBR	GBR	54	M55-59	1:11:00	5:26	6:28:13	6:46	5:02:34
1499		12:53:59	633	Birkeneder, Ingrid		GER	GER	29	W50-54	1:33:17	5:06	6:22:44	7:10	4:45:43
1500		12:54:48	449	Krock, Asa		IRL	SWE	12	W55-59	1:31:47	6:05	6:36:49	6:32	4:33:36
1501		12:54:55	457	Clark, Debbie		NZL	NZL	13	W55-59	1:29:00	5:16	6:38:42	4:51	4:37:08
1502		12:55:12	286	Zeigle, Michael		USA	USA	30	M60-64	1:40:24	6:48	6:16:42	12:10	4:39:09
1503		12:55:27	786	Griff, Charles		USA	USA	170	M45-49	1:08:49	9:59	7:08:13	13:58	4:14:30
1504		12:55:35	417	Jovanovich, Mike		USA	USA	55	M55-59	1:33:49	9:46	6:07:28	6:23	4:58:12
1505		12:56:21	1984	Pulizzano, Katie		USA	USA	45	W25-29	1:33:10	5:21	6:57:51	4:56	4:15:05
1506		12:56:22	233	Briones, Lou		USA	USA	4	M65-69	1:34:19	6:23	6:15:04	4:38	4:55:59
1507		12:56:32	807	Shaffer, Scott		USA	USA	171	M45-49	1:03:59	5:42	5:52:40	6:20	5:47:54
1508		12:56:49	2042	Williamson, Michelle		USA	USA	20	W18-24	1:26:16	3:48	6:41:00	4:25	4:41:21
1509		12:57:24	1026	Larson, Trent		USA	USA	217	M40-44	1:41:07	7:32	5:46:14	6:15	5:16:18
1510		12:57:33	256	Ten Brinke, Gerrit		NLD	NED	31	M60-64	1:39:08	3:45	6:25:05	5:52	4:43:46

# OVERALL RESULTS

Place	Bla	Time	Numbe	Lname	Fname	Cnt	Rep	Cpla	Category	Swim	Tr1	Bike	Tr2	Run
1511		12:57:44	300	Fletcher, Alan		NZL	NZL	32	M60-64	1:16:02	4:27	6:33:20	5:19	4:58:37
1512		12:57:49	700	Petersen, Steven		AUS	AUS	172	M45-49	1:14:32	5:42	6:01:29	5:33	5:30:36
1513		12:57:49	375	Suters, Anthony		AUS	AUS	56	M55-59	1:20:50	7:52	6:11:10	7:26	5:10:33
1514		13:00:08	1226	Nixon, Susan		USA	USA	70	W40-44	1:22:22	3:41	6:51:46	7:43	4:34:39
1515		13:00:42	1530	Laska, Kathy		USA	USA	75	W35-39	1:40:28	6:24	6:50:42	8:07	4:15:03
1516		13:01:14	1274	Deane, Gill		GBR	RSA	71	W40-44	1:10:56	5:57	7:08:02	7:28	4:28:53
1517		13:01:55	426	Brookner, Steve		USA	USA	57	M55-59	1:26:27	5:14	6:34:39	6:40	4:48:57
1518		13:03:13	1126	Vlassis, Dax		USA	USA	218	M40-44	1:25:08	6:42	6:43:00	9:41	4:38:44
1519		13:03:23	542	Kaneb, Gary		USA	USA	113	M50-54	1:55:57	5:32	6:03:45	6:17	4:51:54
1520		13:03:31	231	Bauerle, Jurgen		GER	GER	5	M65-69	1:40:49	9:41	6:34:13	7:04	4:31:47
1521		13:04:41	637	Fellowes-Gentry, Carolyn		USA	USA	30	W50-54	1:15:05	5:08	6:42:17	9:15	4:52:59
1522		13:04:41	1954	Wonnacott, Brandi		CAN	CAN	46	W25-29	1:26:13	4:08	6:59:16	4:52	4:30:14
1523		13:04:51	956	Hartmann, Lisa		CAN	CAN	52	W45-49	1:08:22	5:07	6:39:32	12:08	4:59:45
1524		13:05:06	337	Wille, Monika		GER	GER	3	W60-64	1:40:47	7:10	6:34:32	6:43	4:35:56
1525		13:05:21	420	Bennett, Sean		GBR	GBR	58	M55-59	1:25:36	4:35	6:36:08	6:00	4:53:03
1526		13:06:09	642	Mantova, Nicki		AUS	AUS	31	W50-54	1:09:16	6:49	6:23:35	10:15	5:16:16
1527		13:06:15	497	Seaver, Rob		USA	USA	114	M50-54	1:13:58	6:48	6:46:03	7:49	4:51:38
1528		13:06:37	671	Singson, Solomon (Kawika)		USA	USA	173	M45-49	1:30:45	7:02	6:25:55	4:58	4:57:59
1529		13:07:08	651	Butcher, Pascale		USA	FRA	32	W50-54	1:25:06	5:56	6:29:39	4:58	5:01:30
1530		13:07:15	792	McGowean, Glen		USA	USA	174	M45-49	1:13:14	6:55	7:02:04	7:18	4:37:46
1531		13:07:20	267	Song, Mark		USA	USA	33	M60-64	1:08:44	5:48	6:23:39	9:43	5:19:28
1532		13:07:23	219	Krofl, Drago		SVN	SLO	6	M65-69	1:20:35	6:27	6:23:57	5:49	5:10:36
1533		13:07:31	619	Kuhlemeier, Barbara		USA	USA	33	W50-54	1:23:25	3:46	6:33:55	23:34	4:42:53
1534		13:07:37	259	Crocker, Graham		AUS	AUS	34	M60-64	1:08:04	4:43	6:24:35	4:36	5:25:40
1535		13:07:44	777	Hilberath, Juergen		GER	GER	175	M45-49	1:24:50	6:19	6:13:00	7:35	5:16:03
1536		13:08:49	1975	Murawska, Anna		GBR	GBR	47	W25-29	1:18:51	5:03	6:47:07	9:45	4:48:06
1537		13:09:08	513	Stoecklin, Markus		SWI	SUI	115	M50-54	1:24:57	7:55	5:53:36	8:13	5:34:30
1538		13:09:39	498	Sawai, Gary		USA	USA	116	M50-54	1:24:51	7:07	6:56:16	6:22	4:35:05
1539		13:10:20	1210	Sauma, Andres		CHL	CHI	219	M40-44	59:42	6:07	5:46:42	8:26	6:09:25
1540		13:10:51	699	Blatter, Philippe		SWI	SUI	176	M45-49	1:11:14	10:43	6:29:38	9:56	5:09:21
1541		13:10:59	889	Holton, Andrew		USA	USA	177	M45-49	1:14:07	3:44	6:02:04	4:33	5:46:32
1542		13:11:06	1011	Weeks, Earl		USA	USA	220	M40-44	1:19:22	5:23	6:36:37	5:57	5:03:49
1543		13:11:18	2095	Price, Sean		USA	USA	178	M45-49	1:10:03	5:21	6:32:20	6:44	5:16:53
1544		13:11:31	765	Hill, John		USA	USA	179	M45-49	1:19:08	6:36	6:23:32	7:35	5:14:42
1545		13:11:43	1077	Clark, Dana		USA	USA	221	M40-44	1:26:28	6:29	6:32:39	9:36	4:56:33
1546		13:11:46	1220	McCavanagh, John		USA	USA	222	M40-44	1:29:31	6:44	7:03:40	8:36	4:23:17
1547		13:12:39	1043	Skinnerlien, Rune		NOR	NOR	223	M40-44	1:03:21	2:48	5:23:45	8:16	6:34:32
1548		13:12:46	726	Ognenovski, John		AUS	AUS	180	M45-49	1:19:59	7:04	6:45:33	7:37	4:52:35
1549		13:12:52	288	Wien, Mike		USA	USA	35	M60-64	1:17:19	6:30	6:46:06	6:13	4:56:46
1550		13:13:03	416	MacKenzie, Doug		CAN	CAN	59	M55-59	1:17:13	6:02	6:26:06	8:18	5:15:26
1551		13:13:33	661	MacPherson, Leanne		AUS	AUS	34	W50-54	1:32:29	5:03	6:50:43	6:08	4:39:12
1552		13:14:03	215	Nobuka, Koji		JPN	JPN	7	M65-69	1:33:20	9:43	7:08:35	8:10	4:14:16
1553		13:14:04	289	Hilpert, Manfred		GER	GER	36	M60-64	1:49:20	6:07	5:52:22	6:05	5:20:11
1554		13:14:07	221	Billeter, Bruno		SWI	SUI	8	M65-69	1:41:26	8:21	6:35:04	10:05	4:39:14
1555		13:14:49	1991	Lahart, Kate		GBR	IRL	48	W25-29	1:17:02	5:05	6:37:02	5:21	5:10:22
1556		13:14:51	208	Bourdillon, Patrick		USA	USA	9	M65-69	1:27:00	5:33	6:44:17	7:10	4:50:53
1557		13:15:44	885	Deakin, Glen		AUS	AUS	181	M45-49	1:20:14	7:49	7:10:09	11:30	4:26:04
1558		13:16:09	355	Kuehn, Ken		USA	USA	60	M55-59	1:14:00	4:38	6:08:24	8:21	5:40:48
1559		13:16:50	1352	Makker, Gotham		USA	USA	196	M35-39	1:48:33	5:29	6:39:02	4:03	4:39:45
1560		13:17:25	432	Benaddou Idrissi, Chakir		MAR	MAR	61	M55-59	1:14:39	7:08	6:45:36	7:31	5:02:33

# OVERALL RESULTS

Place	Bla	Time	Numbe	Lname	Fname	Cnt	Rep	Cpla	Category	Swim	Tr1	Bike	Tr2	Run
1561		13:18:03	445	Tibbetts, Cathy		USA	USA	14	W55-59	1:18:57	4:03	6:35:27	7:01	5:12:35
1562		13:18:13	236	Sanchez, Julio		ARE	USA	10	M65-69	1:48:44	3:20	6:52:45	3:40	4:29:46
1563		13:18:20	438	Goodrich, Barb		USA	USA	15	W55-59	1:47:42	6:21	6:57:09	5:13	4:21:56
1564		13:18:39	391	Mullen, Nace		USA	USA	62	M55-59	1:22:41	6:47	6:34:51	6:23	5:07:59
1565		13:19:05	451	Golledge, Judith		AUS	AUS	16	W55-59	1:33:38	5:27	6:41:08	4:22	4:54:32
1566		13:19:44	649	Chioji, Wendy		USA	USA	35	W50-54	1:18:36	4:59	6:46:52	7:22	5:01:56
1567		13:20:02	2089	Van Vuren, Jamie		USA	USA	72	W40-44	1:32:04	3:49	7:01:23	6:19	4:36:27
1568		13:22:19	313	Smiler, Kingi		NZL	NZL	37	M60-64	1:16:42	7:01	6:54:39	8:14	4:55:45
1569		13:22:27	665	Heywood, Louise		AUS	AUS	36	W50-54	1:24:58	4:27	6:24:02	7:22	5:21:39
1570		13:22:46	315	Goodyear, Cullen		CAN	CAN	4	W60-64	1:19:42	4:30	6:46:43	9:12	5:02:41
1571		13:23:06	617	Lopes, Hedla		BRA	BRA	37	W50-54	1:08:53	4:11	6:47:37	5:43	5:16:43
1572		13:23:16	629	Daul, Leigh		USA	USA	38	W50-54	1:32:22	4:26	6:39:34	3:54	5:03:01
1573		13:23:59	1979	Framer, Corinne		USA	USA	49	W25-29	1:30:28	6:15	6:56:33	7:14	4:43:31
1574		13:24:36	330	Wilson, Beryl		AUS	AUS	5	W60-64	1:11:18	6:13	7:19:24	6:51	4:40:52
1575		13:25:55	1570	Landes, Cassidy		USA	USA	76	W35-39	1:20:52	5:00	7:03:40	8:41	4:47:44
1576		13:26:10	1181	Cleveland, Jamie		USA	USA	224	M40-44	54:30	2:23	5:16:58	4:15	7:08:06
1577		13:26:55	645	Helmick, Tammy		USA	USA	39	W50-54	1:35:17	5:35	6:50:11	6:45	4:49:09
1578		13:27:13	650	Williams, Margie		USA	USA	40	W50-54	1:31:31	5:32	6:33:21	5:40	5:11:11
1579		13:28:04	921	Bacal, Susy		USA	USA	53	W45-49	1:12:42	4:39	6:27:15	4:32	5:38:58
1580		13:28:36	1553	Moehle, Daniela		AUT	AUT	77	W35-39	1:17:07	5:45	6:48:39	5:51	5:11:16
1581		13:29:00	1285	Taylor, Jodie		USA	USA	73	W40-44	1:26:42	6:22	6:49:01	6:25	5:00:32
1582		13:29:33	509	Burchard, Marshall		USA	USA	117	M50-54	1:26:17	6:27	6:14:33	7:20	5:34:57
1583		13:29:48	1858	Anderson, Colin		USA	USA	100	M25-29	1:11:12	4:30	6:10:14	7:55	5:56:00
1584		13:29:58	225	Bayer, Miloslav		CZE	CZE	11	M65-69	1:49:24	4:46	6:27:25	7:36	5:00:48
1585		13:30:04	584	Leon, Ted		USA	USA	118	M50-54	1:35:42	8:01	6:50:23	9:26	4:46:34
1586		13:30:18	447	Dees, Kyle		USA	USA	17	W55-59	1:24:54	4:19	6:48:59	5:56	5:06:12
1587		13:30:28	488	Pullin, Kevin		GBR	GBR	119	M50-54	1:01:25	7:01	6:45:35	10:04	5:26:24
1588		13:30:33	986	Warzocha, Paul		USA	USA	225	M40-44	1:25:08	10:18	6:18:43	10:48	5:25:38
1589		13:30:54	825	Crandell, Todd		USA	USA	182	M45-49	1:22:14	5:04	6:35:59	7:32	5:20:07
1590		13:31:10	741	Putz, Robert		USA	USA	183	M45-49	1:28:29	9:52	6:43:26	8:05	5:01:20
1591		13:32:27	2078	Moses, Mark		USA	USA	184	M45-49	1:17:01	6:36	6:43:00	13:02	5:12:50
1592		13:32:39	132	McCartney Hearst, Kathleen		USA	USA	41	W50-54	1:28:21	4:29	6:41:36	5:58	5:12:17
1593		13:32:55	434	Brooks, Curtis		USA	USA	63	M55-59	1:24:43	6:36	6:23:46	7:55	5:29:56
1594		13:33:14	715	Filippini, Jean-Pierre		BEL	BEL	185	M45-49	1:23:53	6:35	6:25:39	10:31	5:26:37
1595		13:33:23	512	Wiley, Tim		USA	USA	120	M50-54	1:48:35	8:47	6:10:17	14:07	5:11:39
1596		13:33:36	503	Baker, Thomas		USA	USA	121	M50-54	1:22:36	4:51	6:41:17	7:38	5:17:15
1597		13:34:25	632	Dr. Westphal, Dorit		GER	GER	42	W50-54	1:18:45	6:04	6:45:47	6:32	5:17:19
1598		13:34:42	210	Nagano, Hisao		JPN	JPN	12	M65-69	1:33:10	6:12	6:41:33	5:57	5:07:53
1599		13:35:14	239	Gruenfeld, Cherie		USA	USA	1	W65-69	1:25:05	3:51	6:54:14	4:13	5:07:53
1600		13:35:30	966	Kristjansdottir, Asdis		ISL	ISL	54	W45-49	1:38:09	5:28	6:30:19	6:35	5:15:01
1601		13:38:10	2093	Urbach, Rob		USA		122	M50-54	1:15:39	5:18	7:20:20	23:44	4:33:11
1602		13:38:13	656	Sinko, Valerie		FRA	FRA	43	W50-54	1:16:13	5:12	7:51:25	7:45	4:17:40
1603		13:38:26	727	Sullivan, Jim		USA	USA	186	M45-49	1:15:30	5:07	5:37:44	4:53	6:35:13
1604		13:38:42	499	Hogg, Clifford		GBR	GBR	123	M50-54	1:26:03	8:52	6:42:42	8:30	5:12:38
1605		13:38:46	336	Stanley, Robyn		AUS	AUS	6	W60-64	1:26:56	4:20	6:56:00	5:33	5:06:00
1606		13:38:51	458	Greaves, Sarah		GBR	GBR	18	W55-59	1:20:43	5:48	6:59:54	7:30	5:04:57
1607		13:39:15	365	Parsons, Benny		AUS	AUS	64	M55-59	1:24:40	5:02	6:39:20	6:09	5:24:07
1608		13:39:25	282	Cronin, Dan		USA	USA	38	M60-64	1:20:48	14:00	6:53:24	10:42	5:00:33
1609		13:40:24	467	Torre, Mary		SWI	SUI	19	W55-59	1:25:54	6:18	6:56:53	9:01	5:02:20
1610		13:40:47	664	Campbell, Colleen		USA	USA	44	W50-54	1:29:32	5:17	7:04:02	6:55	4:55:03
1611		13:41:45	226	Mogrovics, Michal		CZE	CZE	13	M65-69	2:09:12	4:23	6:11:57	8:25	5:07:50



# OVERALL RESULTS

Place	Bla	Time	Numbe	Lname	Fname	Cnt	Rep	Cpla	Category	Swim	Tr1	Bike	Tr2	Run
1612		13:42:03	842	Robson, Kevin		USA	USA	187	M45-49	1:39:58	6:50	6:23:15	7:07	5:24:55
1613		13:42:44	229	Soroka, James		USA	USA	14	M65-69	1:14:35	7:14	6:55:38	11:17	5:14:02
1614		13:42:59	2069	Christofferson, Randy		USA	USA	65	M55-59	1:21:38	7:24	6:22:56	7:45	5:43:17
1615		13:43:42	255	Hetherington, John		CAN	CAN	39	M60-64	1:39:12	4:45	6:39:42	7:19	5:12:47
1616		13:43:48	1976	Schinkel, Erin		CAN	CAN	50	W25-29	1:09:32	3:14	7:17:29	6:55	5:06:40
1617		13:43:52	2075	Glanvill, Derek		USA	USA	124	M50-54	1:47:06	6:41	6:15:00	12:50	5:22:16
1618		13:43:55	708	Loescher, Bradly		USA	USA	188	M45-49	1:19:00	9:08	7:03:03	8:45	5:04:02
1619		13:45:22	924	Nichols, Sharyn		AUS	AUS	55	W45-49	1:09:36	7:41	6:26:09	8:00	5:53:58
1620		13:45:47	997	Nellis, Darin		USA	USA	226	M40-44	1:19:05	10:35	6:52:54	17:30	5:05:45
1621		13:46:27	350	Gray, Patrick		USA	USA	66	M55-59	1:31:53	5:31	6:56:09	7:06	5:05:50
1622		13:47:01	441	Moore, Marianne		USA	USA	20	W55-59	1:26:34	6:21	6:43:42	7:38	5:22:49
1623		13:47:57	1736	Ho'omana, Alika		USA	USA	154	M30-34	1:16:53	10:37	7:13:20	9:15	4:57:54
1624		13:48:19	917	O'Callaghan, Kim		USA	USA	56	W45-49	1:33:07	6:11	6:46:13	8:12	5:14:37
1625		13:48:45	816	Merrin, Arie		CAN	CAN	189	M45-49	1:43:42	10:16	6:16:10	11:26	5:27:14
1626		13:48:57	1870	Reiner, Philipp		AUT	AUT	101	M25-29	1:03:00	4:09	5:11:53	3:31	7:26:27
1627		13:49:05	346	Whitman, Bob		USA	USA	67	M55-59	1:34:53	8:49	6:54:52	10:48	4:59:46
1628		13:49:33	453	Higuchi, Inako		JPN	JPN	21	W55-59	1:30:23	9:13	7:19:29	7:05	4:43:24
1629		13:50:38	405	Appeldorn, John		USA	USA	68	M55-59	1:19:53	5:20	6:18:49	8:28	5:58:11
1630		13:50:47	1283	Thompson, Laura		USA	USA	74	W40-44	1:40:50	9:55	6:52:08	9:15	4:58:41
1631		13:51:20	439	Haffner, Joni		USA	USA	22	W55-59	1:14:26	5:59	6:56:30	7:55	5:26:32
1632		13:52:45	437	Wright, Laurel		USA	USA	23	W55-59	1:36:02	5:35	6:49:48	8:28	5:12:54
1633		13:53:25	703	Noda, Seiichi		USA	USA	190	M45-49	1:22:21	8:21	6:41:58	8:05	5:32:42
1634		13:53:27	1434	Roosevelt, Ted		USA	USA	197	M35-39	1:38:19	5:37	6:57:47	5:42	5:06:04
1635		13:53:50	138	Wajer, Heather		USA	USA	78	W35-39	1:34:36	6:11	6:17:13	9:44	5:46:08
1636		13:53:53	1650	Pangaro, Jeffrey		USA	USA	155	M30-34	1:26:04	7:12	6:48:58	8:41	5:23:00
1637		13:53:59	258	Truscott, Al		USA	USA	40	M60-64	1:33:46	4:23	6:47:05	6:14	5:22:33
1638		13:54:01	2067	Weekes, Emily		CAN	CAN	21	W18-24	1:38:23	3:42	7:05:49	4:59	5:01:10
1639		13:54:33	1115	Canterbury, Bryan		USA	USA	227	M40-44	1:23:36	6:32	6:50:28	8:57	5:25:04
1640		13:54:36	2079	Bajwa, Guneet		USA	USA	191	M45-49	1:31:36	9:13	7:00:47	11:57	5:01:04
1641		13:55:14	455	Baumgarten, Elizabeth		USA	USA	24	W55-59	1:26:10	7:03	6:48:39	8:05	5:25:20
1642		13:55:55	279	Dallain, Robert		USA	USA	41	M60-64	1:27:52	3:57	6:52:06	4:18	5:27:45
1643		13:56:12	1255	Barnes, Kristin		USA	USA	75	W40-44	1:18:15	3:32	6:32:56	3:28	5:58:03
1644		13:56:44	297	Fishman, Mario		CRI	CRC	42	M60-64	1:24:08	11:08	7:05:36	8:04	5:07:49
1645		13:57:01	395	Albersmann, Anne		GER	GER	69	M55-59	1:19:11	6:39	7:05:11	6:43	5:19:19
1646		13:57:08	427	Grondin, Luc		CAN	CAN	70	M55-59	1:17:12	5:40	5:26:01	12:55	6:55:21
1647		13:57:08	195	Friedreich, Eckhard		GER	GER	2	M70-74	1:24:36	7:40	6:49:42	7:04	5:28:08
1648		13:57:14	1167	Ralph, Richard		AUS	AUS	228	M40-44	1:43:20	8:37	7:03:12	9:55	4:52:12
1649		13:57:41	624	Lukanich, Laurie		USA	USA	45	W50-54	1:22:05	4:05	7:17:16	12:00	5:02:18
1650		13:58:13	362	Winn, Eric		USA	USA	71	M55-59	1:22:20	8:06	6:34:35	8:50	5:44:24
1651		13:58:37	798	Massoomi, Fred		USA	USA	192	M45-49	1:28:38	10:06	6:21:02	18:45	5:40:09
1652		13:59:11	2040	Chang, Chris		USA	USA	39	M18-24	1:04:45	5:14	6:51:20	10:14	5:47:40
1653		13:59:45	343	Wallis, Susan		USA	USA	7	W60-64	1:33:53	6:40	7:14:54	7:26	4:56:55
1654		14:00:05	241	Grabow, Natalie		USA	USA	2	W65-69	1:33:51	4:38	6:43:10	6:05	5:32:23
1655		14:00:41	1037	Thinus, Bertrand		FRA	FRA	229	M40-44	1:29:57	6:22	6:45:02	7:40	5:31:43
1656		14:01:49	1139	Levetzow, Thore		GER	GER	230	M40-44	1:29:11	6:23	6:15:58	10:47	5:59:32
1657		14:02:34	1971	Fogaren, Kristen		USA	USA	51	W25-29	1:12:36	6:57	7:17:27	8:12	5:17:23
1658		14:03:32	148	Dodson, Amy		USA	USA	1	FPC	1:42:45	9:16	7:07:08	12:23	4:52:02
1659		14:03:38	677	Giannetto, David		USA	USA	193	M45-49	1:24:14	7:42	6:57:51	6:08	5:27:45
1660		14:04:04	640	Shinoda, Noriko		JPN	JPN	46	W50-54	1:23:52	5:55	7:18:53	7:00	5:08:26
1661		14:04:38	321	Stegeman, Pam		AUS	AUS	8	W60-64	1:36:22	5:22	6:59:18	5:49	5:17:49
1662		14:04:43	2094	O'Hara, Sharon		IRL	1	22	W18-24	1:23:23	4:04	6:47:09	10:48	5:39:21

# OVERALL RESULTS

Place	Bla	Time	Numbe	Lname	Fname	Cnt	Rep	Cpla	Category	Swim	Tr1	Bike	Tr2	Run
1663		14:04:54	244	McKinlay, Karla		AUS	AUS	3	W65-69	1:40:57	7:08	6:55:07	6:04	5:15:40
1664		14:05:31	332	Davenport, Carol		USA	USA	9	W60-64	1:33:53	8:11	7:10:46	9:18	5:03:23
1665		14:06:34	212	Barry, Richard		USA	USA	15	M65-69	1:22:07	5:36	6:46:44	8:11	5:43:57
1666		14:07:16	280	Falconi, Robert		USA	USA	43	M60-64	1:52:21	8:01	7:16:42	5:45	4:44:28
1667		14:07:26	322	Peck, Kathi		USA	USA	10	W60-64	1:27:45	10:02	7:17:54	7:50	5:03:57
1668		14:07:37	837	Alamo, Aquilino		USA	USA	194	M45-49	1:41:23	7:22	6:34:16	8:04	5:36:34
1669		14:07:47	415	O'Keefe, Mark		USA	USA	72	M55-59	1:21:42	5:41	6:31:56	11:15	5:57:16
1670		14:08:46	440	Boudreaux, Susan		USA	USA	25	W55-59	1:27:23	6:30	7:13:46	8:05	5:13:02
1671		14:09:10	295	Hamilton, Micheal		USA	USA	44	M60-64	1:44:42	8:27	6:39:40	12:06	5:24:17
1672		14:09:44	403	Simard, Gilles		CAN	CAN	73	M55-59	1:36:39	7:58	6:49:53	11:35	5:23:41
1673		14:10:02	223	Lowe, David		USA	USA	16	M65-69	1:51:16	6:32	6:48:27	14:00	5:09:50
1674		14:10:43	328	Lohman, Gail		USA	USA	11	W60-64	1:28:42	6:06	7:27:23	6:56	5:01:37
1675		14:10:44	630	Smith, Christina		GBR	GBR	47	W50-54	1:45:57	7:50	7:22:35	11:04	4:43:20
1676		14:10:56	591	Freese, Woody		USA	USA	125	M50-54	1:32:25	8:10	6:52:14	7:49	5:30:21
1677		14:11:43	518	Lewis, Ross		AUS	AUS	126	M50-54	1:13:02	4:21	5:55:31	10:18	6:48:32
1678		14:11:44	202	Thorsen, Geoffrey		AUS	AUS	17	M65-69	1:32:40	6:26	6:29:59	7:09	5:55:31
1679		14:11:44	937	Harding, Lisa		AUS	AUS	57	W45-49	1:27:55	7:09	5:47:09	6:01	6:43:31
1680		14:12:10	301	Frobisher, Harold		USA	USA	45	M60-64	1:27:13	4:31	6:28:13	3:31	6:08:44
1681		14:15:01	277	Williams, Peter		AUS	AUS	46	M60-64	1:35:58	7:33	6:26:53	6:29	5:58:11
1682		14:15:14	813	Rinaldi, Mark		USA	USA	195	M45-49	1:33:58	5:05	6:54:55	3:24	5:37:55
1683		14:15:47	992	Stiles, Andrew		USA	USA	231	M40-44	1:24:55	3:57	7:08:47	9:50	5:28:20
1684		14:15:54	483	Mallery, Kevin		USA	USA	127	M50-54	1:27:51	7:13	6:44:00	7:05	5:49:46
1685		14:16:19	1578	Lindsey, Tiffany		USA	USA	79	W35-39	1:29:04	7:01	6:39:08	10:21	5:50:47
1686		14:16:42	342	Toth, Jean		USA	USA	12	W60-64	1:21:06	8:17	7:23:30	11:00	5:12:52
1687		14:16:56	750	Carr, Jonathan		USA	USA	196	M45-49	1:38:01	22:02	6:35:10	22:35	5:19:10
1688		14:17:01	848	Jennings, Todd		USA	USA	197	M45-49	1:23:00	10:35	7:01:53	18:02	5:23:32
1689		14:17:12	232	Rosen, Ted		CAN	CAN	18	M65-69	1:38:42	4:48	7:29:22	6:05	4:58:17
1690		14:19:32	2084	Reuther, Robert		USA	USA	232	M40-44	1:16:58	8:22	6:34:23	13:25	6:06:26
1691		14:20:17	359	O'Donnell, Edmund		USA	USA	74	M55-59	1:26:50	8:45	7:35:28	6:49	5:02:27
1692		14:21:42	326	Johns, Barbara		USA	USA	13	W60-64	1:29:07	9:03	7:17:38	9:35	5:16:22
1693		14:21:59	936	Wagner, Cindy		USA	USA	58	W45-49	1:41:20	7:00	7:28:33	5:27	4:59:41
1694		14:22:03	186	Kreuzer, Peter		GER	GER	3	M70-74	1:35:19	6:44	6:58:19	8:07	5:33:36
1695		14:22:10	370	Robinson, Ralph		USA	USA	75	M55-59	1:30:05	7:59	7:41:01	8:59	4:54:08
1696		14:23:51	263	Kraus, Mike		USA	USA	47	M60-64	1:20:34	7:16	6:37:53	7:35	6:10:34
1697		14:24:28	414	Turnidge, Dave		AUS	AUS	76	M55-59	1:07:29	3:50	6:51:07	8:53	6:13:12
1698		14:25:23	397	Pasquali, Pierluca		ITA	ITA	77	M55-59	1:28:15	8:38	7:11:31	14:40	5:22:21
1699		14:25:26	329	Voronova, Liudmila		RUS	RUS	14	W60-64	1:40:22	4:57	7:37:19	6:47	4:56:04
1700		14:25:51	2080	Callerame, Jim		USA	USA	198	M45-49	1:16:47	7:38	6:58:50	11:13	5:51:25
1701		14:25:56	1721	Navarro, Alberto		USA	ECU	156	M30-34	1:27:48	5:20	6:48:46	6:50	5:57:13
1702		14:27:21	349	Greineisen, Bill		USA	USA	78	M55-59	1:24:46	8:08	6:19:29	8:59	6:26:01
1703		14:27:30	806	Manzano, Efraim		USA	PHI	199	M45-49	1:27:16	11:13	7:22:30	10:55	5:15:39
1704		14:27:35	739	Robinson, David		USA	USA	200	M45-49	1:38:56	10:27	7:27:17	11:18	4:59:39
1705		14:30:10	706	Jonas, Jeff		USA	USA	201	M45-49	1:35:07	6:53	6:57:31	11:44	5:38:56
1706		14:30:10	2077	Alvarez, Luis		MEX	MEX	128	M50-54	1:17:28	7:13	6:45:19	14:53	6:05:18
1707		14:30:24	373	Maxted, John		GBR	GBR	79	M55-59	1:31:25	8:59	7:13:39	13:30	5:22:53
1708		14:30:56	168	Von Schrader, Georg		GER	GER	1	M75-79	1:40:35	8:31	7:13:43	9:24	5:18:45
1709		14:32:11	190	Hulse, George		AUS	AUS	4	M70-74	1:31:48	10:02	6:49:07	8:33	5:52:43
1710		14:33:01	684	Smith, Stephen		USA	USA	202	M45-49	1:13:42	7:24	6:58:01	14:39	5:59:16
1711		14:33:04	827	Carrington, Steve		USA	USA	203	M45-49	1:16:44	5:00	6:38:56	5:35	6:26:51
1712		14:33:41	312	Peterson, Bill		USA	USA	48	M60-64	1:22:22	7:36	6:50:40	7:47	6:05:18
1713		14:34:09	1067	Kosove, Andrew		USA	USA	233	M40-44	1:26:35	8:16	7:24:46	15:11	5:19:23

# OVERALL RESULTS

Place	Bla	Time	Numbe	Lname	Fname	Cnt	Rep	Cpla	Category	Swim	Tr1	Bike	Tr2	Run
1714		14:35:29	1243	Slikas, M.J.		USA	USA	76	W40-44	1:08:23	4:39	6:43:19	5:33	6:33:37
1715		14:35:54	916	Ford, Susan		USA	USA	59	W45-49	1:24:10	6:00	7:04:50	25:34	5:35:22
1716		14:36:53	718	Frings, Roger		USA	USA	204	M45-49	1:32:24	10:09	6:48:46	10:07	5:55:28
1717		14:37:41	462	Bartoshesky, Leslie		USA	USA	26	W55-59	1:25:23	6:03	7:22:09	7:00	5:37:08
1718		14:38:57	1360	Donegan, Kevin		CAN	CAN	198	M35-39	1:18:26	6:40	6:50:07	9:07	6:14:39
1719		14:39:01	767	Wells, Michael		USA	USA	205	M45-49	1:26:38	7:21	6:53:34	7:23	6:04:07
1720		14:39:33	357	Maskell, Dave		CAN	CAN	80	M55-59	2:01:53	4:28	7:12:09	9:10	5:11:55
1721		14:40:49	194	Poole, Kennneth		ZAF	RSA	5	M70-74	1:33:30	6:49	6:58:44	7:19	5:54:28
1722		14:40:52	269	Smith, Michael		AUS	AUS	49	M60-64	1:32:05	6:12	7:02:45	9:17	5:50:35
1723		14:40:53	731	Simmerman, John		USA	USA	206	M45-49	1:35:32	9:59	7:11:42	10:48	5:32:54
1724		14:41:04	491	Miller, Mark		USA	USA	129	M50-54	1:31:43	8:03	7:16:09	11:28	5:33:43
1725		14:41:18	311	Scott, Ian		AUS	AUS	50	M60-64	1:28:02	8:54	7:11:54	11:36	5:40:54
1726		14:41:23	249	Meneley, Sandy		USA	USA	4	W65-69	1:49:19	7:53	7:27:48	8:53	5:07:31
1727		14:41:48	636	Craft, Barb		USA	USA	48	W50-54	1:23:44	8:33	7:04:40	9:24	5:55:30
1728		14:42:06	627	Wei-Haas, Lisa		USA	USA	49	W50-54	1:24:47	6:02	6:57:55	8:34	6:04:50
1729		14:42:14	829	Melo, Marcelo		BRA	BRA	207	M45-49	1:18:58	7:10	7:25:54	11:05	5:39:09
1730		14:42:24	745	Yurtin, Wayne		USA	USA	208	M45-49	1:55:07	7:07	6:41:25	13:01	5:45:47
1731		14:43:55	479	Dobson, Glenn		AUS	AUS	130	M50-54	1:38:22	8:57	6:50:46	9:24	5:56:27
1732		14:45:46	1032	Sherman, Kevin		USA	USA	234	M40-44	1:15:42	9:59	6:59:59	10:01	6:10:06
1733		14:46:02	319	Rolston, Shirley		NZL	NZL	15	W60-64	1:40:27	6:06	7:15:20	5:07	5:39:04
1734		14:46:14	454	Bryan, Kit		USA	USA	27	W55-59	1:29:08	6:58	7:20:45	9:12	5:40:11
1735		14:46:15	276	Nitschke, Garry		CAN	CAN	51	M60-64	1:41:03	9:43	6:39:24	12:28	6:03:39
1736		14:46:21	459	Bezuidenhout, Hendrika		ZAF	RSA	28	W55-59	1:19:30	10:20	7:32:06	9:40	5:34:47
1737		14:46:27	246	Gonzales, Valerie		CAN	CAN	5	W65-69	1:55:32	7:23	7:36:21	7:30	4:59:45
1738		14:46:36	1323	Webber, Simon		AUS	AUS	199	M35-39	1:18:49	4:35	6:49:42	8:05	6:25:27
1739		14:49:01	2035	Perea, Brandon		USA	USA	40	M18-24	1:11:40	5:32	6:18:33	7:24	7:05:54
1740		14:49:55	1004	Meskin, Kevin		USA	USA	235	M40-44	1:21:44	7:01	7:06:25	8:11	6:06:36
1741		14:50:27	463	Bartoletti, Marie		USA	USA	29	W55-59	1:59:19	5:44	7:24:51	8:19	5:12:17
1742		14:51:19	334	Rowe, Kate		AUS	AUS	16	W60-64	1:54:54	5:11	7:11:42	15:04	5:24:29
1743		14:51:34	897	Dretzka, Jennifer		USA	USA	60	W45-49	1:17:09	7:38	7:45:07	10:51	5:30:51
1744		14:51:53	216	Windus, Charles		USA	USA	19	M65-69	1:23:33	9:52	6:56:36	9:57	6:11:57
1745		14:53:01	537	Nugent, Gavin		AUS	AUS	131	M50-54	1:27:15	6:16	6:34:28	10:22	6:34:42
1746		14:53:17	719	Zumsteg, Peter		TWN	SUI	209	M45-49	1:54:13	6:21	6:55:40	7:24	5:49:42
1747		14:54:01	324	Defazio, Carol		USA	USA	17	W60-64	1:40:33	10:28	7:27:50	8:44	5:26:29
1748		14:54:21	1003	Kohler, Christian		USA	USA	236	M40-44	1:16:06	6:34	7:42:43	5:52	5:43:07
1749		14:55:37	1384	Jones, Craig		USA	CAN	200	M35-39	1:16:02	9:10	6:16:20	11:32	7:02:34
1750		14:55:40	2060	Trabold, Katja		SWI	SUI	23	W18-24	1:17:01	4:23	6:20:30	6:55	7:06:52
1751		14:55:52	1374	Brasher, Doug		USA	USA	201	M35-39	1:15:05	5:36	6:30:03	6:19	6:58:51
1752		14:56:04	1446	Morris, Derek		USA	USA	202	M35-39	1:35:01	7:16	5:45:19	10:24	7:18:06
1753		14:57:12	693	Colbert, Leon		AUS	AUS	210	M45-49	1:19:02	4:39	6:29:08	8:39	6:55:46
1754		14:57:23	235	Price, Jim		USA	USA	20	M65-69	1:49:32	10:50	6:41:05	12:18	6:03:40
1755		14:57:26	227	Estess, David		USA	USA	21	M65-69	1:19:37	6:40	7:38:15	8:11	5:44:44
1756		14:57:58	205	Gilbert, Neil		AUS	AUS	22	M65-69	1:46:25	12:57	6:55:14	10:56	5:52:28
1757		14:58:59	1335	Boyle, Andrew		USA	USA	203	M35-39	1:28:05	10:43	7:01:19	14:04	6:04:50
1758		14:59:05	878	Warner, Marc		USA	USA	211	M45-49	1:14:22	9:09	7:33:01	10:06	5:52:29
1759		15:00:32	165	Ottaway, Ron		USA	USA	2	M75-79	1:49:30	5:24	6:55:24	7:09	6:03:06
1760		15:00:39	679	Wheeler, Dale		USA	USA	212	M45-49	1:26:24	7:05	6:58:38	12:04	6:16:30
1761		15:02:17	206	Taube, Eric		ISR	ISR	23	M65-69	1:24:46	6:28	7:22:33	8:42	5:59:50
1762		15:02:32	341	Everitt, Denise		USA	USA	18	W60-64	1:08:48	5:04	7:08:50	8:03	6:31:49
1763		15:02:35	230	Miyokawa, Kazutoshi		JPN	JPN	24	M65-69	1:41:20	10:22	7:22:18	10:12	5:38:25
1764		15:02:55	158	Kojima, Yutaka		JPN	JPN	3	M75-79	1:27:13	8:32	7:21:46	10:04	5:55:23



# OVERALL RESULTS

Place	Bla	Time	Numbe	Lname	Fname	Cnt	Rep	Cpla	Category	Swim	Tr1	Bike	Tr2	Run
1765		15:02:59	682	Wilkins II, C.C.		USA	USA	213	M45-49	1:32:17	6:45	7:05:14	9:13	6:09:32
1766		15:06:52	418	Mugel, Jonathan		USA	USA	81	M55-59	1:35:05	11:55	7:04:12	13:19	6:02:23
1767		15:07:24	291	Budd, Dennis		USA	USA	52	M60-64	1:40:46	10:28	7:42:00	7:38	5:26:34
1768		15:08:17	938	Calloway, Diane		USA	USA	61	W45-49	1:25:02	5:39	7:25:09	10:53	6:01:36
1769		15:08:46	411	Lewis, Larry		USA	USA	82	M55-59	1:40:52	9:51	7:03:57	16:14	5:57:53
1770		15:09:59	1236	Kovacs, Eva		USA	SUI	77	W40-44	1:46:00	6:12	7:20:46	7:12	5:49:52
1771		15:10:15	201	Davis, Mount		USA	USA	25	M65-69	1:29:18	5:53	7:06:54	8:47	6:19:24
1772		15:10:23	251	Crawford, Sally		USA	USA	6	W65-69	1:20:47	4:47	7:25:00	14:42	6:05:08
1773		15:10:40	367	Harris, John		USA	USA	83	M55-59	2:00:22	18:54	7:36:32	18:08	4:56:46
1774		15:10:55	191	Ogawa, Tadayoshi		JPN	JPN	6	M70-74	1:23:17	6:58	7:43:39	7:07	5:49:57
1775		15:12:23	904	Kuran, Ivanka		USA	USA	62	W45-49	1:45:29	9:02	7:12:12	11:30	5:54:11
1776		15:13:01	864	Gurrola, George		USA	USA	214	M45-49	1:29:56	6:21	6:59:35	10:01	6:27:11
1777		15:13:20	222	Sakajiri, Hitohiko		JPN	JPN	26	M65-69	1:42:52	5:01	7:51:05	6:39	5:27:44
1778		15:13:32	174	Giroux, Edward		USA	USA	7	M70-74	1:29:38	8:36	7:12:52	9:23	6:13:04
1779		15:13:42	134	Telford, BethAnn		USA	USA	78	W40-44	1:46:12	9:49	7:49:02	9:33	5:19:08
1780		15:15:51	510	Gibbons, Robert		USA	USA	132	M50-54	1:13:34	4:41	6:48:31	8:47	7:00:21
1781		15:17:01	331	Stringer, Peggy		USA	USA	19	W60-64	1:23:41	9:59	7:26:14	8:49	6:08:20
1782		15:17:36	575	Bossis, Marc		FRA	FRA	133	M50-54	1:32:59	9:28	7:29:50	14:18	5:51:03
1783		15:18:02	178	Taki, Toyomi		JPN	JPN	8	M70-74	1:32:09	5:30	6:41:54	5:40	6:52:51
1784		15:20:12	181	Glass, Howard		USA	USA	9	M70-74	1:51:26	9:55	7:32:58	8:53	5:37:02
1785		15:20:32	493	Foster, Peter		USA	USA	134	M50-54	1:45:22	8:57	7:27:12	8:43	5:50:21
1786		15:21:28	193	Schicketanz, Helmut		GER	GER	10	M70-74	1:54:02	9:01	7:05:35	10:55	6:01:58
1787		15:21:37	464	Olshansky, Iris		ISR	ISR	30	W55-59	1:10:10	9:37	7:32:37	13:19	6:15:55
1788		15:22:06	338	Hughes, Gail A.		USA	USA	20	W60-64	1:27:28	7:07	7:10:22	13:51	6:23:21
1789		15:23:58	2041	Ballou, Dane		USA	USA	41	M18-24	1:04:47	3:51	5:34:57	8:23	8:32:01
1790		15:24:01	1082	Essar, Corey		CAN	CAN	237	M40-44	1:41:18	7:12	7:50:47	5:05	5:39:41
1791		15:24:42	1051	Essendrup, Kim		USA	USA	238	M40-44	1:35:11	7:47	7:10:58	9:28	6:21:21
1792		15:27:03	220	Resutek, Theophile		NCL	NCL	27	M65-69	1:36:45	5:38	6:49:48	8:36	6:46:19
1793		15:28:11	200	Burns, Beatrice		USA	USA	1	W70-74	1:58:28	7:27	7:30:38	9:03	5:42:37
1794		15:28:31	925	Horton, Sally		GBR	GBR	63	W45-49	1:34:46	11:00	7:41:48	10:23	5:50:35
1795		15:29:26	184	Eastwood, Raymond		USA	USA	11	M70-74	1:58:58	9:06	7:20:25	7:18	5:53:41
1796		15:30:29	724	Wessman, Robert		USA	USA	215	M45-49	1:25:08	6:15	7:25:37	5:44	6:27:47
1797		15:31:20	388	Smith, Terry		USA	USA	84	M55-59	1:29:20	10:07	7:03:23	34:45	6:13:47
1798		15:31:39	1042	Ignacio, Edward		USA	USA	239	M40-44	1:44:04	13:46	7:02:16	16:09	6:15:27
1799		15:31:57	1155	Politis, Peter		USA	USA	240	M40-44	1:49:33	7:09	7:49:59	6:07	5:39:11
1800		15:33:15	539	Reed, Jim		USA	USA	135	M50-54	1:29:42	6:35	6:59:07	13:56	6:43:57
1801		15:36:17	634	Cote, Joanna		USA	USA	50	W50-54	1:52:21	8:33	7:24:33	12:02	5:58:50
1802		15:37:11	275	Callahan, Daniel		CAN	CAN	53	M60-64	1:23:27	9:15	8:08:59	12:45	5:42:49
1803		15:37:50	505	Taylor, Stephen		AUS	AUS	136	M50-54	1:14:21	6:13	6:53:34	10:12	7:13:33
1804		15:37:59	257	Knight, David		AUS	NZL	54	M60-64	1:30:02	6:10	7:10:51	7:05	6:43:52
1805		15:38:23	406	Mahaffey, James		USA	USA	85	M55-59	1:19:09	9:32	7:27:10	11:49	6:30:45
1806		15:38:25	154	Inada, Hiromu		JPN	JPN	1	M80-84	1:49:34	11:31	7:42:08	13:22	5:41:52
1807		15:38:28	327	Rondou, Cecelia		USA	USA	21	W60-64	1:22:51	5:07	7:37:13	7:26	6:25:53
1808		15:38:35	476	Edgar, Michael		AUS	AUS	137	M50-54	1:24:34	15:21	6:39:27	16:00	7:03:15
1809		15:38:39	240	Lund, Tiare		NZL	NZL	7	W65-69	1:28:49	5:05	7:11:57	9:57	6:42:53
1810		15:40:42	177	Nishimura, Yoshiyuki		JPN	JPN	12	M70-74	1:27:55	5:37	8:12:18	7:41	5:47:13
1811		15:42:40	166	Spasojevich, Thomas		USA	USA	4	M75-79	1:46:24	11:27	7:16:41	9:33	6:18:37
1812		15:42:59	335	Sardes, Diane		USA	USA	22	W60-64	1:44:24	10:30	7:19:46	11:27	6:16:53
1813		15:43:10	687	Choy, Rick		CAN	CAN	216	M45-49	1:36:02	10:44	7:13:51	11:04	6:31:30
1814		15:43:45	211	Brito, Marinaldo		BRA	BRA	28	M65-69	2:10:52	11:07	7:27:22	10:44	5:43:43
1815		15:43:59	187	McIntosh, Don		CAN	CAN	13	M70-74	1:40:52	11:36	7:21:24	11:31	6:18:38

# OVERALL RESULTS

Place	Bla	Time	Numbe	Lname	Fname	Cnt	Rep	Cpla	Category	Swim	Tr1	Bike	Tr2	Run
1816		15:44:21	506	Anderson, Ted		AUS	AUS	138	M50-54	1:34:31	10:43	7:17:21	11:34	6:30:15
1817		15:44:46	616	Lowery, Nancy		USA	USA	51	W50-54	1:32:32	5:47	7:44:32	7:44	6:14:14
1818		15:45:44	1224	Brown, Karen		USA	USA	79	W40-44	1:52:58	8:26	7:33:40	11:43	5:58:58
1819		15:46:07	935	Haag, Susan		USA	USA	64	W45-49	1:47:02	9:00	7:10:25	13:59	6:25:43
1820		15:46:25	1293	Dixon, Tricia		USA	USA	80	W40-44	1:29:36	9:04	7:07:00	11:11	6:49:36
1821		15:47:10	318	Mountford, Jane		AUS	AUS	23	W60-64	1:19:56	7:26	7:51:13	7:36	6:21:01
1822		15:47:59	1788	DiCarlo, Jennifer		USA	USA	64	W30-34	1:16:30	8:11	7:51:51	9:57	6:21:33
1823		15:48:02	274	Butler, Barney		USA	USA	55	M60-64	1:36:08	8:46	7:52:01	11:30	5:59:38
1824		15:49:07	2070	Spartin, David		USA	USA	86	M55-59	1:38:05	7:03	7:37:13	9:13	6:17:36
1825		15:50:42	164	Silverblatt, Fredric		USA	USA	5	M75-79	1:51:05	10:29	7:45:10	10:34	5:53:25
1826		15:51:26	325	Painter, Karen		USA	USA	24	W60-64	1:40:17	9:25	7:19:30	13:21	6:28:55
1827		15:52:04	252	Seeley, David		USA	USA	56	M60-64	1:34:16	6:14	7:10:06	11:49	6:49:42
1828		15:52:10	964	David, Kristen		USA	USA	65	W45-49	1:48:11	7:19	7:07:35	14:57	6:34:11
1829		15:52:30	1521	Patel, Mona		USA	USA	80	W35-39	2:01:43	9:09	8:00:49	9:27	5:31:24
1830		15:54:16	260	Burton, Robert		USA	VEN	57	M60-64	1:44:13	7:19	6:33:16	11:32	7:17:58
1831		15:54:37	1645	Brown, Kevin		USA	USA	157	M30-34	1:44:21	22:55	7:48:55	17:01	5:41:27
1832		15:55:16	443	Parr, Sharman		AUS	AUS	31	W55-59	1:52:07	6:10	7:10:00	7:58	6:39:03
1833		15:56:44	161	Fleming, Neil		NZL	NZL	6	M75-79	1:59:51	9:31	7:21:41	8:29	6:17:13
1834		15:56:50	348	Brandon, Paul		AUS	AUS	87	M55-59	1:34:05	8:07	7:21:42	7:11	6:45:47
1835		15:57:33	262	Kearns, Warren		AUS	AUS	58	M60-64	1:22:32	8:43	7:41:53	10:21	6:34:05
1836		15:59:16	213	Wilson, David		USA	USA	29	M65-69	1:46:16	8:59	7:14:58	9:00	6:40:05
1837		15:59:34	2048	Hairsine, Caleigh		CAN	USA	24	W18-24	1:27:29	5:48	8:11:59	6:55	6:07:25
1838		16:00:06	1451	Sawaya, Bryan		USA	USA	204	M35-39	1:50:36	15:52	7:17:56	12:25	6:23:19
1839		16:00:19	185	Schwartz, Merrill		USA	USA	14	M70-74	1:54:15	7:28	7:28:22	7:58	6:22:19
1840		16:02:14	2085	Klvac, David		USA	USA	241	M40-44	1:26:57	10:25	7:15:56	12:09	6:56:49
1841		16:02:40	883	Nadolski, David		USA	USA	217	M45-49	1:41:02	6:37	7:00:20	10:49	7:03:54
1842		16:03:47	317	Cronenberg, Melodie		USA	USA	25	W60-64	1:33:51	10:12	7:23:34	13:50	6:42:21
1843		16:04:10	1020	Haas, Andrew		USA	USA	242	M40-44	1:45:34	10:17	7:38:55	10:30	6:18:57
1844		16:04:39	237	Woodworth, Cheryl		USA	USA	8	W65-69	2:05:48	6:39	7:23:58	10:44	6:17:32
1845		16:05:24	238	Carroll, Theo		USA	USA	9	W65-69	1:49:41	5:20	7:23:30	6:44	6:40:11
1846		16:06:35	501	Van Der Pol, Bill		USA	USA	139	M50-54	2:17:44	6:14	7:27:09	8:06	6:07:24
1847		16:09:05	242	Yeats, Dexter		USA	USA	10	W65-69	1:46:43	7:26	7:21:45	10:29	6:42:44
1848		16:09:27	1238	Wuebker, Ginger		USA	USA	81	W40-44	1:20:12	9:19	7:45:16	13:33	6:41:10
1849		16:09:53	344	McVey, Kathleen		USA	USA	26	W60-64	2:06:48	10:17	7:51:16	7:48	5:53:46
1850		16:10:03	379	Stephenson, Christopher		AUS	AUS	88	M55-59	1:37:26	11:09	7:31:05	12:13	6:38:12
1851		16:10:53	247	Lanting, Greetje		NLD	NED	11	W65-69	2:02:27	6:36	7:33:34	8:28	6:19:49
1852		16:11:54	170	Weber, John		USA	USA	15	M70-74	1:23:45	12:06	7:32:36	11:15	6:52:14
1853		16:11:56	192	Butler, Francis		USA	USA	16	M70-74	1:43:47	11:14	7:21:16	13:40	6:42:01
1854		16:11:57	952	Byrnes, Teresa		USA	USA	66	W45-49	1:49:48	7:05	8:18:50	6:22	5:49:54
1855		16:12:38	466	Flynn, Yvette		USA	USA	32	W55-59	1:45:27	6:45	8:26:54	7:35	5:46:00
1856		16:16:34	353	Wood, Peter		AUS	AUS	89	M55-59	1:46:09	8:25	6:57:04	9:40	7:15:17
1857		16:16:41	320	Wiebe, Sandi		USA	USA	27	W60-64	1:28:52	5:11	8:07:45	9:58	6:24:57
1858		16:20:56	248	Dondero, Joanne		USA	USA	12	W65-69	1:40:19	8:18	8:04:07	8:43	6:19:31
1859		16:21:08	1814	Kashani, Susan		USA	USA	65	W30-34	1:59:12	7:28	7:27:50	9:39	6:37:01
1860		16:21:31	907	Secretario, Joy		USA	USA	67	W45-49	2:01:28	9:13	7:58:59	9:45	6:02:09
1861		16:22:30	977	See Choong, Lee		SGP	SIN	243	M40-44	1:38:24	8:03	7:00:05	15:33	7:20:26
1862		16:22:52	2054	Sterlinge, Johanna		SWE	SWE	25	W18-24	1:45:24	4:59	7:49:37	15:39	6:27:16
1863		16:22:55	250	Campbell, Carol		USA	USA	13	W65-69	1:59:24	8:09	7:35:17	8:05	6:32:02
1864		16:23:36	316	Styles, Cathy		USA	USA	28	W60-64	1:39:09	9:00	7:41:48	17:45	6:35:56
1865		16:24:23	502	Morel, Denis		CAN	CAN	140	M50-54	1:41:14	9:16	7:45:17	11:57	6:36:41

## OVERALL RESULTS

Place	Bla	Time	Numbe	Lname	Fname	Cnt	Rep	Cpla	Category	Swim	Tr1	Bike	Tr2	Run
1866		16:25:15	218	Lim, Seok Min		KOR	KOR	30	M65-69	2:09:38	9:10	7:35:15	14:43	6:16:31
1867		16:26:58	172	Huth, Joachim		CAN	CAN	17	M70-74	1:45:42	12:14	7:29:16	14:17	6:45:31
1868		16:28:24	446	White, Shelley		USA	USA	33	W55-59	1:59:35	7:39	7:58:57	8:25	6:13:49
1869		16:28:53	228	Valdez, Bob		USA	USA	31	M65-69	2:02:39	8:23	7:13:00	8:48	6:56:05
1870		16:30:45	626	Dul, Dianne		CAN	CAN	52	W50-54	2:09:01	9:00	7:42:36	13:54	6:16:17
1871		16:32:10	536	Hudson, Tim		USA	USA	141	M50-54	1:40:10	7:49	7:29:35	13:28	7:01:10
1872		16:33:53	157	Tomita, Satoshi		JPN	JPN	7	M75-79	1:56:00	9:27	8:04:04	9:48	6:14:37
1873		16:34:35	1339	Oka, Garrett		USA	USA	205	M35-39	1:15:21	9:29	7:42:44	9:04	7:17:59
1874		16:35:27	189	Ensslen, Dick		CAN	CAN	18	M70-74	1:45:37	9:14	8:17:10	10:23	6:13:04
1875		16:38:35	1421	Paddock, Bonner		USA	USA	206	M35-39	1:24:51	11:31	8:00:02	10:44	6:51:29
1876		16:40:03	136	Verhelst, Robert		USA	USA	158	M30-34	1:13:07	6:25	7:28:59	9:21	7:42:14
1877		16:40:46	152	Roberts, Lyle		USA	USA	2	M80-84	1:57:09	6:18	7:56:48	8:15	6:32:18
1878		16:41:38	159	Laramie, Mike		USA	USA	8	M75-79	1:24:39	6:35	8:11:49	9:14	6:49:24
1879		16:42:10	204	McGrath, Les		AUS	AUS	32	M65-69	1:24:42	9:01	7:27:33	11:32	7:29:23
1880		16:45:02	162	Brown, Herb		USA	USA	9	M75-79	1:59:08	9:35	8:07:18	11:40	6:17:23
1881		16:45:52	182	Hollander, Lew		USA	USA	3	M80-84	2:09:13	7:26	7:44:47	7:29	6:36:59
1882		16:46:27	173	Sato, Fumiaki		JPN	JPN	19	M70-74	1:41:44	10:55	7:57:01	8:43	6:48:06
1883		16:50:55	209	Kelly, Colm		CAN	CAN	33	M65-69	2:04:15	7:57	8:08:57	15:15	6:14:33
1884		16:53:26	188	Farr, Jay		USA	USA	20	M70-74	1:49:28	14:31	7:47:22	12:25	6:49:42
1885		16:56:30	203	Wiltgen, Alan		USA	USA	34	M65-69	1:55:25	8:16	8:13:28	9:38	6:29:45
1886		16:59:19	169	Anderson, Harriet		USA	USA	1	W75-79	2:10:18	9:26	7:37:50	12:10	6:49:36
1887	DNF		33	Matthews, Paul		USA	AUS		MPRO	51:28	1:46	4:44:26	2:41	
1888	DNF		23	Alonso-McKernan, Clemente		ESP	ESP		MPRO	51:38	2:08	4:53:14	4:12	
1889	DNF		14	Bell, Luke		USA	AUS		MPRO	51:41	1:59	5:02:28		
1890	DNF		17	Fontana, Daniel		ITA	ITA		MPRO	51:42	1:50			
1891	DNF		5	Vanhoenacker, Marino		BEL	BEL		MPRO	52:11	2:03	4:25:50	1:58	
1892	DNF		11	McCormack, Chris		AUS	AUS		MPRO	52:34	1:43			
1893	DNF		29	Gambles, Joe		USA	USA		MPRO	52:35	1:35	4:58:08		
1894	DNF		19	Aigroz, Mike		SWI	SUI		MPRO	53:47	1:46			
1895	DNF		31	Llanos, Eneko		ESP	ESP		MPRO	53:53	2:19	5:00:41	2:14	
1896	DNF		10	Kriat, Maxim		USA	UKR		MPRO	55:17	1:47			
1897	DNF		37	Amey, Paul		USA	GBR		MPRO	55:21	1:55	4:43:35	2:18	
1898	DNF		106	Kessler, Meredith		USA	USA		WPRO	55:56	2:10	5:33:18	5:34	
1899	DNF		38	Santamaria, Alejandro		ESP	ESP		MPRO	1:01:17	1:54	5:15:07	3:46	
1900	DNF		42	Thomschke, Markus		GER	GER		MPRO	1:02:53	2:14	4:55:08	3:06	
1901	DNF		107	Beraneck, Anja		GER	GER		WPRO	1:00:02	1:55			
1902	DNF		125	Gailey, Michelle		AUS	AUS		WPRO	1:03:02	2:19			
1903	DNF		127	Csomor, Erika		HUN	HUN		WPRO	1:06:19	2:05	5:25:14	2:41	
1904	DNF		1922	Eckstein, Caine		AUS	AUS		M25-29	49:23	2:57	5:00:04	2:21	
1905	DNF		128	Sakai, Emi		JPN	JPN		WPRO	1:16:46	2:08			
1906	DNF		1695	Gardner, Andy		USA	USA		M30-34	51:49	2:32	4:58:58		
1907	DNF		1368	Simpkins, Ted		USA	USA		M35-39	53:43	2:50	5:48:23	35:25	
1908	DNF		1159	McCrohan, Alexander		USA	USA		M40-44	53:58	2:52	5:21:11		
1909	DNF		987	Evans, Tom		CAN	CAN		M40-44	54:01	2:15	4:59:44	2:54	
1910	DNF		1100	Meeker, Dennis		USA	USA		M40-44	59:10	2:42	5:08:52	5:04	
1911	DNF		1362	Newland, Jason		USA	USA		M35-39	59:28	3:17	5:38:01	7:42	
1912	DNF		1310	Brunt, Sean		AUS	AUS		M35-39	1:00:09	2:11	5:04:31	9:18	
1913	DNF		1174	Vonach, Tommy J.		AUT	AUT		M40-44	1:00:27	2:50	5:03:49	4:54	
1914	DNF		1545	Fantini, Sandra		FRA	FRA		W35-39	1:00:40	3:07	5:58:21		
1915	DNF		1233	Ford, Michelle		USA	USA		W40-44	1:01:14	3:45	5:42:24		



# OVERALL RESULTS

Place	Bla	Time	Numbe	Lname	Fname	Cnt	Rep	Cpla	Category	Swim	Tr1	Bike	Tr2	Run
1916	DNF		1412	Fitzakerley, Nathan		AUS	AUS		M35-39	1:01:30				
1917	DNF		1195	Davis, Chris		USA	USA		M40-44	1:01:31	5:54	7:20:48	29:36	
1918	DNF		926	Debonis, Jeanne		USA	USA		W45-49	1:02:13	3:02			
1919	DNF		860	Hodska, Eric		USA	USA		M45-49	1:02:48	4:06	5:17:06	6:36	
1920	DNF		1448	Inkinen, Sami		USA	FIN		M35-39	1:03:14	2:21	4:44:07	2:31	
1921	DNF		1382	Low, Charlie		AUS	GBR		M35-39	1:03:35	3:06	5:02:52	3:30	
1922	DNF		360	McDonald, Kim		USA	USA		M55-59	1:04:10	4:04	5:56:53	5:37	
1923	DNF		1815	Richardson, Shandra		USA	USA		W30-34	1:04:34	4:08			
1924	DNF		514	Holowesko, Mark		USA	BAH		M50-54	1:04:39	5:54	6:13:10		
1925	DNF		1808	Wilhelm, Andrea		USA	USA		W30-34	1:04:51	3:55	6:45:04	4:01	
1926	DNF		2062	MacPherson, Grace		AUS	AUS		W18-24	1:04:52	4:12	6:40:03	9:43	
1927	DNF		1644	Furukawa, Masaru		USA	USA		M30-34	1:05:00	4:19			
1928	DNF		1669	Schreiber, Stefan		CAN	GER		M30-34	1:05:06	4:23	5:00:46	4:09	
1929	DNF		771	Behrends, Folkert		ESP	GER		M45-49	1:05:07	2:38	5:08:27	3:42	
1930	DNF		1164	Lawton, Scott		AUS	AUS		M40-44	1:05:11	2:53	5:01:41	3:24	
1931	DNF		1732	Patterson, Stephen		USA	USA		M30-34	1:07:02	2:53	5:26:08	7:12	
1932	DNF		1194	Sandoval, Carlos		MEX	MEX		M40-44	1:07:24	3:32	5:21:27	6:17	
1933	DNF		2019	Boivin, Frederic		CAN	CAN		M18-24	1:07:47	2:43			
1934	DNF		1806	Burger, Monique		NLD	NED		W30-34	1:07:54	3:22			
1935	DNF		1790	Brown, Brooke		CAN	CAN		W30-34	1:08:11	2:21	5:18:55	2:25	
1936	DNF		788	Martin, Karl		SWI	SUI		M45-49	1:08:21	4:13	5:28:14	3:06	
1937	DNF		2043	King, Helen		AUS	AUS		W18-24	1:08:25	3:05			
1938	DNF		963	Myers, Leslie		USA	USA		W45-49	1:08:41	3:30	6:27:29	7:01	
1939	DNF		1192	Magana, Frederic		FRA	FRA		M40-44	1:09:23	4:04	5:39:03	3:53	
1940	DNF		354	Taylor, Gregory		USA	USA		M55-59	1:09:24	3:35	5:34:55	4:15	
1941	DNF		1141	Christensen, Brian		DNK	DEN		M40-44	1:09:55	4:41			
1942	DNF		1594	Florea, Shannon		USA	USA		W35-39	1:09:59	5:52	7:31:32	11:03	
1943	DNF		1124	Rideout, Ken		USA	USA		M40-44	1:10:02	3:45	5:41:38	24:56	
1944	DNF		594	Carter, Mark		GBR	GBR		M50-54	1:10:04	7:38	6:35:53	8:51	
1945	DNF		779	Ryan, Otto		CAN	CAN		M45-49	1:10:18	3:08	5:22:53	4:32	
1946	DNF		690	Labarca, Daniel		USA	CHI		M45-49	1:15:11	3:55	6:07:00	5:58	
1947	DNF		1366	Benson, Darren		HKG	AUS		M35-39	1:15:13	5:08	5:34:13	10:44	
1948	DNF		1828	Harrington, Willow		USA	USA		W30-34	1:16:36	3:22	6:03:40	3:36	
1949	DNF		969	Racela, Ricci		USA	USA		W45-49	1:17:13	4:29			
1950	DNF		268	Belt, Stephen		GBR	GBR		M60-64	1:19:03	9:26	8:44:40		
1951	DNF		822	Vetter, Thomas		GER	GER		M45-49	1:19:20	4:41			
1952	DNF		1566	Fonseca, Fernanda		BRA	BRA		W35-39	1:21:29	8:01			
1953	DNF		763	Morrison, Chris		USA	USA		M45-49	1:25:05	5:57	6:11:52		
1954	DNF		180	Nakano, Shoji		JPN	JPN		M70-74	1:25:12	7:49			
1955	DNF		243	Aydelott, Karen		USA	USA		W65-69	1:25:14	12:11	7:27:06	13:13	
1956	DNF		531	Dobko, Randy		CAN	CAN		M50-54	1:25:44	8:23	7:13:39	0:03	
1957	DNF		261	Domoney, Christopher		GBR	GBR		M60-64	1:27:55	4:29	6:11:13	4:26	
1958	DNF		284	Vrastil, Miroslav		CZE	CZE		M60-64	1:29:28	4:31	6:04:00	7:27	
1959	DNF		442	Lefevre, Chantal		USA	BEL		W55-59	1:29:34	7:41			
1960	DNF		207	Murphy, Jack		USA	USA		M65-69	1:30:22	7:15	6:46:13	7:07	
1961	DNF		197	McDowell-Cramer, Peggy		USA	USA		W70-74	1:31:23	4:06	8:18:42	5:03	
1962	DNF		620	Corbett, Carol		CAN	CAN		W50-54	1:31:37	6:48	6:23:36	25:16	
1963	DNF		803	Purrington, Peter		USA	USA		M45-49	1:35:51	11:43	7:53:23	17:54	
1964	DNF		2073	Gusman, Theresa		USA	USA		W50-54	1:39:40	6:57			
1965	DNF		149	Schmidt, Jeff		USA	USA		MPC	1:41:03	12:18	7:50:08	12:01	

# OVERALL RESULTS

Place	Bla	Time	Numbe	Lname	Fname	Cnt	Rep	Cpla	Category	Swim	Tr1	Bike	Tr2	Run
1966	DNF		176	Little, Roger		USA	USA		M70-74	1:42:25	5:57	7:21:36	7:27	
1967	DNF		496	Fink, Andreas		ITA	ITA		M50-54	1:43:57	7:27	8:01:29		
1968	DNF		1391	Bali, Fabian		AUS	AUS		M35-39	1:45:45	9:43	8:19:29	11:16	
1969	DNF		1670	Watkins, Adam		USA	USA		M30-34	1:50:13	8:52			
1970	DNF		167	Shima, Takashi		JPN	JPN		M75-79	1:53:16	13:47			
1971	DNF		144	Katz, Susan		USA	USA		FHC	1:55:44	4:45			
1972	DNF		151	Scott, Bob		USA	USA		M80-84	1:55:58	6:18	6:56:14	10:50	
1973	DNF		646	Soden, Patricia		USA	USA		W50-54	1:56:03	6:20			
1974	DNF		198	Galietta, Maryann		USA	USA		W70-74	1:56:14	8:07	8:22:49		
1975	DNF		143	Dentler, Minda		USA	USA		FHC	1:59:13	3:38			
1976	DNF		155	Buder, Madonna		USA	USA		W80-84	2:01:50	13:53			
1977	DNF		199	Gause, Chris		USA	USA		W70-74	2:02:12	6:06			
1978	DNF		245	Kawasaki, Ayako		JPN	JPN		W65-69	2:02:37	10:35			
1979	DNF		156	Brockenbrough, Roger		USA	USA		M75-79	2:10:11	9:12	7:23:17	7:44	
1980	DNF		163	Norman, Peter		GBR	GBR		M75-79	2:10:32	9:01	8:07:03		
1981	DNF		171	Fife, Jack		USA	USA		M70-74	2:19:03	9:07			
1982	DQ	12:57:00	516	Benoist, Marc		FRA	FRA	112	M50-54	1:09:54	2:55	5:27:41	9:46	6:06:47






# AGE GROUP RESULTS

## Men 18 - 24 Awards

Place	Bla	Time	Numbe	Lname	Fname	Cnt	Rep	Swim	Tr1	Bike	Tr2	Run
1		09:01:27	2001	Burton, Matt		AUS	AUS	1:00:40	2:15	4:52:23	2:28	3:03:43
2		09:13:39	2016	Baldwin, Nicholas		SEY	SEY	59:23	2:03	4:56:10	6:17	3:09:48
3		09:24:42	2003	Mock, Philipp		GER	GER	1:08:47	2:13	4:49:43	2:34	3:21:27
4		09:30:06	2009	Glibert, Christian		USA	USA	1:05:41	2:41	5:15:18	2:18	3:04:10
5		09:31:54	2025	Tejada, Raul		GTM	GUA	1:02:49	2:22	4:56:44	2:36	3:27:26
6		09:41:29	2000	Houyoux, Nicolas		BEL	BEL	1:03:02	2:26	5:09:25	2:57	3:23:41
7		09:47:14	2028	Gollach, Amos		AUS	AUS	1:07:47	4:11	5:17:29	3:15	3:14:33
8		09:48:51	2008	Saul, Eden		AUS	AUS	54:43	2:37	5:07:58	4:07	3:39:27
9		09:49:15	2030	De Zwirek, Guillaume		USA	USA	1:01:26	2:21	5:14:44	2:24	3:28:23
10		09:49:22	2026	Sander, Elias		GER	GER	1:00:07	2:22	5:13:53	4:05	3:28:57
11		09:50:57	2006	Duffy JR., Brian		USA	USA	54:48	2:14	5:18:44	2:50	3:32:22
12		09:56:43	2014	Goswell, James		AUS	AUS	55:36	2:34	5:30:06	4:06	3:24:23
13		09:57:25	2007	Van Gerwen, Tycho		BEL	BEL	58:43	3:06	5:19:39	2:51	3:33:07
14		09:58:54	2023	Hatzis, Philip		GBR	GBR	58:16	2:22	5:24:37	3:31	3:30:09
15		09:59:21	2010	Houghton, Alexander		AUS	AUS	59:15	3:07	5:16:50	2:38	3:37:33
16		10:00:40	2032	Doyon, Pierre-Marc		CAN	CAN	53:55	2:51	5:27:41	3:01	3:33:14
17		10:05:21	2022	Young, Chris		CAN	CAN	1:07:44	3:45	5:04:19	3:16	3:46:19
18		10:05:30	2012	Bergkvist, Jonas		SWE	SWE	1:02:31	2:26	5:06:44	3:04	3:50:47
19		10:08:12	2031	Wauer, Brad		AUS	AUS	58:55	2:49	5:24:19	3:24	3:38:47
20		10:10:44	2002	Owen, Christopher		USA	USA	1:03:37	4:02	5:13:25	3:38	3:46:03
21		10:10:46	2037	Rivamonte, Ryan		USA	USA	1:03:21	3:55	5:16:16	5:06	3:42:10
22		10:12:11	2017	Arnosky, Justin		USA	USA	58:23	4:24	5:25:44	3:16	3:40:26
23		10:14:39	2029	Shanks, Matthew		USA	USA	1:07:38	2:07	5:21:05	2:54	3:40:57
24		10:15:55	2013	Christensen, Gregers		DNK	DEN	1:01:43	4:28	5:03:51	3:22	4:02:33
25		10:16:49	2024	Costa Da Silva, Felipe		BRA	BRA	1:02:13	3:45	5:31:25	4:43	3:34:45
26		10:25:51	2018	Ehmke, Ross		USA	USA	1:08:09	3:34	5:15:21	3:35	3:55:14
27		10:26:12	2015	Harwin, Sean		USA	USA	1:03:41	3:45	5:17:33	3:01	3:58:15





# AGE GROUP RESULTS

Place	Bla	Time	Numbe	Lname	Fname	Cnt	Rep	Swim	Tr1	Bike	Tr2	Run
28		10:26:21	2004	Dion, Tommy		CAN	CAN	1:30:17	4:33	5:27:23	2:50	3:21:21
29		10:29:05	2020	Vandenbroucke, Sigurd		BEL	BEL	1:04:25	3:42	5:09:38	2:45	4:08:36
30		10:36:56	2021	Denis, Kevin		BEL	BEL	1:01:46	2:52	5:39:36	4:51	3:47:53
31		10:40:08	2038	Mart nez Miralles, Marc		ESP	ESP	1:00:17	4:11	5:49:21	4:02	3:42:19
32		10:44:45	2039	Frederickson, Ryan		USA	USA	53:45	3:45	5:24:21	4:06	4:18:50
33		10:57:47	2033	Hayashi, Keisuke		JPN	JPN	1:06:33	3:16	5:39:02	5:23	4:03:35
34		11:14:24	2034	Eaton, Henry		GBR	GBR	1:05:25	3:43	5:28:08	4:45	4:32:25
35		11:17:15	2005	Coon, Craig		USA	USA	1:34:41	6:53	6:12:28	6:30	3:16:45
36		11:48:46	2011	Austin, Bradford		USA	USA	1:02:26	3:38	5:57:36	3:39	4:41:28
37		12:32:34	2036	Haynes, Sebastian		USA	USA	1:04:05	3:30	5:50:47	3:06	5:31:07
38		12:46:39	2027	Fallot, Ryan		USA	USA	1:24:30	3:25	6:27:19	5:16	4:46:11
39		13:59:11	2040	Chang, Chris		USA	USA	1:04:45	5:14	6:51:20	10:14	5:47:40
40		14:49:01	2035	Perea, Brandon		USA	USA	1:11:40	5:32	6:18:33	7:24	7:05:54
41		15:23:58	2041	Ballou, Dane		USA	USA	1:04:47	3:51	5:34:57	8:23	8:32:01
42	DNF		2019	Boivin, Frederic		CAN	CAN	1:07:47	2:43			

## Men 25 - 29 Awards

Place	Bla	Time	Numbe	Lname	Fname	Cnt	Rep	Swim	Tr1	Bike	Tr2	Run
1		09:08:43	1859	Neves, Marcio		PRT	POR	1:01:04	2:46	4:57:32	2:32	3:04:50
2		09:13:18	1864	Visin, Kyle		USA	USA	58:34	1:59	5:03:43	2:21	3:06:44
3		09:14:00	1923	Farrell, Gregory		AUS	AUS	58:05	3:09	5:03:07	3:00	3:06:41
4		09:15:33	1853	Baxter, Sam		GBR	GBR	1:03:05	2:15	4:56:00	6:15	3:08:00
5		09:16:19	1863	Williams, Benjamin		USA	USA	1:03:49	2:20	5:11:21	2:20	2:56:32
6		09:16:41	1936	Gigou, Pierre-Yves		CAN	FRA	1:03:08	2:44	4:49:37	2:35	3:18:38
7		09:19:21	1879	Buckingham, Kyle		ZAF	RSA	56:03	2:17	5:08:48	2:50	3:09:25
8		09:19:54	1874	Muller, Urs		SWI	SUI	1:04:19	2:03	4:59:24	2:48	3:11:22
9		09:20:07	1880	Thorne, Joe		USA	USA	1:01:10	2:16	5:21:12	2:51	2:52:40
10		09:21:06	1854	Marcq, Julien		FRA	FRA	1:02:24	3:04	5:04:06	3:15	3:08:20
11		09:21:42	1875	Bovee, Grant		USA	USA	1:04:47	2:57	4:58:21	3:09	3:12:30
12		09:25:06	1928	Hovda, Allan		NOR	NOR	1:06:19	2:38	5:06:06	2:32	3:07:34
13		09:28:10	1894	Hemming, Taylor		USA	USA	58:07	2:30	5:11:30	2:30	3:13:37
14		09:29:27	1940	Kuefner, Sebastian		GER	GER	1:00:44	2:31	4:54:11	2:31	3:29:33
15		09:30:24	1887	Vanhee, Pieter		BEL	BEL	58:08	1:42	5:11:48	3:07	3:15:42
16		09:31:10	1878	Thomson, Scott		AUS	GBR	1:11:09	3:44	5:05:21	3:47	3:07:11
17		09:32:15	1848	Aznar Gallego, Carlos		ESP	ESP	1:05:57	2:47	5:12:40	2:44	3:08:10
18		09:35:02	1851	Maley, Joel		CAN	CAN	1:16:34	4:52	5:09:44	3:16	3:00:39
19		09:35:21	1905	Pilette, Kevin		FRA	FRA	58:25	2:47	5:00:52	2:59	3:30:21
20		09:36:39	1847	Harwell, Ryan		USA	USA	1:03:59	2:39	5:09:49	2:29	3:17:45
21		09:37:40	1935	Tweed, Spencer		USA	USA	1:04:31	3:30	5:02:29	3:41	3:23:30
22		09:39:34	1933	Epping, Matthias		GER	GER	58:38	2:40	5:09:10	2:57	3:26:11
23		09:41:25	1929	Louys, Michael		BEL	BEL	1:05:49	3:21	5:08:51	2:30	3:20:57
24		09:41:36	1862	Dziubski, Daniel		USA	USA	1:05:45	2:58	5:14:00	2:50	3:16:05
25		09:42:16	1877	Terwoord, Joshua		USA	USA	1:13:02	2:49	5:15:56	3:00	3:07:29
26		09:43:47	1908	Wall, Brad		AUS	AUS	59:22	2:24	5:13:55	2:51	3:25:17
27		09:44:14	1885	Stanton, Christopher		AUS	AUS	56:26	2:21	5:19:49	3:39	3:22:01
28		09:45:57	1918	Krecker, Martin		GER	GER	1:03:44	2:29	5:06:20	2:25	3:31:01
29		09:47:09	1871	Misawa, Yoshinori		JPN	JPN	1:04:58	5:02	5:20:34	4:55	3:11:42
30		09:47:14	1911	Goth, Tom		USA	USA	1:03:05	2:48	5:10:34	3:18	3:27:31

# AGE GROUP RESULTS

Place	Bla	Time	Numbe	Lname	Fname	Cnt	Rep	Swim	Tr1	Bike	Tr2	Run
31		09:47:40	1925	Williams, Brad		USA	USA	1:03:17	2:23	5:13:46	3:24	3:24:53
32		09:48:04	1861	Brandt-Jorgensen, Niels		DNK	DEN	1:04:31	3:48	4:54:54	3:32	3:41:22
33		09:48:35	1856	Laughery, Colin		USA	USA	1:07:44	4:38	5:13:25	4:37	3:18:13
34		09:49:45	1866	Boulain, Julien		FRA	FRA	1:14:18	2:06	5:10:32	2:29	3:20:23
35		09:51:46	1927	Curbeau, Matthew		USA	USA	1:03:53	3:12	5:11:39	3:10	3:29:55
36		09:51:57	1943	Roder, Peter		GER	GER	1:06:38	3:19	5:15:23	4:02	3:22:38
37		09:52:43	1898	Smith, Timothy		USA	NZL	1:02:35	2:48	5:04:45	2:50	3:39:46
38		09:53:16	1895	Lampe, Jethro		AUS	AUS	1:03:37	3:51	5:02:16	3:47	3:39:46
39		09:55:01	1902	Hammer, Ben		USA	USA	1:13:16	3:13	5:18:59	2:57	3:16:38
40		09:55:13	1939	Johansson, Magnus		SWE	SWE	1:04:30	2:39	5:10:56	2:53	3:34:17
41		09:55:22	1857	Johnson, Brett		AUS	AUS	1:15:17	2:36	5:24:18	4:38	3:08:35
42		09:56:50	1934	D'Ambrosia, Christopher		USA	HKG	56:25	6:18	5:31:13	4:10	3:18:47
43		09:59:04	1867	Kuryk, Russ		USA	USA	1:04:40	3:00	5:10:21	3:43	3:37:22
44		09:59:23	1845	Clemente, Bonieck		BRA	BRA	58:10	2:48	5:17:03	4:19	3:37:05
45		10:02:21	1912	Brink, Robert		USA	USA	1:02:20	2:57	5:15:42	3:42	3:37:42
46		10:04:54	1897	Sorensen, Soren		DNK	DEN	58:38	3:36	5:03:09	4:36	3:54:57
47		10:05:53	179	Riedel, Garen		USA	USA	1:12:30	3:06	5:24:06	3:43	3:22:30
48		10:06:59	1868	Thalhammer, Tom		AUT	AUT	57:51	2:38	5:22:11	4:32	3:39:49
49		10:07:45	1945	Jastrebsky, Brian		USA	USA	1:08:28	2:27	5:14:19	2:42	3:39:52
50		10:09:48	1926	Jensen, Asger		DNK	DEN	52:07	3:03	5:20:09	5:05	3:49:27
51		10:11:48	1890	Schmidt, Thomas		GER	GER	58:09	2:08	5:21:46	3:00	3:46:46
52		10:12:30	1883	Pichnoff, Peter		BRA	BRA	1:04:01	3:18	5:22:41	4:39	3:37:53
53		10:13:31	1901	Hainish, David		CAN	CAN	1:07:41	3:40	5:09:46	2:40	3:49:47
54		10:14:09	1944	Spackman, Todd		AUS	AUS	1:01:10	2:09	5:25:42	8:22	3:36:48
55		10:14:57	1910	Muhl Nikel, Marco		GER	GER	56:40	2:52	5:10:58	2:55	4:01:33
56		10:17:19	1888	Walser, Stephan		SWI	SUI	1:12:24	4:03	5:05:05	6:42	3:49:08
57		10:19:19	1892	Collins, Keith		USA	USA	1:06:20	2:49	5:26:07	3:26	3:40:39
58		10:20:16	1913	McCloskey, Paul		USA	USA	57:55	2:34	5:33:38	4:21	3:41:50
59		10:22:37	1896	Bender, Matt		USA	USA	1:08:05	4:24	5:11:25	4:48	3:53:57
60		10:22:51	1904	Mumme, Christopher		AUS	AUS	54:46	3:11	5:25:50	6:23	3:52:42
61		10:23:33	1907	Sloan, Andy		GBR	GBR	1:03:54	3:38	5:13:11	5:21	3:57:31
62		10:24:29	1941	Besen, Bruno		BRA	BRA	1:00:28	3:25	5:19:25	5:51	3:55:22
63		10:24:35	1849	Roberts, Paul		AUS	AUS	58:12	3:12	5:20:48	3:59	3:58:26
64		10:26:42	1900	Lomheim, Jason		USA	USA	1:08:02	4:42	5:25:40	6:59	3:41:21
65		10:28:09	1931	Brooks, Brendan		AUS	AUS	58:46	3:09	5:01:04	3:22	4:21:50
66		10:28:40	1873	Deveaux, Corey		CAN	CAN	1:11:07	2:48	5:40:03	3:16	3:31:27
67		10:30:33	1850	Blum, Daniel		AUT	AUT	1:05:02	3:14	5:29:21	7:17	3:45:42
68		10:32:01	1893	Bridenbaugh, Michael		USA	USA	1:05:00	3:54	5:39:00	2:55	3:41:14
69		10:36:20	1899	Delmenico, Sam		AUS	AUS	1:04:29	2:41	5:16:30	4:09	4:08:32
70		10:37:04	1865	Esmeijer, Niels		NLD	NED	1:09:57	3:31	5:30:03	4:58	3:48:36
71		10:38:39	1919	Johnston, Mark		AUS	NZL	1:07:46	3:57	5:36:44	3:23	3:46:50
72		10:38:48	1917	Emslie, Geoffrey		AUS	NZL	1:05:25	3:32	5:26:26	4:33	3:58:53
73		10:45:13	1942	Salazar, Jairo		COL	COL	58:01	3:52	5:52:43	5:01	3:45:37
74		10:49:18	1889	Oriet, Gilian		SWI	SUI	1:01:10	2:43	5:24:37	4:33	4:16:17
75		10:51:49	1915	Ebert, Henrique		BRA	BRA	55:42	2:51	5:38:36	4:20	4:10:21
76		10:52:03	1916	Jeppesen, Kenneth		DNK	DEN	1:07:30	3:55	5:24:27	4:33	4:11:40
77		10:55:22	1924	McMurrer, Justin		USA	USA	1:04:13	3:44	5:26:17	4:24	4:16:47
78		10:56:53	1903	Gonzalez, Victor		ESP	ESP	53:49	2:07	5:19:03	3:31	4:38:26
79		10:58:44	1921	Jedlicka, Jaroslav		CZE	CZE	1:08:54	4:13	5:42:29	5:37	3:57:32
80		10:59:11	1930	Hood, Matthew		AUS	AUS	53:54	2:29	5:19:55	5:20	4:37:35

# AGE GROUP RESULTS

Place	Bla	Time	Numbe	Lname	Fname	Cnt	Rep	Swim	Tr1	Bike	Tr2	Run
81		10:59:27	1884	Freimuth, Ryan		USA	USA	1:27:05	3:27	5:33:53	4:16	3:50:48
82		11:01:23	1869	O'Donnell, Jesse		USA	USA	1:07:35	3:13	5:38:02	15:03	3:57:32
83		11:11:12	1937	Herrick, Justin		USA	USA	58:50	3:28	5:35:21	5:37	4:27:58
84		11:14:31	1852	Sanches Neto, Miguel		BRA	BRA	1:10:05	4:20	5:32:18	4:47	4:23:03
85		11:16:25	1882	Astrom-Karlsson, Alexander		SWE	SWE	1:04:09	2:42	5:36:45	3:47	4:29:04
86		11:18:06	1886	Maurer, Marco		GER	GER	1:03:47	3:26	4:59:50	3:21	5:07:44
87		11:20:07	1891	Rule, Anthony		AUS	AUS	1:04:20	2:40	5:39:11	4:24	4:29:33
88		11:27:57	1909	Terry, Michael		USA	USA	1:04:55	4:04	5:42:00	3:38	4:33:24
89		11:33:46	1846	Dayondon, Odeelo		USA	USA	1:24:00	6:55	6:01:53	6:37	3:54:23
90		11:39:54	1906	Zawaski, Steven		USA	USA	1:03:23	2:36	5:12:28	6:17	5:15:12
91		11:54:38	1881	Wiedemann, Christoffer		DNK	DEN	1:16:59	3:30	5:39:49	4:42	4:49:41
92		11:55:26	1946	Spears, Michael		USA	USA	1:06:34	3:21	6:18:09	8:01	4:19:23
93		11:55:40	1920	Pulluaim, Korey		USA	USA	1:08:27	5:05	6:02:10	5:55	4:34:05
94		12:04:34	1860	Barnhart, Paul		USA	USA	1:10:57	5:24	6:10:46	6:07	4:31:23
95		12:18:15	1914	Nora, Yanis		USA	USA	1:06:06	5:44	5:50:30	8:14	5:07:44
96		12:18:24	1872	Jarvis, Jason		USA	USA	1:17:17	4:02	6:30:05	6:34	4:20:28
97		12:36:13	1855	Mangeon, Mathieu		FRA	FRA	1:08:03	4:01	5:31:50	4:12	5:48:09
98		12:45:29	1938	Hippensteel, Jonathan		USA	USA	1:15:08	4:21	6:29:17	5:08	4:51:38
99		12:53:41	140	Thompson, Mike		USA	USA	1:45:20	4:35	6:38:30	7:41	4:17:37
100		13:29:48	1858	Anderson, Colin		USA	USA	1:11:12	4:30	6:10:14	7:55	5:56:00
101		13:48:57	1870	Reiner, Philipp		AUT	AUT	1:03:00	4:09	5:11:53	3:31	7:26:27
102	DNF		1922	Eckstein, Caine		AUS	AUS	49:23	2:57	5:00:04	2:21	

## Men 30 - 34 Awards

Place	Bla	Time	Numbe	Lname	Fname	Cnt	Rep	Swim	Tr1	Bike	Tr2	Run
1		09:09:02	1681	Dietze, Mathias		GER	GER	59:12	2:45	4:53:53	2:43	3:10:32
2		09:11:23	1639	Kunath, Sven		GER	GER	1:07:04	3:07	4:53:07	3:34	3:04:33
3		09:12:38	1750	Otstot, Adam		USA	USA	1:00:02	2:42	5:08:43	2:44	2:58:28
4		09:16:46	1641	Ferreira Da Silva, Antonio		BRA	BRA	56:51	2:51	5:04:59	2:42	3:09:24
5		09:17:18	1687	Buttrick, Nathan		USA	USA	1:07:16	2:47	4:55:37	3:09	3:08:31
6		09:19:08	1756	Debil-Caux, Victor		FRA	FRA	1:02:42	3:04	4:57:15	2:19	3:13:50
7		09:21:58	1704	Limousin, Frederic		FRA	FRA	1:01:44	2:45	4:58:35	2:38	3:16:18
8		09:22:28	1629	Nastic, Igor		CHE	SUI	54:27	2:17	5:08:44	3:00	3:14:03
9		09:22:38	1630	Ashcroft, Scott		AUS	AUS	1:01:22	2:16	5:03:16	3:14	3:12:32
10		09:22:48	1762	Bresson, Jerome		CAN	CAN	1:04:51	3:03	4:56:29	2:28	3:15:59
11		09:23:19	1744	Knoepke, Daniel		GER	GER	54:02	2:35	5:08:11	2:52	3:15:41
12		09:24:32	1634	Garcia, Oscar		ARG	ARG	57:23	2:31	5:11:23	3:10	3:10:07
13		09:24:37	1723	Guirriec, Julien		FRA	FRA	1:00:42	2:36	4:59:36	2:33	3:19:11
14		09:25:08	1652	Bowe, Scott		USA	USA	54:46	2:24	5:06:46	2:36	3:18:38
15		09:25:28	1638	Armstrong, Hayden		AUS	AUS	58:03	3:27	5:05:51	2:53	3:15:17
16		09:25:48	1749	Clarke, Timothy		USA	AUS	58:04	3:11	5:06:00	3:57	3:14:37
17		09:25:56	1657	Gyula, Kis		HUN	HUN	1:00:18	2:36	5:03:46	4:21	3:14:58
18		09:26:12	1655	Rojnik, Klemen		SVN	SLO	1:01:58	2:29	5:16:26	2:30	3:02:51
19		09:26:16	1711	Vekemans, Glenn		BEL	BEL	1:07:39	2:25	4:49:34	1:50	3:24:49
20		09:26:30	1663	Holderbaum, Chad		USA	USA	1:00:07	2:22	5:02:01	2:25	3:19:37
21		09:27:02	1684	Webeck, Ben		AUS	AUS	1:04:41	2:44	5:03:26	3:02	3:13:10
22		09:27:12	1740	Byers, Todd		USA	USA	1:10:44	3:39	4:57:25	3:27	3:11:58
23		09:27:56	1767	Mueller, Frank		GER	GER	1:00:41	2:59	5:06:05	3:12	3:15:00



# AGE GROUP RESULTS

Place	Bla	Time	Numbe	Lname	Fname	Cnt	Rep	Swim	Tr1	Bike	Tr2	Run
24		09:29:56	1604	Gonzalez, Eduardo		BRA	BRA	55:40	2:32	5:08:34	4:38	3:18:34
25		09:30:03	1697	Thomsen, Rasmus		DNK	DEN	1:03:24	3:05	5:12:34	3:12	3:07:49
26		09:30:33	1636	Imhoff, Sven		GER	GER	1:07:50	2:40	4:58:09	4:36	3:17:20
27		09:31:02	1724	Lewinsky, Frederik		DNK	DEN	1:04:15	3:26	4:57:26	3:03	3:22:54
28		09:31:27	1660	Whitley, Justin		AUS	RSA	58:15	4:57	5:04:47	2:52	3:20:40
29		09:31:33	1708	Mejlby, Frederik		DNK	DEN	1:09:56	3:00	5:11:10	2:34	3:04:55
30		09:33:15	1705	Colpaert, Bart		BEL	BEL	51:41	2:00	5:09:42	2:58	3:26:57
31		09:33:46	1671	Marz, Michael		GER	GER	1:04:28	2:54	4:58:05	3:40	3:24:42
32		09:34:49	1710	Hess, Sebastian		GER	GER	1:07:34	3:05	5:01:51	2:59	3:19:23
33		09:36:16	1632	Black, Andrew		NZL	NZL	55:38	3:09	5:12:37	4:40	3:20:14
34		09:36:29	1606	Danish, Michael		USA	USA	1:06:10	3:20	5:08:20	2:35	3:16:06
35		09:36:50	1700	Gonzalez, Francisco		CHL	CHI	1:03:07	2:40	5:08:24	2:47	3:19:54
36		09:37:17	1727	Morris, David		USA	USA	1:04:15	3:21	4:50:14	2:59	3:36:31
37		09:37:32	1607	Young, Ross		AUS	AUS	1:01:58	2:49	4:58:41	4:08	3:29:58
38		09:37:35	1647	Emery, Wil		USA	USA	1:03:31	3:00	5:05:11	2:47	3:23:08
39		09:37:45	1703	Gubler, Philipp		SWI	SUI	1:03:24	2:41	5:09:46	3:25	3:18:32
40		09:38:15	1685	Vatai, Miklos		HUN	HUN	1:07:20	2:11	5:03:12	3:17	3:22:18
41		09:38:58	1755	Aitl, Stephan		GER	GER	1:07:11	3:34	5:06:00	3:37	3:18:38
42		09:39:06	1722	Smith, Reilly		USA	USA	1:03:19	2:48	4:53:05	2:42	3:37:13
43		09:39:28	1729	Rohleder, Michael		GER	GER	1:01:58	3:27	4:58:49	3:16	3:32:00
44		09:39:38	1615	Christenson, B.J.		USA	USA	56:34	2:05	5:21:08	3:28	3:16:24
45		09:40:25	1691	Chesson, James		USA	USA	1:03:25	2:13	5:05:43	2:15	3:26:51
46		09:40:33	1643	Baltazar, Rodrigo		PRT	POR	1:00:39	2:54	5:15:55	4:13	3:16:54
47		09:41:23	1746	McGilvray, Angus		AUS	AUS	1:04:19	4:05	5:11:18	2:54	3:18:48
48		09:43:31	1692	Look, Jan-Caspar		GER	GER	1:07:05	2:40	5:09:24	2:49	3:21:35
49		09:44:29	1635	Ratschke, Gerald		AUT	AUT	1:08:10	2:45	5:16:53	3:47	3:12:56
50		09:45:45	1642	Cornman, Jeremy		USA	USA	1:01:28	2:46	5:02:19	2:39	3:36:35
51		09:46:02	1731	McParland, Daniel		GBR	GBR	1:04:21	2:42	5:08:55	3:01	3:27:05
52		09:46:04	1667	Leitner, Stefan		AUT	AUT	1:04:40	3:22	5:12:36	4:52	3:20:37
53		09:46:50	1608	Nuttman, Jason		AUS	AUS	58:48	3:46	5:16:00	6:07	3:22:11
54		09:47:04	1610	Becquart, Bart		BEL	BEL	1:04:16	2:27	4:57:41	2:55	3:39:47
55		09:47:17	1679	Garcia, Rafael		BRA	BRA	1:09:46	3:13	5:14:57	3:05	3:16:17
56		09:47:18	1715	O'Brien, Michael		IRL	IRL	1:11:37	3:36	5:14:11	4:34	3:13:23
57		09:47:58	1640	Molesworth, Timothy		AUS	AUS	1:12:07	3:48	5:11:03	4:36	3:16:25
58		09:48:13	1753	Menuci, Thiago		BRA	BRA	54:49	2:27	5:12:34	3:52	3:34:34
59		09:49:08	1656	Studer, Gregor		SWI	SUI	1:03:33	2:40	5:19:02	8:24	3:15:33
60		09:49:20	1676	McBurney, Brent		USA	USA	1:08:16	2:42	5:12:41	2:13	3:23:30
61		09:49:54	1688	Norberg, Olof		SWE	SWE	1:07:43	3:24	5:03:47	7:20	3:27:42
62		09:50:40	1699	Lingor, Ryan		USA	USA	1:07:49	2:32	5:08:19	2:52	3:29:11
63		09:51:01	1612	Burkhardt, Andreas		AUT	AUT	1:14:31	2:46	5:20:01	2:56	3:10:50
64		09:51:31	1680	Herve, Steve		FXX	FRA	1:00:40	2:31	5:14:35	3:35	3:30:13
65		09:51:36	1752	Takenaka, Alexandre		BRA	BRA	57:57	2:38	5:15:05	4:56	3:31:01
66		09:51:40	1734	Mertens, Andy		BEL	BEL	1:03:56	3:29	4:56:24	2:19	3:45:34
67		09:52:32	1603	Maurer, Dominic		SWI	SUI	1:04:25	3:52	5:04:09	3:18	3:36:49
68		09:52:48	1602	Tribendis, Ron		USA	USA	58:36	2:41	5:12:37	3:53	3:35:04
69		09:52:56	1713	Heger, Christian		GER	GER	1:15:02	3:07	5:17:18	3:48	3:13:44
70		09:53:22	1689	Waters, Scott		AUS	AUS	1:08:12	3:27	5:11:00	5:21	3:25:25
71		09:53:44	1662	Dolan, Liam		IRL	IRL	1:35:24	2:56	4:54:17	2:45	3:18:24
72		09:54:07	1675	Starkey, Michael		USA	USA	1:05:09	3:28	5:20:27	3:02	3:22:03
73		09:54:11	1648	Baelus, Dirk		BEL	BEL	1:08:49	3:55	5:12:27	4:07	3:24:55
74		09:55:03	1764	Lavaut, Raoul		FRA	FRA	59:37	2:43	5:01:46	3:28	3:47:30

# AGE GROUP RESULTS

Place	Bla	Time	Numbe	Lname	Fname	Cnt	Rep	Swim	Tr1	Bike	Tr2	Run
75		09:55:17	1717	Nyberg, Anders		DNK	DEN	1:18:28	3:46	5:11:56	3:34	3:17:36
76		09:55:37	1720	Brown, James		GBR	GBR	1:11:08	2:43	5:12:25	2:34	3:26:48
77		09:55:52	1672	Smith, Kenrick		USA	USA	1:00:16	2:57	5:29:52	2:34	3:20:15
78		09:56:21	1766	Isabella, Bennett		USA	USA	1:09:28	3:33	5:06:35	4:10	3:32:37
79		09:57:38	1714	Keitzel, Gunnar		GER	GER	1:12:06	3:05	5:19:06	4:48	3:18:36
80		09:58:10	1696	Coleman, Matthew		USA	USA	58:42	2:59	5:16:37	4:19	3:35:35
81		09:59:44	1605	Perez, Francisco		BRA	BRA	1:07:43	3:03	5:22:44	3:14	3:23:02
82		09:59:57	1725	Neto, Brasilio		BRA	BRA	57:49	2:48	5:32:48	4:31	3:22:04
83		10:00:15	1743	Hauschildt, Jared		AUS	AUS	1:04:05	3:47	5:40:26	3:49	3:08:09
84		10:00:57	1622	Veldeman, Stijn		BEL	BEL	1:05:50	3:28	5:31:00	3:09	3:17:33
85		10:00:57	1751	Veldeman, Toon		BEL	BEL	1:03:58	3:43	5:30:29	3:17	3:19:31
86		10:01:38	1701	Meer, Benjamin		USA	USA	1:06:17	4:14	5:19:37	4:34	3:26:58
87		10:01:53	1726	Smith, Jeff		USA	USA	58:51	3:05	5:25:47	4:37	3:29:35
88		10:02:06	1754	Lapinski, Rick		USA	USA	1:07:04	3:04	5:08:07	2:53	3:41:00
89		10:04:11	1748	Yamamoto, Shinji		JPN	JPN	1:08:58	4:16	5:25:03	4:47	3:21:09
90		10:04:49	1706	Manczak, Brad		AUS	AUS	1:12:57	3:52	5:11:58	4:03	3:32:01
91		10:07:35	1621	Veldeman, Stefaan		BEL	BEL	1:00:48	3:56	5:33:26	4:15	3:25:12
92		10:08:08	1759	Jakubicek, Jan		CZE	CZE	58:48	3:12	5:26:18	5:27	3:34:25
93		10:08:56	1768	Johnston, Robert		AUS	AUS	1:04:22	2:50	5:28:13	2:59	3:30:33
94		10:09:15	1757	Hartkopf, Daniel		BEL	BEL	1:00:46	2:40	5:17:46	8:13	3:39:51
95		10:09:21	1735	Falsarella, Rafael		BRA	BRA	1:08:40	5:56	5:14:22	4:36	3:35:49
96		10:10:50	1690	Marcolino, Eduardo		BRA	BRA	1:03:12	3:48	5:20:26	4:14	3:39:12
97		10:12:53	1809	Iseli, Marco		SWI	SUI	58:43	3:40	5:13:21	3:59	3:53:11
98		10:13:04	1609	Lavin, Mark		USA	USA	1:08:51	4:52	5:16:43	4:50	3:37:50
99		10:15:55	1624	Schmitt, Craig		CAN	CAN	1:21:35	3:20	5:23:45	5:05	3:22:12
100		10:16:06	1631	Rocheteau, Yann		FRA	FRA	1:01:57	2:59	5:36:59	2:50	3:31:23
101		10:16:08	1758	Sanchez, Mauricio		MEX	MEX	1:10:56	3:43	5:25:26	4:04	3:32:01
102		10:16:40	1674	Linseman, Joe		CAN	CAN	1:04:27	3:44	5:36:58	4:09	3:27:24
103		10:16:53	1702	Craft, Matt		AUS	AUS	1:00:51	2:46	5:09:19	3:19	4:00:40
104		10:17:07	1737	Jossi, Sebastien		SWI	SUI	1:03:20	3:29	5:13:06	2:52	3:54:23
105		10:19:01	1633	Bartoszewski, Dave		USA	USA	1:03:44	3:06	5:35:05	3:09	3:33:59
106		10:20:10	1620	Skollerud, Bjorn		NOR	NOR	58:13	3:55	5:12:28	4:29	4:01:07
107		10:20:28	1666	Hulbert, Dirk		SWI	GER	56:34	3:17	5:41:45	3:40	3:35:15
108		10:20:52	1728	Foster, Patricio		ARG	ARG	1:08:02	3:30	5:34:52	5:50	3:28:41
109		10:21:25	1712	Welsh, Ben		AUS	AUS	1:02:37	4:11	5:18:22	4:04	3:52:13
110		10:21:33	1653	Sek, David		USA	USA	1:01:35	6:33	5:31:07	4:23	3:37:56
111		10:23:15	1617	Wagner, Juergen		AUT	AUT	1:10:07	5:09	5:21:04	2:52	3:44:05
112		10:23:48	1627	Coppock, Xavier		AUS	AUS	1:05:10	3:02	4:47:11	2:30	4:25:56
113		10:25:22	1628	Salmon, Andrew		USA	USA	1:09:58	4:07	5:46:35	3:12	3:21:33
114		10:25:36	1719	Grundmann, Daniel		AUT	AUT	1:03:14	3:27	5:31:38	3:16	3:44:03
115		10:25:42	1611	Carpenter, Tim		AUS	AUS	1:10:45	3:42	5:23:14	4:18	3:43:45
116		10:25:54	1646	Hotter, Ronald		AUT	AUT	1:01:37	3:03	5:26:46	4:58	3:49:32
117		10:26:33	1626	Porta, Matthew		AUS	AUS	1:05:58	4:52	5:27:46	4:31	3:43:29
118		10:26:51	1625	Nowak, Doug		USA	USA	1:09:49	3:03	5:08:24	4:35	4:01:03
119		10:27:09	1709	Valente, Roberto		BRA	BRA	1:03:13	6:49	5:21:45	5:54	3:49:30
120		10:27:18	1716	Peck, Hugh		AUS	AUS	1:06:49	3:22	5:14:57	4:18	3:57:54
121		10:28:03	1658	Opazo, Edgardo		CHL	CHI	1:00:45	4:04	5:32:47	4:47	3:45:43
122		10:29:13	1673	Crisp, Jason		USA	USA	1:09:54	5:26	5:37:22	5:05	3:31:28
123		10:29:56	1739	Faria, Marcos		BRA	BRA	58:06	3:28	5:29:04	4:36	3:54:44
124		10:32:52	1730	Hausman, Charley		USA	USA	1:19:31	4:22	5:25:35	6:41	3:36:44
125		10:33:04	1763	Pedersen, Bjorn		DNK	DEN	1:18:18	5:34	5:13:23	4:38	3:51:14

# AGE GROUP RESULTS

Place	Bla	Time	Numbe	Lname	Fname	Cnt	Rep	Swim	Tr1	Bike	Tr2	Run
126		10:33:07	1651	Vernon III, Robert		USA	USA	1:08:17	4:03	6:01:51	3:12	3:15:46
127		10:33:30	1765	Welch, Michael		USA	USA	1:12:12	2:24	5:20:59	3:03	3:54:54
128		10:34:08	1693	Sajner, David		CZE	CZE	1:10:15	4:11	5:16:06	6:11	3:57:28
129		10:36:35	1694	Stahlkopf, Sebastian		GER	GER	1:12:27	3:45	6:02:54	3:19	3:14:12
130		10:40:13	1664	Vaughn, Josh		USA	USA	1:03:21	3:31	5:26:33	4:11	4:02:37
131		10:43:13	1677	Veldhoen, Nathan		CAN	CAN	1:00:42	5:20	5:24:03	4:40	4:08:31
132		10:43:44	1741	Riley, Paul		USA	USA	1:14:20	5:48	5:55:57	3:46	3:23:54
133		10:44:00	1683	Peterson, Robert		USA	USA	1:14:58	3:39	5:30:42	3:57	3:50:46
134		10:51:32	137	Murray, Brady		USA	USA	1:19:42	3:36	5:33:48	3:16	3:51:12
135		10:52:17	1623	De Mulder, Diedrik		BEL	BEL	1:26:15	4:54	5:31:41	4:42	3:44:46
136		10:53:31	1747	Strater, Bradford		USA	USA	1:14:15	5:11	5:20:26	4:51	4:08:50
137		10:57:05	1668	Murphy, Phillip		GBR	GBR	1:04:17	4:20	5:30:45	5:36	4:12:09
138		10:57:25	1682	Costa, Joao		BRA	BRA	1:02:04	2:33	5:58:54	12:49	3:41:07
139		10:58:50	1718	Scrafford, Daniel		USA	USA	1:19:21	3:16	5:41:47	5:43	3:48:46
140		11:01:54	1742	Cook, Colin		USA	USA	1:11:06	3:35	5:58:59	3:36	3:44:38
141		11:04:14	1618	Funk, Travis		USA	USA	1:13:48	3:47	5:32:32	3:24	4:10:47
142		11:11:35	1613	Egger, Markus		AUT	AUT	1:11:12	4:21	6:31:50	5:01	3:19:12
143		11:34:41	1661	Klobuchar Jr., Richard		USA	USA	1:22:16	4:40	5:59:21	5:18	4:03:09
144		11:43:36	1686	Borssen, Jojje		SWE	SWE	1:18:25	5:57	6:04:00	7:02	4:08:15
145		11:45:25	1760	Droell, Martin		GER	GER	1:01:29	2:36	5:19:28	2:20	5:19:34
146		11:46:33	1654	Ureta, Pablo		SWI	ARG	58:08	2:01	5:09:34	6:39	5:30:12
147		12:00:43	1678	Bevan, Ben		AUS	AUS	1:04:21	3:36	5:23:07	5:12	5:24:29
148		12:05:51	1707	Webber, Gavin		AUS	AUS	1:10:50	4:27	5:45:21	7:48	4:57:26
149		12:10:19	1665	Bosman, Niel		AUS	RSA	1:12:27	4:04	6:25:06	4:54	4:23:51
150		12:14:10	1698	Scibor, David		USA	USA	1:33:47	5:15	6:10:59	5:56	4:18:14
151		12:31:00	1637	Makelainen, Jarmo		FIN	FIN	59:30	2:14	6:19:57	8:07	5:01:13
152		12:34:38	1614	Withrow, Jeremy		USA	USA	1:34:09	5:29	5:57:08	6:59	4:50:55
153		12:48:03	1616	Dibildox, Jorge		MEX	MEX	1:25:58	9:02	6:26:18	9:13	4:37:34
154		13:47:57	1736	Ho'omana, Alika		USA	USA	1:16:53	10:37	7:13:20	9:15	4:57:54
155		13:53:53	1650	Pangaro, Jeffrey		USA	USA	1:26:04	7:12	6:48:58	8:41	5:23:00
156		14:25:56	1721	Navarro, Alberto		USA	ECU	1:27:48	5:20	6:48:46	6:50	5:57:13
157		15:54:37	1645	Brown, Kevin		USA	USA	1:44:21	22:55	7:48:55	17:01	5:41:27
158		16:40:03	136	Verhelst, Robert		USA	USA	1:13:07	6:25	7:28:59	9:21	7:42:14
159	DNF		1695	Gardner, Andy		USA	USA	51:49	2:32	4:58:58		
160	DNF		1644	Furukawa, Masaru		USA	USA	1:05:00	4:19			
161	DNF		1669	Schreiber, Stefan		CAN	GER	1:05:06	4:23	5:00:46	4:09	
162	DNF		1732	Patterson, Stephen		USA	USA	1:07:02	2:53	5:26:08	7:12	
163	DNF		1670	Watkins, Adam		USA	USA	1:50:13	8:52			

## Men 35 - 39 Awards

Place	Bla	Time	Numbe	Lname	Fname	Cnt	Rep	Swim	Tr1	Bike	Tr2	Run
1		09:06:09	1410	Gyde, Sam		BEL	CAN	1:12:02	3:09	4:43:46	2:20	3:04:54
2		09:10:09	1334	Cascio, Jamie		CHE	SWI	1:01:59	2:46	4:56:57	2:33	3:05:55
3		09:12:03	1432	Hume, Sam		AUS	AUS	54:33	2:36	5:09:34	2:42	3:02:39
4		09:14:09	1485	Sloan, Chuck		USA	USA	1:01:18	3:44	5:04:31	2:49	3:01:49
5		09:16:59	1459	Johnson, Steve		USA	USA	1:03:21	2:59	4:58:43	2:30	3:09:29
6		09:17:26	1403	Bell, Ben		AUS	AUS	58:07	2:05	5:12:43	2:02	3:02:31
7		09:19:43	1477	Argouet-Noclain, Christoph		FRA	FRA	1:04:47	2:33	4:59:27	3:06	3:09:53
8		09:20:10	1458	Madsen, Jesper		DNK	DEN	1:02:41	2:53	5:04:23	3:07	3:07:07



# AGE GROUP RESULTS

Place	Bla	Time	Numbe	Lname	Fname	Cnt	Rep	Swim	Tr1	Bike	Tr2	Run
9		09:20:40	1499	Stutz, Reto		SWI	SUI	1:02:09	3:15	4:46:33	3:10	3:25:36
10		09:21:38	1399	Cervantes Islas, Eligio		MEX	MEX	55:45	1:58	5:09:38	2:44	3:11:35
11		09:25:16	1435	Cordovez, Pedro		PAN	PAN	1:00:44	2:32	5:03:35	4:16	3:14:11
12		09:25:38	1508	Sleutel, Frederik		BEL	BEL	1:11:05	3:36	5:03:06	2:48	3:05:05
13		09:26:26	1342	Richardson, Aaron		AUS	AUS	1:03:51	2:32	4:58:44	3:34	3:17:47
14		09:26:40	1315	Howse, Andrew		NZL	NZL	1:03:48	2:02	5:05:46	2:15	3:12:50
15		09:28:18	1387	Hola, Tim		USA	USA	54:25	2:37	5:17:49	4:36	3:08:52
16		09:29:14	1392	Houzelle, Fabrice		FRA	FRA	1:06:02	2:43	5:08:49	3:04	3:08:37
17		09:29:42	1376	Lipscomb, Andrew		USA	USA	1:06:59	3:15	5:10:40	2:57	3:05:53
18		09:29:43	1514	Trujano, Alfredo		PAN	MEX	1:11:34	3:36	4:56:35	2:28	3:15:32
19		09:29:51	1371	Muldoon, Martin		IRL	IRL	1:07:11	3:09	5:10:19	3:22	3:05:52
20		09:30:03	1329	Wijnalda, Dirk		NLD	NED	1:06:25	2:26	4:59:02	2:20	3:19:52
21		09:30:40	1373	Hagen, Bernd		GER	GER	1:07:37	3:19	5:04:06	3:35	3:12:05
22		09:31:42	1354	Schniertshauer, Rainer		GER	GER	1:04:03	3:14	5:04:58	3:42	3:15:46
23		09:32:40	1390	Alfaro, Fernando		PAN	PAN	56:06	2:10	5:16:41	3:19	3:14:27
24		09:32:54	1336	Hilton, Robert		USA	USA	1:09:43	3:56	5:01:38	3:27	3:14:11
25		09:33:40	1436	Rae, Matt		AUS	AUS	1:04:54	4:34	5:11:01	2:53	3:10:20
26		09:34:37	1483	Huster, Daniel		GER	GER	1:04:37	2:40	5:01:13	2:43	3:23:25
27		09:35:06	1444	Seidl, Wolfgang		AUT	AUT	1:08:28	3:44	4:59:07	7:51	3:15:57
28		09:35:35	1324	Mini o, Miguel		ESP	ESP	1:11:10	2:47	5:07:19	4:31	3:09:51
29		09:36:20	1439	Niemeyer, Shane		USA	USA	1:02:30	3:14	4:58:14	3:08	3:29:17
30		09:36:34	1422	Thonsgaard, Kenneth		DNK	DEN	1:06:13	3:05	5:01:01	3:22	3:22:55
31		09:36:47	1325	Wallimann, Patrick		SWI	SUI	1:04:43	3:37	4:58:25	3:13	3:26:51
32		09:37:18	1406	Gadzinski, Mike		USA	USA	55:49	2:26	5:00:38	5:03	3:33:24
33		09:37:20	1516	Natoli, Stephen		AUS	AUS	1:07:34	3:18	5:11:16	2:37	3:12:37
34		09:37:24	1407	Dau, Damien		AUS	AUS	1:01:17	2:50	5:13:30	3:02	3:16:48
35		09:37:38	1455	Hjortlund, Anders		DNK	DEN	1:06:31	4:09	5:11:35	2:37	3:12:48
36		09:37:55	1353	Zavala, Hector		MEX	MEX	1:00:41	2:55	5:08:33	2:44	3:23:04
37		09:38:21	1494	Santos, Fabiano		BRA	BRA	56:54	2:36	5:09:43	3:00	3:26:10
38		09:39:02	1481	Martinou, Laurent		FRA	FRA	1:02:16	2:25	5:10:26	4:38	3:19:19
39		09:39:15	1515	O'Gorman, Ivan		IRL	IRL	1:19:40	2:28	5:07:52	3:07	3:06:12
40		09:39:30	1431	Guibert, Arnaud		FRA	FRA	1:01:55	3:20	5:10:31	2:50	3:20:56
41		09:39:53	1503	Lietaert, Dave		BEL	BEL	1:07:29	3:11	5:02:46	2:53	3:23:36
42		09:39:59	1416	Ledermann, Alfred		SWI	GER	1:07:38	3:55	5:10:49	2:42	3:14:57
43		09:41:00	1395	Rose, Matthew		USA	USA	54:39	3:25	5:12:56	4:15	3:25:46
44		09:41:08	1479	Van Biervliet, Karl		BEL	BEL	1:04:48	2:50	5:04:04	3:42	3:25:45
45		09:42:31	1424	Zucco, Adam		USA	USA	59:57	4:08	5:06:21	5:55	3:26:12
46		09:42:34	1361	Nikolopoulos, Alexander		GER	GRE	1:09:56	3:23	4:53:18	4:05	3:31:55
47		09:42:57	1404	Beyeler, Nicolas		SWI	SUI	1:01:46	2:46	4:57:56	2:24	3:38:07
48		09:43:41	1447	Gillodts, Guillaume		FRA	FRA	1:00:12	2:52	5:15:08	3:54	3:21:37
49		09:43:56	1487	Janousek, Martin		GER	GER	55:34	2:32	5:18:52	4:05	3:22:55
50		09:44:00	1308	Martin, Owen		IRL	IRL	1:11:19	5:59	5:10:24	4:35	3:11:46
51		09:44:07	1386	Rosas, Javier		MEX	MEX	58:12	2:54	5:16:34	3:26	3:23:02
52		09:45:15	1351	Knox, Allister		USA	USA	1:04:23	3:41	5:14:05	2:52	3:20:16
53		09:45:43	1450	Malo, Simon		CAN	CAN	1:00:58	2:45	5:03:03	3:21	3:35:38
54		09:46:05	1460	Guy, Steve		AUS	AUS	1:04:23	4:08	5:25:18	4:12	3:08:07
55		09:46:57	1377	Weckerle, Michael		GER	GER	1:07:48	3:11	5:04:40	3:35	3:27:44
56		09:47:13	1498	Webster, Benjamin		AUS	AUS	1:01:27	2:54	5:15:00	3:24	3:24:29
57		09:47:22	1344	Huyberechts, Nico		BEL	BEL	1:11:05	3:23	5:02:02	4:06	3:26:48
58		09:48:43	1414	Tesar, Bernd		AUT	AUT	58:43	2:28	5:08:30	5:42	3:33:23
59		09:49:08	1309	Raspanti, Christian		ARG	ARG	1:08:45	2:57	5:15:37	2:59	3:18:51

# AGE GROUP RESULTS

Place	Bla	Time	Numbe	Lname	Fname	Cnt	Rep	Swim	Tr1	Bike	Tr2	Run
60		09:49:32	1506	Sickert, Rajko		GER	GER	1:04:56	3:31	5:11:35	3:26	3:26:06
61		09:49:51	1425	Brace, Bob		AUS	AUS	1:02:34	3:38	5:10:24	3:26	3:29:50
62		09:49:56	1468	Lawson, Adrian		CAN	CAN	1:16:39	3:17	5:04:21	2:42	3:23:00
63		09:50:36	1389	Garcia, Ricardo		USA	ARG	1:05:51	2:53	5:18:39	2:46	3:20:28
64		09:50:46	1321	Van Zyl, Anton		USA	USA	1:03:38	2:37	5:26:27	3:37	3:14:29
65		09:50:50	1501	Tootell, Jared		USA	USA	1:00:46	4:41	5:25:30	3:33	3:16:23
66		09:52:05	1356	Menendez De Luarda, Jaime		ESP	ESP	1:00:48	2:30	5:14:01	3:32	3:31:16
67		09:52:44	1333	Pokress, Matt		USA	USA	1:03:55	3:36	5:16:26	5:13	3:23:36
68		09:53:06	1437	Crossingham, Daniel		AUS	AUS	1:04:24	3:35	5:07:57	4:47	3:32:26
69		09:53:38	1319	Alleckson, Aleck		USA	USA	1:00:21	3:03	5:21:53	3:00	3:25:23
70		09:53:39	1413	Gibney, Conan		GBR	GBR	1:06:59	4:29	5:22:07	3:45	3:16:21
71		09:54:17	1497	McArthur, Colin		CAN	CAN	1:07:46	3:52	5:21:32	3:08	3:18:02
72		09:54:48	1317	Gimenes, Marco		BRA	BRA	1:14:58	3:36	5:10:28	5:31	3:20:18
73		09:55:17	1500	Trampedach, Thomas		DNK	DEN	1:11:06	4:09	5:12:39	3:20	3:24:06
74		09:55:21	1507	Cook, Aaron		AUS	AUS	54:42	2:22	5:15:55	2:59	3:39:25
75		09:55:21	1419	Auditore, Chris		AUS	AUS	58:37	3:09	5:14:52	3:57	3:34:47
76		09:55:55	1349	Schuster, Mike		GER	GER	1:05:16	3:09	5:08:09	3:29	3:35:53
77		09:57:29	1394	Graca, Jose		BRA	BRA	1:03:32	4:54	5:25:49	2:59	3:20:17
78		09:57:59	1423	Watkins, Garren		USA	USA	58:29	2:35	5:12:35	3:11	3:41:12
79		10:00:16	1493	Genin, Stephane		FXX	FRA	1:09:32	3:44	5:34:14	3:48	3:09:01
80		10:00:33	1518	Peiretti, Javier		ARG	ARG	1:04:18	2:23	5:14:08	2:59	3:36:47
81		10:00:38	1348	Jost, Andre`		GER	GER	56:14	3:15	5:18:52	5:13	3:37:06
82		10:00:59	1474	Smith, Matt		USA	USA	1:01:17	2:43	5:21:30	3:51	3:31:40
83		10:01:23	1322	Goodlad, Martin		GBR	GBR	1:02:12	2:34	5:13:52	3:05	3:39:42
84		10:01:31	1472	Cunningham, Per		GBR	GBR	1:06:42	4:39	5:22:54	3:03	3:24:14
85		10:01:34	1388	Oom, Peter		SWE	SWE	1:06:57	3:12	5:01:53	3:55	3:45:39
86		10:04:47	1442	Metz, Pete		USA	USA	1:08:00	3:20	5:11:51	4:12	3:37:26
87		10:04:51	1452	Brauer, Brendon		AUS	AUS	1:07:56	5:25	5:11:18	5:40	3:34:33
88		10:05:12	1328	Marquardt, Jesse		USA	USA	1:11:37	4:35	5:20:54	3:20	3:24:47
89		10:05:25	1495	Szumiec, Lukasz		POL	POL	1:16:09	4:11	5:11:41	5:13	3:28:13
90		10:06:22	1327	Birch, Leigh		AUS	AUS	58:10	2:31	5:28:16	3:54	3:33:33
91		10:06:37	1415	Snoble, Anthony		USA	USA	1:01:29	3:03	5:23:56	4:48	3:33:24
92		10:07:13	1441	Riedl, Jens		GER	GER	1:10:12	3:42	5:22:48	2:20	3:28:13
93		10:07:24	1417	Allan, Ollie		AUS	AUS	1:05:41	3:51	5:18:56	3:29	3:35:29
94		10:07:27	1509	Whitman, Austin		USA	USA	1:10:59	3:49	5:12:44	3:43	3:36:13
95		10:07:38	1426	Tully, Sean		AUS	AUS	1:10:58	4:01	5:15:59	3:21	3:33:22
96		10:07:53	1370	Van Dooren, Dieter		BEL	BEL	1:08:04	2:22	5:16:43	7:22	3:33:24
97		10:08:25	1492	Heilig, Andrej		GER	GER	1:03:27	3:35	5:21:19	3:28	3:36:38
98		10:08:53	1438	Johnson, Dean		USA	GBR	1:10:46	3:26	5:25:48	3:18	3:25:37
99		10:09:27	1331	Anderson, Stuart		GBR	GBR	1:04:48	3:17	5:02:40	21:42	3:37:03
100		10:09:43	1402	Fourmont, Benoit		MTQ	MTQ	1:11:10	4:38	5:26:33	6:38	3:20:47
101		10:09:59	1316	Terzi, Christophe		FRA	FRA	1:04:31	2:39	5:08:32	3:48	3:50:32
102		10:11:00	1337	Friend, Simon		AUS	AUS	1:01:33	3:18	5:18:37	3:36	3:43:59
103		10:11:17	1475	Grichting, Waldemar		SWI	SUI	1:08:36	3:37	5:22:20	5:29	3:31:17
104		10:11:36	1510	Green, David		AUS	AUS	1:10:02	4:26	5:12:23	3:52	3:40:56
105		10:11:50	1490	Chapchnikoff, Martin		ARG	ARG	1:02:02	2:52	5:13:15	3:47	3:49:57
106		10:12:18	1453	Kenney, Eric		USA	USA	58:35	2:26	5:16:33	3:00	3:51:47
107		10:12:19	1482	Haverl, Marco		NOR	AUT	1:08:43	5:46	5:24:15	4:30	3:29:08
108		10:12:34	1314	Howarth, Richard		GBR	GBR	55:41	2:37	5:21:31	3:34	3:49:13
109		10:13:23	1405	Meier, Michael		SWI	SUI	1:09:53	2:47	5:20:49	4:00	3:35:56
110		10:13:37	1343	Jenkins, John		USA	USA	1:03:36	5:02	5:26:31	4:26	3:34:03

# AGE GROUP RESULTS

Place	Bla	Time	Numbe	Lname	Fname	Cnt	Rep	Swim	Tr1	Bike	Tr2	Run
111		10:14:45	1502	Macel, Jakub		CAN	CAN	59:32	3:50	5:09:01	4:47	3:57:37
112		10:15:29	1341	Underwood, Julian		USA	USA	1:04:58	4:39	5:30:30	7:46	3:27:38
113		10:15:50	1486	Woolston, Spencer		USA	USA	1:11:03	3:15	5:06:07	3:26	3:52:02
114		10:16:18	1489	Svensson, David		SWE	SWE	1:10:41	2:45	4:59:41	7:05	3:56:09
115		10:16:28	1359	McCann, Patrick		USA	USA	1:08:34	2:39	5:14:23	4:46	3:46:07
116		10:16:43	1332	Sovierzoski, Eduardo		BRA	BRA	1:08:47	3:48	5:29:23	3:37	3:31:10
117		10:18:13	1513	Gonzalez Alvarez, Daniel		ESP	ESP	1:08:03	3:19	5:15:31	3:52	3:47:30
118		10:18:24	1420	Wilking, Brett		USA	USA	1:03:30	3:06	5:26:15	3:51	3:41:44
119		10:18:51	1443	Cann, Stephen		CAN	CAN	1:02:04	4:57	5:28:27	3:36	3:39:50
120		10:19:47	1409	Starck, Eric		USA	USA	1:05:49	3:55	5:37:15	5:55	3:26:56
121		10:20:17	1363	Penny, Andrew		USA	USA	1:04:37	3:06	5:20:47	3:24	3:48:26
122		10:20:27	1484	Guillaume, Fabrice		USA	USA	1:13:37	3:09	5:28:34	4:04	3:31:06
123		10:20:55	1365	Moog, Steve		LUX	LUX	58:13	2:58	5:12:16	6:01	4:01:29
124		10:23:33	1463	Newman, Steven		AUS	AUS	1:11:05	2:35	5:19:56	3:31	3:46:29
125		10:23:34	1449	Walder, Michael		USA	POL	1:12:13	2:41	5:30:12	6:41	3:31:49
126		10:24:39	1346	Terranova, Paul		USA	USA	1:08:16	4:06	5:43:00	3:09	3:26:10
127		10:25:03	1364	Isakov, Jerome		USA	USA	1:15:51	2:53	5:19:23	6:05	3:40:53
128		10:25:38	1401	Vogelsang, Lasse		DNK	DEN	1:06:31	3:12	5:11:07	3:27	4:01:22
129		10:25:49	1429	Santos, Cristiano		BRA	BRA	1:10:11	4:50	5:28:09	8:07	3:34:34
130		10:26:47	1505	Bronstein, Dan		RUS	RUS	1:12:20	4:02	5:34:42	3:52	3:31:53
131		10:26:47	1400	Braendli, Reto		SWI	SUI	1:08:52	3:04	5:18:11	7:59	3:48:43
132		10:27:47	1433	Naasz, Thomas		NLD	NED	1:02:42	2:50	5:10:32	4:57	4:06:48
133		10:27:55	1457	Steinberger, Rainer		GER	GER	1:13:10	2:54	5:02:03	5:10	4:04:41
134		10:28:37	1396	Hotham, Scott		NZL	NZL	1:06:12	5:16	5:04:03	4:45	4:08:22
135		10:28:43	1347	Neville, Todd		USA	USA	1:13:45	4:43	5:07:22	3:39	3:59:17
136		10:29:00	1320	Ehgoetz, Luke		CAN	CAN	1:09:26	3:36	5:16:59	4:12	3:54:49
137		10:29:29	1517	Wright, Brad		AUS	AUS	1:04:43	4:19	5:07:00	3:52	4:09:37
138		10:30:09	1375	Darden, George		USA	USA	1:40:20	3:55	5:09:27	4:07	3:32:23
139		10:30:20	1393	Heine, Timo		GER	GER	1:04:45	3:06	5:13:55	5:19	4:03:18
140		10:30:24	1427	Ziesler, Sebe		USA	USA	1:02:34	3:23	5:11:19	4:36	4:08:33
141		10:30:55	1456	Druml, Jay		USA	USA	1:11:36	4:03	5:21:23	3:48	3:50:07
142		10:31:09	1397	Watson, Nicholas		USA	USA	1:27:45	8:15	5:21:23	4:31	3:29:17
143		10:31:40	1467	Yates, Brenton		AUS	AUS	59:27	2:29	5:23:33	7:00	3:59:12
144		10:33:19	1473	Jaruszewski, Kevin		USA	USA	1:09:13	4:28	5:33:04	3:15	3:43:21
145		10:33:52	1496	Lisa, Owen		USA	USA	1:05:49	4:03	5:07:34	4:32	4:11:56
146		10:34:51	1318	Clark, Patrick		USA	USA	1:12:29	3:12	5:25:02	4:52	3:49:17
147		10:35:36	1430	Church, Aaron		USA	USA	1:15:08	5:23	5:40:43	3:05	3:31:20
148		10:35:57	1307	Struck, Christian		USA	USA	1:05:00	3:41	5:18:37	4:40	4:04:01
149		10:36:08	1428	Danahy, Kevin		USA	USA	1:00:30	5:03	5:27:52	6:30	3:56:16
150		10:36:12	1357	Henry, Yannick		FRA	FRA	1:04:37	3:51	5:18:49	3:52	4:05:04
151		10:36:14	1478	Valdez, Ignacio		ARG	ARG	1:08:57	4:15	5:33:29	9:06	3:40:29
152		10:36:19	1418	Sellner, Michi		AUT	AUT	1:05:59	3:30	5:43:57	4:52	3:38:03
153		10:36:53	1385	Feerick, Neil		USA	IRL	1:16:44	3:38	5:26:44	4:31	3:45:18
154		10:40:08	1379	McAndrew, Warren		USA	USA	1:00:10	3:06	5:22:13	5:14	4:09:27
155		10:40:57	1398	Tillery, Clayton		USA	USA	1:03:35	4:42	5:40:18	5:48	3:46:35
156		10:45:10	1488	Morris, Kenneth		CAN	CAN	1:13:20	4:10	5:07:17	5:09	4:15:16
157		10:45:49	135	Eskew, Shay		USA	USA	1:23:44	3:15	5:33:57	2:57	3:41:57
158		10:46:45	1466	Naef, Brendan		CAN	CAN	1:05:04	2:41	5:10:45	2:49	4:25:30
159		10:47:39	1511	Miller, Brett		USA	USA	1:10:43	4:12	5:04:57	5:52	4:21:57
160		10:48:34	1312	Halleumieux, Christophe		FRA	FRA	1:28:32	2:50	5:16:54	3:28	3:56:53



# AGE GROUP RESULTS

Place	Bla	Time	Numbe	Lname	Fname	Cnt	Rep	Swim	Tr1	Bike	Tr2	Run
161		10:48:58	1469	Westlake, Mark		GBR	GBR	58:44	3:42	5:17:21	4:18	4:24:55
162		10:49:33	1471	Letzow, Mauricio		BRA	BRA	1:02:50	3:55	5:36:14	3:37	4:02:59
163		10:49:41	1491	Krischdat, Marco		GER	GER	1:11:01	4:20	5:32:47	6:01	3:55:33
164		10:50:05	1462	Johnson, Erik		USA	USA	59:15	5:25	5:43:50	5:49	3:55:49
165		10:53:30	1476	Tarabay, Michael		USA	USA	1:09:19	5:35	5:12:50	3:55	4:21:53
166		10:55:00	1340	Box, Lyndon		USA	USA	1:08:39	3:58	5:26:21	3:32	4:12:32
167		10:57:00	1504	Alvarez, Ivan		ESP	ESP	1:03:38	3:04	5:33:20	4:52	4:12:07
168		10:57:16	1445	Baez, Gonzalez		ESP	ESP	1:12:29	3:16	5:33:14	5:26	4:02:53
169		11:03:35	1480	Newell, Jarrod		NZL	NZL	1:03:56	3:10	5:18:10	3:10	4:35:11
170		11:05:18	1380	Chalmers, Patrick		USA	USA	1:09:22	3:51	5:39:45	5:00	4:07:22
171		11:07:11	1355	Burby, Aaron		USA	USA	1:04:05	3:25	5:22:30	4:41	4:32:31
172		11:07:40	1512	Tsuruta, Tomoya		SGP	JPN	1:08:23	4:37	5:42:48	4:56	4:06:57
173		11:16:51	1378	Fischer, Matthew		USA	USA	1:07:55	4:17	5:35:01	4:51	4:24:49
174		11:18:44	1408	Pardo, Federico		COL	COL	1:15:20	7:22	6:24:14	6:27	3:25:24
175		11:20:44	1461	Petrasek, Vaclav		CZE	CZE	1:07:53	4:57	5:55:16	9:52	4:02:47
176		11:22:11	1470	Starr, Scott		USA	USA	1:23:37	7:07	5:49:22	6:25	3:55:42
177		11:23:49	1350	Julien, Sebastien		CAN	CAN	1:03:46	3:47	5:26:43	7:58	4:41:37
178		11:23:53	1440	Davidson, Brett		AUS	AUS	59:48	3:37	5:11:04	4:31	5:04:55
179		11:27:28	1465	Arthofer, Christoph		GER	GER	1:06:55	3:09	5:20:04	3:46	4:53:36
180		11:28:24	1367	Hall, Seth		USA	USA	1:14:58	3:46	6:01:51	4:49	4:03:01
181		11:30:28	2090	Watt, Mark		USA	USA	1:21:39	5:22	5:53:41	5:50	4:03:57
182		11:30:34	1383	Bell, Joel		USA	USA	1:12:49	7:12	5:36:45	5:23	4:28:28
183		11:35:20	1330	Aguirre, Pablo		ESP	ESP	1:19:53	9:43	6:02:17	9:12	3:54:17
184		11:52:57	1369	Rossi, Diego		ITA	ITA	1:54:16	4:08	5:36:55	4:48	4:12:52
185		11:58:32	1311	Galarraga, Armando		NZL	VEN	58:09	3:04	5:12:11	5:02	5:40:07
186		11:59:23	2091	Maizey, Adrian		USA	RSA	1:11:58	5:23	5:50:36	8:51	4:42:38
187		12:06:08	1411	Bergey, Matthew		USA	USA	1:17:19	6:12	6:30:38	6:17	4:05:43
188		12:06:33	1345	Breadsell, Peter		AUS	AUS	1:27:21	3:05	5:11:01	4:45	5:20:23
189		12:08:20	1326	Saavedra, Arturo		USA	USA	1:17:01	5:00	6:24:35	6:19	4:15:27
190		12:14:31	1464	Adams, Mathew		USA	USA	1:15:17	3:57	6:02:37	4:30	4:48:13
191		12:22:17	1313	McFee, Daniel		HKG	HKG	1:34:03	6:07	6:04:19	6:19	4:31:31
192		12:23:59	1519	Uptain, Blake		USA	USA	1:04:49	6:30	6:05:03	6:32	5:01:07
193		12:33:17	1338	Stanuszek, David		USA	USA	1:27:17	8:07	6:30:24	6:11	4:21:20
194		12:44:11	1381	DeVincentis, Mark		USA	USA	1:31:28	6:50	6:09:09	7:18	4:49:28
195		12:45:40	1372	Bradford, Christopher		AUS	AUS	1:05:21	3:07	5:33:41	5:49	5:57:45
196		13:16:50	1352	Makker, Gotham		USA	USA	1:48:33	5:29	6:39:02	4:03	4:39:45
197		13:53:27	1434	Roosevelt, Ted		USA	USA	1:38:19	5:37	6:57:47	5:42	5:06:04
198		14:38:57	1360	Donegan, Kevin		CAN	CAN	1:18:26	6:40	6:50:07	9:07	6:14:39
199		14:46:36	1323	Webber, Simon		AUS	AUS	1:18:49	4:35	6:49:42	8:05	6:25:27
200		14:55:37	1384	Jones, Craig		USA	CAN	1:16:02	9:10	6:16:20	11:32	7:02:34
201		14:55:52	1374	Brasher, Doug		USA	USA	1:15:05	5:36	6:30:03	6:19	6:58:51
202		14:56:04	1446	Morris, Derek		USA	USA	1:35:01	7:16	5:45:19	10:24	7:18:06
203		14:58:59	1335	Boyle, Andrew		USA	USA	1:28:05	10:43	7:01:19	14:04	6:04:50
204		16:00:06	1451	Sawaya, Bryan		USA	USA	1:50:36	15:52	7:17:56	12:25	6:23:19
205		16:34:35	1339	Oka, Garrett		USA	USA	1:15:21	9:29	7:42:44	9:04	7:17:59
206		16:38:35	1421	Paddock, Bonner		USA	USA	1:24:51	11:31	8:00:02	10:44	6:51:29
207	DNF		1368	Simpkins, Ted		USA	USA	53:43	2:50	5:48:23	35:25	
208	DNF		1362	Newland, Jason		USA	USA	59:28	3:17	5:38:01	7:42	
209	DNF		1310	Brunt, Sean		AUS	AUS	1:00:09	2:11	5:04:31	9:18	
210	DNF		1412	Fitzakerley, Nathan		AUS	AUS	1:01:30				
211	DNF		1448	Inkinen, Sami		USA	FIN	1:03:14	2:21	4:44:07	2:31	

# AGE GROUP RESULTS

Place	Bla	Time	Numbe	Lname	Fname	Cnt	Rep	Swim	Tr1	Bike	Tr2	Run
212	DNF		1382	Low, Charlie		AUS	GBR	1:03:35	3:06	5:02:52	3:30	
213	DNF		1366	Benson, Darren		HKG	AUS	1:15:13	5:08	5:34:13	10:44	
214	DNF		1391	Bali, Fabian		AUS	AUS	1:45:45	9:43	8:19:29	11:16	

## Men 40 - 44 Awards

Place	Bla	Time	Numbe	Lname	Fname	Cnt	Rep	Swim	Tr1	Bike	Tr2	Run
1		08:54:17	1191	Muller, Christian		GER	GER	1:04:00	3:14	4:43:42	2:33	3:00:51
2		09:14:32	1022	Keller, Bernhard		AUT	AUT	1:03:42	2:46	4:57:57	3:18	3:06:50
3		09:14:45	1172	Joussemet, Jer me		FRA	FRA	58:26	2:15	5:08:56	4:29	3:00:41
4		09:25:30	1161	Thomas, Christopher		USA	USA	1:03:09	2:34	5:04:13	6:57	3:08:39
5		09:29:28	1023	Solla, Giuseppe		ITA	ITA	1:03:47	2:30	5:01:24	2:16	3:19:33
6		09:29:30	1176	Burt, Nick		AUS	AUS	57:58	2:28	5:12:44	3:02	3:13:19
7		09:30:44	1036	Schlaisich, Christian		AUT	AUT	1:07:29	3:22	4:57:52	3:33	3:18:31
8		09:31:08	1177	Kasten, Olaf		HKG	HKG	1:08:19	2:53	4:57:18	2:47	3:19:54
9		09:32:49	1013	Fruehwirth, Alexander		AUT	AUT	1:00:56	2:34	5:09:35	2:16	3:17:30
10		09:33:09	990	Brummer, Carl		SWE	SWE	1:02:06	2:39	5:05:03	2:57	3:20:26
11		09:33:51	1010	Selukov, Arnaud		SGP	FRA	1:02:45	2:41	4:56:39	2:23	3:29:26
12		09:36:29	1214	Murphey, Brad		USA	USA	56:17	3:50	5:06:05	3:44	3:26:36
13		09:37:36	1005	Jalabert, Laurent		FRA	FRA	1:14:57	4:08	4:43:50	2:46	3:31:57
14		09:38:01	1111	Kovac, Tomaz		SVN	SLO	1:07:46	3:18	5:14:20	3:07	3:09:32
15		09:38:41	1196	Jonischkeit, Thorsten		GER	GER	1:05:13	3:10	4:50:18	2:16	3:37:46
16		09:40:26	1179	Hunt, Jamie		NZL	NZL	56:33	2:34	5:08:41	2:28	3:30:12
17		09:41:14	1050	Lang, Robert		AUT	AUT	1:01:05	2:19	5:01:05	2:58	3:33:48
18		09:41:59	1160	Gonzalez, Jose		CHL	CHI	1:16:39	2:33	5:02:13	2:29	3:18:06
19		09:43:08	1211	Konieczny, Marcin		POL	POL	1:09:33	3:51	5:15:56	2:23	3:11:28
20		09:43:16	1135	Steger, Harald		AUT	AUT	1:11:04	4:02	5:20:39	2:52	3:04:40
21		09:43:59	1064	Penner, Greg		USA	USA	59:36	2:44	5:14:33	3:08	3:24:00
22		09:45:03	1154	Matheson, David		CAN	CAN	1:01:10	2:40	5:19:27	3:28	3:18:20
23		09:46:19	1008	Doebert, Steffen		SWI	GER	1:04:52	3:08	5:07:54	3:29	3:26:57
24		09:47:08	972	Pinket, Philip		BEL	BEL	59:34	3:10	5:16:58	3:08	3:24:19
25		09:47:52	1133	Sack, Mark		ZAF	RSA	1:01:39	3:36	5:10:32	5:41	3:26:26
26		09:48:54	993	Dunn, Bryan		USA	USA	1:04:59	2:55	5:03:43	2:38	3:34:41
27		09:49:04	1212	Barbet, Etienne		FRA	FRA	58:05	2:33	5:13:40	3:34	3:31:14
28		09:49:06	1048	Spagnol, Olivier		FRA	FRA	1:19:55	3:24	5:15:12	4:15	3:06:22
29		09:49:26	1065	Cooper, Graham		USA	USA	1:05:05	4:18	5:19:13	3:48	3:17:05
30		09:49:38	1091	Atkinson, Jim		USA	USA	1:03:03	2:54	5:17:43	3:08	3:22:52
31		09:51:14	1079	West, Mitch		USA	USA	1:03:41	3:49	5:16:13	4:28	3:23:04
32		09:52:19	1190	Pavoni, Ronan		PAN	PAN	1:01:21	2:21	5:13:39	2:12	3:32:48
33		09:53:05	1134	Squires, Warren		ZAF	ZIM	1:02:32	2:31	5:10:06	2:45	3:35:12
34		09:53:28	1073	Schwarz, Rolf		GER	GER	1:04:18	2:34	5:07:36	3:35	3:35:26
35		09:54:02	1146	Raats, Hans		BEL	BEL	1:12:34	3:15	5:01:00	3:08	3:34:07
36		09:55:00	1162	Smith, Marcus		AUS	AUS	1:07:54	3:28	5:08:37	3:47	3:31:15
37		09:55:44	1102	Jester, Wayde		USA	USA	57:45	2:26	5:26:01	3:51	3:25:42
38		09:56:18	985	Radench, Joe		CAN	CAN	1:11:15	2:56	5:10:15	5:07	3:26:47
39		09:58:11	1049	Jung, Jorg		GER	GER	1:09:57	3:30	5:24:54	2:18	3:17:34
40		09:58:18	1090	Sink, Tomaz		SVN	SLO	1:00:48	3:18	5:21:23	3:58	3:28:53
41		09:59:53	1086	Sherwood, Paul		GBR	GBR	1:13:11	3:12	5:18:07	3:44	3:21:41
42		10:00:26	1031	Konczak, Kevin		USA	USA	1:02:36	4:27	5:25:21	4:50	3:23:13

# AGE GROUP RESULTS

Place	Bla	Time	Numbe	Lname	Fname	Cnt	Rep	Swim	Tr1	Bike	Tr2	Run	
43		10:00:28	1150	Rost, Dave		NLD	NED	57:17		2:06	5:25:53	3:35	3:31:40
44		10:01:05	1292	Coffen, Jonathan		USA	USA	1:04:24		4:38	5:23:11	3:39	3:25:14
45		10:01:09	1062	Richards, Shaun		AUS	AUS	1:05:27		3:06	5:17:11	4:09	3:31:18
46		10:01:39	984	Moura, Newton		BRA	BRA	59:37		1:31	5:21:38	3:29	3:35:26
47		10:02:33	1107	Manuel, Giordano		FRA	FRA	1:02:14		4:24	5:19:43	5:59	3:30:15
48		10:02:36	1208	Barthe, Nicolas		FRA	FRA	1:01:42		2:54	5:16:32	3:31	3:37:58
49		10:02:52	1207	Hedges, Brett		GBR	GBR	1:08:11		4:28	5:13:24	4:11	3:32:40
50		10:03:17	1071	Simkanin, Martin		SVK	SVK	1:01:45		2:52	5:23:32	5:17	3:29:52
51		10:03:56	1106	Searle, Jaysen		AUS	AUS	1:03:35		3:11	5:07:38	3:07	3:46:27
52		10:04:04	1038	Jacobsen, Ole		GER	GER	56:11		3:41	5:26:23	3:38	3:34:14
53		10:04:09	1099	Quellmalz, Thorsten		GER	GER	1:04:32		3:23	5:16:33	4:54	3:34:48
54		10:04:29	1083	Carrier, Tom		LUX	LUX	1:09:42		3:32	5:15:39	4:06	3:31:33
55		10:06:17	1204	Ganser, Markus		GER	GER	1:13:28		4:49	4:46:11	4:25	3:57:26
56		10:06:52	1120	Caruso, Thomas		GER	GER	1:07:15		3:02	5:05:45	3:34	3:47:18
57		10:08:05	971	Clough, Mark		AUS	AUS	54:48		2:23	5:19:42	5:02	3:46:12
58		10:08:19	1173	McGrath, Jeff		NZL	NZL	1:06:18		3:22	5:20:55	3:21	3:34:25
59		10:08:36	1186	Daley, Tony		AUS	AUS	1:03:48		3:13	5:19:05	4:13	3:38:19
60		10:09:04	1130	Lopez, Gustavo		ARG	ARG	1:17:12		3:23	5:15:46	2:53	3:29:52
61		10:09:25	1202	Kraemer, Chris		CAN	CAN	1:08:48		4:34	5:05:01	3:48	3:47:15
62		10:09:27	1034	Molloy, Matt		IRL	IRL	54:36		2:37	5:27:20	5:27	3:39:28
63		10:09:33	982	Taylor, Scott		AUS	AUS	1:05:48		2:57	5:08:47	3:37	3:48:25
64		10:10:16	1059	Clothier, John		AUS	AUS	56:26		2:23	5:21:12	3:49	3:46:27
65		10:10:21	1218	Durocher, David		CAN	CAN	1:08:43		2:58	5:27:47	3:50	3:27:05
66		10:11:21	1101	Beech, Jeff		CAN	CAN	1:03:39		2:43	5:16:26	2:59	3:45:36
67		10:11:31	1138	Rabausch, Stefan		GER	GER	1:12:17		3:56	5:18:43	3:44	3:32:52
68		10:13:11	1014	Stepniak, Robert		POL	POL	1:07:07		2:55	5:36:59	2:19	3:23:53
69		10:13:52	1046	Bruenink, Johannes		GER	GER	1:11:07		5:45	5:18:03	5:34	3:33:25
70		10:14:50	1188	Mira, Jordi		ESP	ESP	1:03:11		3:36	5:30:00	5:20	3:32:45
71		10:15:04	1189	Donovan, Richard		DNK	NZL	1:15:02		3:16	5:29:58	3:57	3:22:51
72		10:15:07	1035	Bernaschi, Edoardo		ITA	ITA	1:03:01		2:57	5:08:22	4:15	3:56:34
73		10:15:25	1087	Vanduyndslager, Karel		BEL	BEL	1:21:02		3:20	5:23:42	3:07	3:24:16
74		10:15:33	1029	Dunstan, Brett		AUS	AUS	1:07:25		2:36	5:09:51	3:43	3:51:59
75		10:16:23	1147	Medak, Rafal		GBR	POL	1:11:55		3:29	5:14:42	4:07	3:42:11
76		10:16:34	998	Orton, Robert		GER	GER	1:03:51		2:50	5:29:43	4:57	3:35:15
77		10:16:59	1175	Campbell, Tom		USA	USA	56:15		3:31	5:27:13	7:22	3:42:39
78		10:17:10	1156	Eldridge, Brian		USA	USA	1:35:22		4:34	5:13:05	4:19	3:19:53
79		10:17:40	1028	Fesche, Anthony		HKG	HKG	1:07:10		3:15	5:24:25	2:43	3:40:10
80		10:17:53	979	Hobson, Richard		AUS	AUS	1:03:06		3:45	5:13:02	4:03	3:53:58
81		10:17:57	1021	Gonzalez, Sebastien		SWI	SWI	1:11:12		2:39	5:26:55	3:18	3:33:55
82		10:18:06	1215	Rigueiro, Martin		ARG	ARG	1:09:24		3:38	5:30:44	3:18	3:31:05
83		10:18:39	1128	Peschka, Andreas		GER	GER	1:10:07		4:47	5:22:23	4:54	3:36:29
84		10:19:33	973	Williams, Casey		USA	USA	1:15:44		4:34	5:00:09	8:44	3:50:24
85		10:20:43	1122	Krone, Brendan		AUS	AUS	1:03:33		3:11	5:35:58	4:40	3:33:23
86		10:21:18	1069	Rizzi, Joe		CAN	CAN	1:05:30		3:44	5:26:25	4:02	3:41:38
87		10:21:19	1080	Vallese, Joseph		USA	USA	1:08:42		3:29	5:13:09	4:14	3:51:47
88		10:22:31	1072	Spies, Stefan		GER	GER	1:10:27		4:42	5:10:33	6:31	3:50:20
89		10:22:59	1084	Chapin, Steve		USA	USA	1:07:38		4:07	5:17:30	5:06	3:48:40
90		10:23:29	1206	Thomas, Leroy		USA	AUS	1:06:24		3:23	5:33:55	4:41	3:35:09
91		10:24:07	1012	Offenhuber, Marcus		GER	AUT	1:17:05		3:12	5:18:33	3:11	3:42:08
92		10:24:16	1060	Takeya, Kenji		JPN	JPN	1:27:53		3:29	4:58:34	4:23	3:49:58
93		10:24:20	1132	Peeters, Benny		BEL	BEL	1:07:53		3:30	5:25:06	4:25	3:43:28



# AGE GROUP RESULTS

Place	Bla	Time	Numbe	Lname	Fname	Cnt	Rep	Swim	Tr1	Bike	Tr2	Run
94		10:24:23	1092	Iwase, Hiroaki		JPN	JPN	1:11:02	3:06	5:37:51	3:10	3:29:16
95		10:24:42	1185	Berger, Bruce		USA	USA	1:16:05	3:09	5:32:45	3:50	3:28:55
96		10:24:51	1006	Carpentier, Steeve		CAN	CAN	1:09:20	4:13	5:23:32	5:43	3:42:05
97		10:24:52	1041	Walker, Edward		USA	USA	1:07:53	4:09	5:27:02	3:01	3:42:49
98		10:24:56	1030	Kruger, Olaf		GER	GER	1:09:47	4:28	5:25:16	3:56	3:41:31
99		10:25:06	1040	Slapnicar, Matevz		SVN	SLO	1:09:38	2:40	5:32:03	3:14	3:37:33
100		10:25:16	1151	Coe, Scott		GBR	AUS	1:07:12	5:19	5:27:43	2:58	3:42:07
101		10:25:57	1088	Spinosa, Rob		USA	USA	1:12:40	3:35	5:19:34	4:32	3:45:38
102		10:26:17	1055	Pocas, Augusto		BRA	BRA	1:13:09	5:18	5:29:42	6:45	3:31:25
103		10:26:36	1221	Boullier, Adrien		FXF	FRA	1:03:33	3:40	5:06:25	7:32	4:05:28
104		10:26:36	1184	Dauvergne, Francois		FRA	FRA	1:11:31	3:42	5:26:47	5:22	3:39:16
105		10:26:39	1200	Hanakam, Florian		GER	GER	1:14:13	3:15	5:26:41	3:52	3:38:40
106		10:27:21	1137	Doubleday, Peter		GBR	GBR	1:07:54	3:13	5:20:09	4:09	3:51:58
107		10:28:07	1149	Stuart, Gavin		AUS	AUS	1:05:47	3:12	5:23:18	3:32	3:52:19
108		10:28:12	1152	Harer, Christoph		GER	GER	1:04:56	4:54	5:18:02	4:03	3:56:18
109		10:29:30	1129	Jarrett, Chad		USA	USA	1:07:29	4:51	5:01:46	3:58	4:11:28
110		10:30:26	1163	Stueve, Randy		USA	USA	1:18:26	4:44	5:39:58	4:10	3:23:10
111		10:30:32	1009	Bryant, Gary		AUS	AUS	1:19:14	3:21	5:19:47	3:32	3:44:41
112		10:30:45	1098	Jennings, Mathew		AUS	AUS	58:41	3:05	5:07:27	3:51	4:17:44
113		10:31:01	1183	Begg, Michael		AUS	AUS	1:10:00	4:33	5:34:32	3:55	3:38:02
114		10:31:59	1205	Monfort, Stephane		FXF	FRA	1:01:42	3:41	5:21:17	4:59	4:00:22
115		10:33:19	1165	Downey, Anthony		AUS	AUS	1:03:06	2:54	5:27:12	4:30	3:55:40
116		10:33:21	1039	Price, Brian		AUS	AUS	1:07:30	5:13	5:40:15	6:50	3:33:36
117		10:33:22	1187	Garner, David		GBR	GBR	1:13:04	4:57	5:35:53	5:41	3:33:49
118		10:33:48	1199	Shiflett, Bryan		USA	USA	1:08:06	3:10	5:36:51	2:55	3:42:48
119		10:35:15	1114	Payton, Dan		USA	USA	1:11:27	5:00	5:18:08	5:44	3:54:58
120		10:35:30	1223	Wakahara, Shingo		JPN	JPN	1:11:06	6:59	5:53:18	3:42	3:20:27
121		10:35:44	1222	Mortensen, Thomas		DNK	DEN	57:49	2:16	5:09:46	4:21	4:21:36
122		10:36:02	976	McLean, Peter		AUS	AUS	1:08:45	3:32	5:12:25	8:21	4:03:01
123		10:36:04	1178	Schuster, Patrick		USA	USA	1:08:38	2:34	5:06:31	7:13	4:11:10
124		10:36:32	1089	Marlar, Drew		USA	USA	1:01:04	3:47	5:40:33	4:22	3:46:48
125		10:37:34	1219	Ericsson, Per		SWE	SWE	1:08:51	4:01	5:38:59	2:52	3:42:53
126		10:37:51	1116	Schneider, Dr. Jan		GER	GER	1:12:52	4:52	5:41:09	4:58	3:34:03
127		10:37:54	1145	Vitale, Craig		USA	USA	1:19:35	2:58	5:27:45	4:16	3:43:21
128		10:37:56	1112	Pamp, Brad		AUS	AUS	1:00:00	3:54	5:26:01	5:43	4:02:20
129		10:37:59	988	Strain, James		USA	USA	1:01:48	4:05	5:09:46	5:41	4:16:41
130		10:38:17	1019	Reilly, Sean		USA	USA	1:21:12	3:09	5:34:05	2:48	3:37:05
131		10:39:02	1058	Schulz, Hansi		GER	GER	1:07:42	3:10	5:17:40	2:49	4:07:43
132		10:40:14	1076	Ampe, Dries		BEL	BEL	1:41:24	3:20	5:05:43	3:58	3:45:51
133		10:40:22	1052	Carmichael, Paul		GBR	GBR	1:09:23	3:02	5:28:07	2:53	3:57:00
134		10:40:28	1061	Tallo, David		CAN	CAN	1:11:36	3:47	5:44:11	6:13	3:34:43
135		10:40:32	1153	Rose, Nick		GBR	GBR	1:08:50	3:47	5:29:23	4:39	3:53:55
136		10:40:49	1093	Cianciola, Tony		USA	USA	1:04:17	2:50	5:41:29	5:13	3:47:01
137		10:42:06	1209	Rasal, Roberto		ESP	ESP	1:15:01	4:06	5:26:17	3:36	3:53:08
138		10:42:23	1131	Nicolle, Sean		GBR	GBR	1:04:07	3:52	5:32:41	2:49	3:58:56
139		10:42:35	1121	Lloyd, Ben		USA	GBR	1:03:44	3:53	5:28:27	3:59	4:02:34
140		10:47:56	1216	Marshall, Simon		ARE	UAE	1:20:24	3:02	5:35:17	3:58	3:45:17
141		10:49:25	1097	Walton, Adrian		CAN	CAN	1:13:50	5:38	5:29:25	5:14	3:55:21
142		10:49:49	978	Lanza, Craig		USA	USA	59:21	4:07	5:51:39	4:57	3:49:48
143		10:50:10	1054	Wilhelm, Stephen		CAN	CAN	1:05:43	4:13	5:33:24	7:51	3:59:01
144		10:51:15	983	Prezzi, Franco		ITA	ITA	1:13:39	4:05	5:16:30	7:09	4:09:53

# AGE GROUP RESULTS

Place	Bla	Time	Numbe	Lname	Fname	Cnt	Rep	Swim	Tr1	Bike	Tr2	Run
145		10:52:41	1081	Vingerhoets, Jan		USA	BEL	1:15:36	6:20	5:45:11	5:59	3:39:37
146		10:52:45	1125	Paul, Dominic		GBR	GBR	1:03:31	3:02	5:29:27	4:10	4:12:37
147		10:52:58	1169	Woelfert, Tobias		SWI	GER	58:08	5:27	5:26:18	4:19	4:18:49
148		10:53:13	2083	Foehner, Dan		USA	USA	1:21:33	2:15	5:32:40	3:31	3:53:16
149		10:53:37	1044	Whitby, Brandon		CAN	CAN	59:24	3:43	5:33:08	3:28	4:13:56
150		10:54:49	1075	Frolund, Rene		DNK	DEN	1:13:27	5:47	5:33:10	4:37	3:57:49
151		10:55:06	1142	Toillion, Charles		USA	USA	1:24:28	3:50	5:40:57	3:45	3:42:08
152		10:55:16	1103	Moubayed, Dari		GER	GER	1:20:32	3:55	5:14:54	4:24	4:11:33
153		10:55:17	1016	Henriques, Cesar		BRA	BRA	1:07:13	5:56	5:32:00	7:37	4:02:31
154		10:55:47	1117	Roehrborn, Scott		USA	USA	1:16:43	4:45	5:43:38	4:02	3:46:41
155		10:56:07	1057	Del Bianco, Denis		ITA	ITA	1:24:30	4:05	5:43:40	3:41	3:40:14
156		10:56:45	1056	Young, Jimi		USA	USA	1:18:15	3:56	5:43:18	4:44	3:46:33
157		10:57:01	1119	Kieran, Lee		USA	GBR	1:25:02	5:41	5:20:30	4:44	4:01:06
158		10:57:21	1070	Della Mattia, Gato		ARG	ARG	1:19:36	3:12	5:28:58	3:16	4:02:22
159		10:57:31	1157	Murphy, Brian		USA	USA	1:13:15	5:06	5:53:42	5:23	3:40:07
160		10:58:08	1105	Gottlob, Falk		USA	GER	1:20:51	4:25	5:37:41	3:48	3:51:25
161		10:59:43	1123	Figari, Vladimir		PER	PER	1:10:39	3:19	5:24:38	3:41	4:17:29
162		10:59:51	2088	Richards, Phil		NZL	NZL	1:23:18	3:57	5:35:53	2:57	3:53:48
163		11:01:28	1018	Kristoffersson, Par		SWE	SWE	58:02	2:59	5:21:45	5:06	4:33:38
164		11:01:36	2087	Sanchez, Enrique		MEX	MEX	1:10:00	4:51	5:33:34	4:55	4:08:18
165		11:01:37	1143	Diaz, Arturo		USA	PUR	1:11:01	5:28	5:37:25	6:01	4:01:45
166		11:01:47	1108	Leckie, Corin		AUS	AUS	1:22:57	3:54	5:34:44	10:17	3:49:57
167		11:04:03	1148	Capobianco, Jeffrey		USA	USA	1:25:06	4:03	5:47:04	4:20	3:43:32
168		11:05:33	1168	Jimenez, Juan		AUS	AUS	1:03:43	2:17	5:31:22	8:24	4:19:48
169		11:06:36	1217	Gutknecht, Eric		USA	USA	1:12:34	6:05	5:58:50	4:12	3:44:59
170		11:07:28	1171	Loos, Cam		USA	USA	58:48	3:28	5:59:42	5:19	4:00:13
171		11:09:09	1000	Stahl, Olaf		GER	GER	1:05:39	4:31	6:05:25	5:27	3:48:08
172		11:12:30	981	Silvestre, Olivier		FRA	FRA	1:15:26	5:02	5:51:30	3:21	3:57:13
173		11:13:24	1127	Lulloff, Andrew		USA	USA	1:18:33	5:56	5:46:15	3:59	3:58:43
174		11:16:12	1193	Amione, Andres		ARG	ARG	1:12:30	3:06	6:17:47	3:40	3:39:11
175		11:16:41	1140	Rosello, Marc		USA	USA	1:09:42	3:08	5:15:32	4:46	4:43:35
176		11:17:17	1197	Hilferink, Bernard		NLD	NED	1:06:39	3:13	6:11:21	4:46	3:51:21
177		11:20:14	1001	Yakowenko, Thomas		USA	USA	1:31:34	6:04	6:14:01	7:57	3:20:40
178		11:20:45	1180	Hayashi, Shigenobu		JPN	JPN	1:10:08	4:56	5:58:47	4:07	4:02:50
179		11:21:17	1027	Russell, Steve		USA	USA	1:20:53	8:27	6:00:51	6:36	3:44:31
180		11:22:39	1033	Fuchs, Michael		GER	GER	1:11:43	6:30	5:50:32	5:27	4:08:29
181		11:22:52	1201	Miller, Mark		USA	USA	1:14:25	6:01	5:57:15	5:43	3:59:29
182		11:23:49	1025	St-Onge, Francois		CAN	CAN	1:12:31	5:09	5:47:01	6:07	4:13:03
183		11:25:20	1047	Rushton, Michael		USA	USA	1:20:44	2:37	5:03:23	2:17	4:56:20
184		11:25:27	1144	Leong, Ryan		USA	USA	58:00	3:44	5:28:16	7:36	4:47:53
185		11:25:54	1109	Zwinger, Robert		GER	GER	1:13:26	4:11	5:20:55	4:14	4:43:10
186		11:26:07	1074	Campillo Vicente, Juan Car		ESP	ESP	1:01:54	4:13	5:25:11	4:57	4:49:53
187		11:29:45	1015	Getzin, Andrew		USA	USA	1:21:18	3:20	5:46:36	4:47	4:13:45
188		11:31:54	1198	Cummins, Rob		IRL	IRL	1:19:21	5:09	5:52:19	3:46	4:11:21
189		11:32:53	1213	Scherz, Alexander		SWI	SUI	1:27:21	6:07	5:55:44	4:36	3:59:08
190		11:33:39	1118	Nemes, Tibor		USA	HUN	1:13:16	4:55	5:24:17	11:33	4:39:40
191		11:33:49	1136	Shaw, Andy		GBR	GBR	1:07:42	5:36	5:41:11	7:11	4:32:12
192		11:34:06	991	Goros, Andreas		GRC	GRE	1:11:10	4:37	6:17:42	7:33	3:53:06
193		11:34:52	989	Brenner, Patrick		SWI	SUI	1:11:07	4:00	6:39:20	6:41	3:33:47
194		11:38:52	974	Rael, Felipe		USA	USA	1:27:07	3:32	5:44:37	4:42	4:18:56
195		11:39:14	2082	Zucker, David		USA	USA	1:15:47	4:11	5:50:02	3:38	4:25:38

# AGE GROUP RESULTS

Place	Bla	Time	Numbe	Lname	Fname	Cnt	Rep	Swim	Tr1	Bike	Tr2	Run
196		11:41:05	994	Pauwels, Johan		BEL	BEL	1:07:33	3:09	5:27:18	5:03	4:58:04
197		11:41:24	1068	Conde, Sergio		ARG	ARG	1:16:09	6:14	5:42:28	3:57	4:32:38
198		11:47:30	2086	Morales, Michael		PAN	PAN	1:24:27	4:41	5:53:26	5:53	4:19:05
199		11:50:22	1110	Powers, Craig		USA	USA	1:18:49	7:29	6:16:55	9:33	3:57:37
200		11:50:55	1066	Shearon, David		USA	USA	1:13:57	2:40	5:39:17	5:51	4:49:11
201		11:52:10	1063	Hindes, Iain		GBR	GBR	1:06:33	5:53	6:06:55	10:42	4:22:09
202		11:54:54	1166	Wiener, David		USA	USA	1:13:09	4:46	6:10:18	4:29	4:22:15
203		11:54:59	975	Powell, Kevin		USA	USA	1:23:28	10:47	6:01:27	9:07	4:10:13
204		11:57:46	1113	Ravaglia, Mark		USA	USA	1:20:56	5:02	6:01:16	5:04	4:25:30
205		11:57:51	1096	Schlosser, John		USA	USA	1:07:39	4:14	5:28:47	4:00	5:13:13
206		12:07:57	995	Mc Laughlin, James		GBR	IRL	1:14:27	5:23	6:21:51	6:06	4:20:12
207		12:09:06	1053	Swanson, Reid		USA	USA	1:11:21	4:30	5:52:58	4:13	4:56:06
208		12:18:34	1017	Holland, Tom		USA	USA	1:22:34	7:13	6:17:24	10:06	4:21:19
209		12:19:09	1024	Rosenman, Andrew		USA	USA	1:22:48	6:00	6:18:18	4:12	4:27:53
210		12:22:18	1002	Nuttall, Matthew		GBR	GBR	1:22:54	5:55	6:26:04	7:03	4:20:25
211		12:26:08	999	Craveri, Juan		ARG	ARG	1:20:43	4:39	6:31:39	6:06	4:23:04
212		12:35:10	1104	Harsch, Peter		USA	USA	1:06:00	3:19	5:27:54	3:35	5:54:23
213		12:35:43	1045	Christian, David		USA	USA	1:15:12	6:24	6:36:02	6:46	4:31:21
214		12:35:51	1095	McCutchen, Matthew		USA	USA	1:01:43	4:24	6:00:19	12:58	5:16:28
215		12:45:14	1085	Petermann, Laurent		FRA	FRA	1:10:09	3:38	5:50:13	5:32	5:35:45
216		12:50:50	1078	Piquer, Alexander		BRA	USA	1:18:08	6:43	6:39:19	8:49	4:37:54
217		12:57:24	1026	Larson, Trent		USA	USA	1:41:07	7:32	5:46:14	6:15	5:16:18
218		13:03:13	1126	Vlassis, Dax		USA	USA	1:25:08	6:42	6:43:00	9:41	4:38:44
219		13:10:20	1210	Sauma, Andres		CHL	CHI	59:42	6:07	5:46:42	8:26	6:09:25
220		13:11:06	1011	Weeks, Earl		USA	USA	1:19:22	5:23	6:36:37	5:57	5:03:49
221		13:11:43	1077	Clark, Dana		USA	USA	1:26:28	6:29	6:32:39	9:36	4:56:33
222		13:11:46	1220	McCavanagh, John		USA	USA	1:29:31	6:44	7:03:40	8:36	4:23:17
223		13:12:39	1043	Skinnerlien, Rune		NOR	NOR	1:03:21	2:48	5:23:45	8:16	6:34:32
224		13:26:10	1181	Cleveland, Jamie		USA	USA	54:30	2:23	5:16:58	4:15	7:08:06
225		13:30:33	986	Warzocha, Paul		USA	USA	1:25:08	10:18	6:18:43	10:48	5:25:38
226		13:45:47	997	Nellis, Darin		USA	USA	1:19:05	10:35	6:52:54	17:30	5:05:45
227		13:54:33	1115	Canterbury, Bryan		USA	USA	1:23:36	6:32	6:50:28	8:57	5:25:04
228		13:57:14	1167	Ralph, Richard		AUS	AUS	1:43:20	8:37	7:03:12	9:55	4:52:12
229		14:00:41	1037	Thinus, Bertrand		FRA	FRA	1:29:57	6:22	6:45:02	7:40	5:31:43
230		14:01:49	1139	Levetzow, Thore		GER	GER	1:29:11	6:23	6:15:58	10:47	5:59:32
231		14:15:47	992	Stiles, Andrew		USA	USA	1:24:55	3:57	7:08:47	9:50	5:28:20
232		14:19:32	2084	Reuther, Robert		USA	USA	1:16:58	8:22	6:34:23	13:25	6:06:26
233		14:34:09	1067	Kosove, Andrew		USA	USA	1:26:35	8:16	7:24:46	15:11	5:19:23
234		14:45:46	1032	Sherman, Kevin		USA	USA	1:15:42	9:59	6:59:59	10:01	6:10:06
235		14:49:55	1004	Meskin, Kevin		USA	USA	1:21:44	7:01	7:06:25	8:11	6:06:36
236		14:54:21	1003	Kohler, Christian		USA	USA	1:16:06	6:34	7:42:43	5:52	5:43:07
237		15:24:01	1082	Essar, Corey		CAN	CAN	1:41:18	7:12	7:50:47	5:05	5:39:41
238		15:24:42	1051	Essendrup, Kim		USA	USA	1:35:11	7:47	7:10:58	9:28	6:21:21
239		15:31:39	1042	Ignacio, Edward		USA	USA	1:44:04	13:46	7:02:16	16:09	6:15:27
240		15:31:57	1155	Politis, Peter		USA	USA	1:49:33	7:09	7:49:59	6:07	5:39:11
241		16:02:14	2085	Klvac, David		USA	USA	1:26:57	10:25	7:15:56	12:09	6:56:49
242		16:04:10	1020	Haas, Andrew		USA	USA	1:45:34	10:17	7:38:55	10:30	6:18:57
243		16:22:30	977	See Choong, Lee		SGP	SIN	1:38:24	8:03	7:00:05	15:33	7:20:26
244	DNF		1159	McCrohan, Alexander		USA	USA	53:58	2:52	5:21:11		
245	DNF		987	Evans, Tom		CAN	CAN	54:01	2:15	4:59:44	2:54	
246	DNF		1100	Meeker, Dennis		USA	USA	59:10	2:42	5:08:52	5:04	



# AGE GROUP RESULTS

Place	Bla	Time	Numbe	Lname	Fname	Cnt	Rep	Swim	Tr1	Bike	Tr2	Run
247	DNF		1174	Vonach, Tommy J.		AUT	AUT	1:00:27	2:50	5:03:49	4:54	
248	DNF		1195	Davis, Chris		USA	USA	1:01:31	5:54	7:20:48	29:36	
249	DNF		1164	Lawton, Scott		AUS	AUS	1:05:11	2:53	5:01:41	3:24	
250	DNF		1194	Sandoval, Carlos		MEX	MEX	1:07:24	3:32	5:21:27	6:17	
251	DNF		1192	Magana, Frederic		FRA	FRA	1:09:23	4:04	5:39:03	3:53	
252	DNF		1141	Christensen, Brian		DNK	DEN	1:09:55	4:41			
253	DNF		1124	Rideout, Ken		USA	USA	1:10:02	3:45	5:41:38	24:56	

## Men 45 - 49 Awards

Place	Bla	Time	Numbe	Lname	Fname	Cnt	Rep	Swim	Tr1	Bike	Tr2	Run
1		09:17:22	867	Jacobsen, Preben		DNK	DEN	1:01:19	3:24	5:01:51	3:12	3:07:37
2		09:25:18	754	Weil, Daniel		SWI	SUI	1:08:26	4:54	5:01:05	3:07	3:07:48
3		09:33:34	814	Ryan, Alan		IRL	IRL	1:13:21	2:28	5:03:53	3:41	3:10:11
4		09:36:38	880	Lemery, Christophe		FRA	FRA	1:07:37	2:09	5:11:34	3:01	3:12:18
5		09:39:11	841	Pickl, Christian		GER	GER	1:09:57	2:30	4:57:49	2:43	3:26:14
6		09:40:29	787	De Pury, Renaud		SWI	SUI	1:07:09	3:32	5:03:33	5:43	3:20:35
7		09:42:37	840	Work, Randy		USA	USA	1:04:46	3:03	5:18:45	3:20	3:12:44
8		09:49:32	760	Allen, David		AUS	AUS	1:02:02	2:58	5:15:49	3:03	3:25:42
9		09:49:46	704	Canham, Roger		GBR	GBR	1:10:13	2:57	5:11:09	4:02	3:21:27
10		09:49:54	892	Lang, Alexander		GER	GER	1:06:56	2:49	4:59:54	2:52	3:37:24
11		09:52:51	689	Stephens, Dan		USA	USA	1:05:29	3:09	5:11:55	3:29	3:28:49
12		09:54:55	742	Bernhard, Anton		AUT	AUT	1:12:45	3:56	4:49:58	4:37	3:43:40
13		09:57:56	865	Sloan, Tim		AUS	AUS	1:12:30	3:40	5:08:09	4:18	3:29:22
14		09:58:46	729	Linck, Paul		USA	USA	1:19:54	3:31	4:59:44	4:17	3:31:22
15		09:58:51	858	Rowley, Tim		CAN	CAN	1:04:34	3:45	5:12:43	3:22	3:34:28
16		09:59:30	846	Bishop, Tim		GBR	GBR	1:09:31	3:14	5:16:33	3:08	3:27:06
17		10:00:52	823	Heynemand, Pierre		CAN	CAN	1:02:52	2:44	5:17:55	3:41	3:33:42
18		10:02:50	678	Trauger, Tom		USA	USA	1:03:22	2:26	5:09:50	4:54	3:42:20
19		10:03:54	732	Monks, Carmen		USA	USA	1:08:17	4:33	5:26:33	4:50	3:19:44
20		10:08:30	849	Chaid, Steve		AUT	USA	1:15:07	4:38	5:17:44	3:16	3:27:47
21		10:09:10	839	Ference, Dave		USA	USA	1:00:51	3:17	5:20:41	3:12	3:41:11
22		10:09:18	772	MacMahon, Ted		USA	USA	1:19:31	4:42	5:32:15	5:05	3:07:46
23		10:09:30	824	Bauer, Kelly		CAN	CAN	1:08:40	2:52	5:27:58	2:55	3:27:06
24		10:10:24	828	Biville, Patrice		FRA	FRA	1:21:09	5:04	5:19:02	5:52	3:19:19
25		10:11:05	707	Matthews, Mark		AUS	AUS	58:43	3:56	5:04:39	2:48	4:01:00
26		10:11:08	857	Capune, William		USA	USA	1:07:44	4:40	5:34:56	3:17	3:20:33
27		10:11:23	793	Szunyog, Zsolt		SWI	HUN	58:40	2:53	5:33:12	4:00	3:32:40
28		10:11:27	691	Bursell, John		USA	USA	1:09:52	3:53	5:15:26	5:13	3:37:05
29		10:11:34	853	Tetreault, Myron		CAN	CAN	58:16	3:05	5:18:29	4:15	3:47:31
30		10:12:27	669	Glah, Ken		USA	USA	1:00:47	2:39	5:16:25	4:46	3:47:52
31		10:13:27	758	Tamura, Minoru		JPN	JPN	1:07:05	3:31	5:36:53	5:19	3:20:40
32		10:13:32	819	Zivkovic, Josip Mladin		HRV	CRO	1:08:41	3:12	5:17:48	3:33	3:40:20
33		10:13:33	790	Cooper, Brad		USA	USA	1:04:54	3:12	5:15:47	3:11	3:46:31
34		10:13:59	672	Sunners, James		CAN	CAN	1:08:30	3:17	5:04:34	4:47	3:52:53
35		10:14:15	861	Figini, Luca		ITA	ITA	1:03:13	3:13	5:25:44	2:58	3:39:10
36		10:14:43	737	Ishikura, Keisuke		JPN	JPN	1:11:25	2:58	5:28:36	3:19	3:28:27
37		10:15:01	851	Nielsen, Orla		DNK	DEN	1:13:54	4:31	5:36:56	4:48	3:14:53
38		10:15:03	783	Shimanovskiy, Konstantin		RUS	RUS	1:08:04	4:03	5:15:15	3:28	3:44:14
39		10:16:32	710	Brader, Gerhard		GER	GER	1:12:14	3:51	5:29:14	4:42	3:26:33

# AGE GROUP RESULTS

Place	Bla	Time	Numbe	Lname	Fname	Cnt	Rep	Swim	Tr1	Bike	Tr2	Run
40		10:16:37	809	Richardson, Mark		GBR	GBR	1:08:26	5:04	5:12:12	5:21	3:45:36
41		10:16:50	833	Madsen, Joern		DNK	DEN	1:13:21	4:24	5:26:08	3:54	3:29:04
42		10:17:37	850	Marton, Rodney		AUS	AUS	1:03:23	3:33	5:17:41	5:09	3:47:52
43		10:18:44	722	Hill, Rob		AUS	AUS	1:14:47	4:24	5:30:14	4:50	3:24:31
44		10:18:57	794	Ryan, Mark		USA	USA	1:08:13	3:21	5:30:24	3:53	3:33:07
45		10:19:16	748	Groda, Anselm		GER	GER	1:07:10	3:04	5:23:17	3:42	3:42:05
46		10:19:25	834	Kleinhenz, Kevin		USA	USA	1:03:20	3:30	5:21:04	4:28	3:47:05
47		10:19:42	812	Dawson, Fraser		GBR	GBR	1:10:50	3:31	5:38:48	2:52	3:23:43
48		10:19:57	866	Schwarze, Stephan		USA	GER	1:08:23	3:17	5:26:41	3:58	3:37:40
49		10:20:41	775	Dossow, Uwe		GER	GER	1:07:12	3:23	5:21:20	3:54	3:44:53
50		10:21:13	835	Pollmann, Stefan		GBR	GER	58:07	2:49	5:33:46	4:00	3:42:33
51		10:21:21	774	Bouvier, Arnaud		FRA	FRA	1:10:55	3:11	5:26:43	3:20	3:37:15
52		10:21:59	855	Parkinson, Richard		SGP	GBR	1:10:58	2:47	5:26:35	3:53	3:37:47
53		10:22:28	730	Jones, Scott		USA	USA	1:01:44	3:09	5:27:23	3:43	3:46:33
54		10:23:00	890	Richlik, Uwe		GER	GER	1:16:51	3:26	5:19:15	4:47	3:38:42
55		10:23:04	697	Breese, Geoff		AUS	AUS	1:13:21	7:57	5:29:09	6:06	3:26:34
56		10:23:09	854	Bernot, Eric		FRA	FRA	1:16:17	4:10	5:23:29	4:10	3:35:05
57		10:23:41	811	Schoetzau, Thomas		SWI	SUI	1:28:33	3:00	5:20:18	3:40	3:28:12
58		10:23:56	856	Walker, Chris		GIB	GIB	1:01:02	3:17	5:29:09	9:36	3:40:55
59		10:24:18	694	Busko, Billy		USA	USA	1:13:18	3:51	5:30:37	3:27	3:33:06
60		10:24:52	815	Shirato, Taro		JPN	JPN	1:01:11	2:44	5:34:22	3:57	3:42:39
61		10:25:23	821	Dillon, Tod		USA	USA	1:10:24	3:40	5:38:37	3:29	3:29:16
62		10:25:39	873	Mende, Uwe		GER	GER	1:15:14	5:03	5:41:42	4:09	3:19:33
63		10:26:46	868	Lewis, Sean		USA	USA	1:10:07	3:01	5:08:50	3:00	4:01:49
64		10:28:45	893	Burger, David		USA	USA	1:11:15	3:20	5:09:48	5:15	3:59:09
65		10:31:47	875	Aichholzer, Hannes		AUT	AUT	1:06:14	3:35	5:24:02	4:06	3:53:52
66		10:31:51	762	Bessaa, Mebarek		FRA	FRA	1:10:55	3:11	5:26:43	3:20	3:47:44
67		10:33:55	881	Matteo, Vincent		USA	USA	1:08:35	4:25	5:47:31	3:04	3:30:23
68		10:34:18	773	Hary, Bertrand		FRA	FRA	1:16:00	4:16	5:26:50	3:32	3:43:41
69		10:34:50	685	Ramsay, Peter		USA	USA	1:14:18	3:22	5:37:57	4:35	3:34:40
70		10:35:58	756	Kanayama, Yoshihisa		JPN	JPN	1:04:24	3:46	5:42:31	2:51	3:42:28
71		10:36:06	755	Mac Donell, Brett		USA	USA	1:03:53	4:12	5:27:44	5:49	3:54:29
72		10:36:11	874	Villena, Eric		FRA	FRA	1:07:09	2:32	5:05:56	5:25	4:15:11
73		10:36:25	709	Martin, Maximo		ESP	ESP	1:05:55	4:24	5:37:37	5:19	3:43:12
74		10:36:28	872	Rulon, Chris		USA	USA	1:10:06	4:16	5:32:40	4:07	3:45:21
75		10:36:47	675	Palmucci, Danilo		ITA	ITA	1:02:00	3:25	5:31:19	3:28	3:56:37
76		10:37:15	776	Probst, Greg		USA	USA	1:19:58	3:45	5:26:40	4:19	3:42:35
77		10:37:17	769	Vervoort, Peter		BEL	BEL	1:10:04	4:27	5:22:11	5:00	3:55:37
78		10:39:29	770	Rinnen, Norbert		GER	GER	1:19:04	4:14	5:26:25	3:16	3:46:32
79		10:40:01	795	Ernst, Alexander-Maximilia		GER	GER	1:02:07	6:27	5:21:19	4:08	4:06:02
80		10:40:08	888	Llado, Guillermo		ESP	ESP	1:03:08	2:52	5:22:13	4:37	4:07:21
81		10:41:01	859	Puy, Mauricio		ARG	ARG	1:02:53	6:24	5:35:18	8:39	3:47:49
82		10:41:58	830	Phelps, Darren		AUS	AUS	1:10:54	5:12	5:31:18	4:29	3:50:08
83		10:42:04	781	Mildren, Andrew		AUS	AUS	1:22:28	5:59	5:21:23	5:04	3:47:12
84		10:43:41	869	Eckl, Franz		GER	GER	1:18:47	4:05	5:39:59	3:33	3:37:18
85		10:44:25	778	Johansson, Fredrik		SWE	SWE	1:15:44	3:34	5:33:26	4:11	3:47:33
86		10:44:37	886	Gade, Michael		CAN	CAN	1:13:56	4:58	5:34:01	4:52	3:46:53
87		10:45:01	799	Herbe, Andreas		GER	GER	1:13:09	2:37	5:32:01	5:27	3:51:50
88		10:45:09	761	Day, Glenn		AUS	AUS	1:05:27	3:16	5:21:26	4:05	4:10:57
89		10:45:55	714	Hilt, Rainer		GER	GER	1:20:59	5:56	5:35:58	3:18	3:39:45
90		10:46:24	728	Faerber, Simon		SWI	SUI	1:19:10	4:37	5:32:51	4:00	3:45:49

# AGE GROUP RESULTS

Place	Bla	Time	Numbe	Lname	Fname	Cnt	Rep	Swim	Tr1	Bike	Tr2	Run
91		10:47:44	752	Luurtsema, Jon		USA	USA	1:12:01	4:11	5:38:26	6:54	3:46:14
92		10:47:56	681	Chriss, James		USA	USA	1:05:00	5:23	5:50:48	4:53	3:41:54
93		10:48:02	735	Sutherland, Mike		USA	USA	1:31:13	2:48	5:40:15	3:21	3:30:28
94		10:49:03	744	Adams, Jay		USA	USA	1:03:07	2:49	5:37:35	3:04	4:02:31
95		10:49:36	836	Craig, David		NZL	NZL	1:11:39	3:45	5:29:09	4:10	4:00:56
96		10:50:07	801	Bassett, Jeff		USA	USA	1:13:43	3:18	5:35:45	8:11	3:49:11
97		10:50:12	683	French, John		USA	GBR	1:22:25	4:27	5:48:02	4:12	3:31:09
98		10:51:00	876	Lessmeister, Frank		GER	GER	1:05:01	3:49	5:28:38	4:19	4:09:15
99		10:51:11	832	Doi, Keish		USA	USA	1:27:44	4:02	5:21:25	5:26	3:52:36
100		10:51:20	721	Vanmeveren, Bryan		USA	USA	1:11:33	4:19	5:44:59	4:45	3:45:46
101		10:51:36	831	Saez, Pablo		ESP	ESP	1:00:15	2:59	5:12:38	5:12	4:30:33
102		10:51:56	670	Gondre, Philippe		BRA	FRA	1:03:27	4:36	5:41:07	6:18	3:56:30
103		10:52:36	863	Maier, Gerhard		AUT	AUT	1:10:09	3:40	5:29:00	4:49	4:05:00
104		10:52:55	884	Zofrea, Vince		AUS	AUS	1:04:49	2:43	5:36:36	3:56	4:04:54
105		10:53:46	743	Fankhauser, Klaus		SWI	SUI	1:16:13	3:07	5:33:04	3:50	3:57:35
106		10:54:05	723	Boyce, Albert		USA	USA	54:54	2:24	5:21:42	3:08	4:31:59
107		10:54:53	747	Mason, Warren		GBR	GBR	1:19:37	4:48	5:28:55	2:41	3:58:54
108		10:55:00	705	Cooper, Scott		USA	USA	1:11:37	4:08	5:49:53	5:21	3:44:03
109		10:55:02	784	Dugan, James		USA	USA	1:12:21	3:58	5:27:47	4:07	4:06:50
110		10:55:34	785	Bowler, Simon		GBR	GBR	1:13:55	4:54	5:30:04	8:11	3:58:31
111		10:55:44	720	Buchanan, Trevor		AUS	AUS	1:20:55	3:57	5:32:48	4:17	3:53:49
112		10:55:49	740	Beckmann, Holger		USA	USA	1:08:26	4:00	5:40:19	4:23	3:58:43
113		10:55:54	818	Behler, Steve		USA	USA	1:16:24	4:11	5:48:39	4:07	3:42:35
114		10:57:09	702	Kawashima, Ryuichi		JPN	JPN	1:08:36	3:29	5:29:18	3:30	4:12:18
115		10:57:57	738	Bonfanti, Amedeo		ITA	ITA	1:40:23	6:28	5:27:00	5:16	3:38:52
116		10:57:59	717	Villane, Michael		USA	USA	1:11:26	3:37	5:52:26	3:16	3:47:17
117		10:58:14	909	Krueger, Michael		GER	GER	1:18:16	3:07	5:43:09	2:55	3:50:49
118		10:58:21	844	Nagle, Jeff		GBR	GBR	1:09:53	5:13	5:37:08	5:32	4:00:38
119		11:01:48	733	Milobar, Kris		USA	USA	1:15:27	3:43	5:39:28	5:08	3:58:03
120		11:02:01	887	Davis, Damion		AUS	AUS	1:09:48	3:29	5:29:33	4:19	4:14:54
121		11:02:05	780	Potter, John		USA	USA	58:23	2:45	5:37:30	3:08	4:20:21
122		11:02:25	820	Grande, Oystein		NOR	NOR	58:47	3:09	5:33:32	5:04	4:21:56
123		11:03:48	753	Heilman, Rich		USA	USA	1:10:14	4:13	5:28:26	5:03	4:15:55
124		11:04:02	764	Wakami, Satoki		JPN	JPN	1:11:10	5:20	5:39:19	5:44	4:02:31
125		11:05:37	845	Tomkinson, Chris		CAN	CAN	1:16:13	4:31	5:50:02	5:18	3:49:35
126		11:06:05	847	Graham, Jim		GBR	GBR	1:08:24	4:48	5:33:32	5:30	4:13:53
127		11:07:11	804	Sunde, Arne Olav		NOR	NOR	1:28:34	6:23	5:47:18	5:03	3:39:56
128		11:09:14	751	Ishida, Tsutomu		JPN	JPN	1:23:15	4:13	5:40:48	4:01	3:56:59
129		11:09:51	734	Yoshimura, Naoto		JPN	JPN	1:25:37	5:07	5:34:33	4:08	4:00:28
130		11:10:40	895	Nelson, Troy		USA	USA	1:08:43	3:16	5:16:06	4:02	4:38:35
131		11:11:22	716	Schwan, Michael		THA	GER	1:26:30	7:27	5:43:18	6:16	3:47:52
132		11:11:30	789	Mason, Richard		GBR	GBR	1:26:26	3:35	5:28:45	6:08	4:06:38
133		11:12:47	882	LaRiviere, John		USA	USA	1:08:32	6:07	5:40:23	6:24	4:11:23
134		11:14:01	749	Ohde, Luiz		BRA	BRA	1:09:52	5:04	5:26:41	4:11	4:28:15
135		11:14:14	698	Southwell, Chris		AUS	AUS	54:39	2:54	5:18:45	3:07	4:54:51
136		11:14:26	736	Harper, Stephen		AUS	AUS	1:15:35	3:52	6:03:32	2:51	3:48:38
137		11:15:09	870	Flageole, Marc		CAN	CAN	1:06:18	3:44	5:24:50	4:18	4:36:02
138		11:15:20	680	Hoerandner, Guenter		AUT	AUT	1:07:07	2:15	5:09:43	5:24	4:50:52
139		11:17:49	2081	Le Jamtel, Jerome		USA	FRA	1:24:58	5:20	5:49:22	7:04	3:51:08
140		11:20:06	791	Clark, Peter		AUS	AUS	1:10:15	8:21	5:46:39	5:11	4:09:42
141		11:21:33	852	Wilde, Erik		USA	GER	1:10:05	4:26	5:17:53	4:32	4:44:39



# AGE GROUP RESULTS

Place	Bla	Time	Numbe	Lname	Fname	Cnt	Rep	Swim	Tr1	Bike	Tr2	Run
142		11:23:23	810	Dilorenzo, Joe		USA	USA	1:09:52	7:08	5:47:07	4:40	4:14:38
143		11:25:34	843	Werner, Thomas		GER	GER	1:04:52	2:51	5:11:17	4:05	5:02:30
144		11:27:09	695	Gibbs, Hugh		GBR	GBR	1:09:57	6:12	5:36:58	4:49	4:29:15
145		11:30:37	800	Nazaroff, David		USA	USA	1:31:19	6:57	5:41:13	6:21	4:04:49
146		11:33:24	871	Auten, Gary		USA	USA	1:15:10	5:29	5:54:38	7:28	4:10:41
147		11:35:01	891	Gavioli, Claudio		BRA	BRA	1:02:28	3:36	5:38:45	6:24	4:43:51
148		11:35:29	668	Dias, Manoel Alberto		BRA	BRA	1:12:42	3:38	6:00:26	5:23	4:13:22
149		11:36:42	676	Hafler, Bryant		USA	USA	1:14:14	4:36	5:52:56	5:12	4:19:45
150		11:39:15	746	Roberts, Guy		USA	GBR	1:16:09	5:04	5:56:41	5:16	4:16:07
151		11:39:57	838	Foster, Andrew		AUS	AUS	1:11:03	4:26	5:40:26	7:53	4:36:12
152		11:43:06	712	Mori, Yoshitomo		USA	USA	1:22:26	4:55	6:20:52	4:29	3:50:26
153		11:43:55	688	Hynson, Clifford		USA	USA	1:12:09	4:10	5:48:20	5:17	4:34:02
154		11:45:28	686	Tremayne, Anthony		AUS	AUS	1:19:27	8:54	5:56:32	5:43	4:14:54
155		11:45:36	894	Claessen, Danny		BEL	BEL	1:11:12	5:15	5:20:00	6:46	5:02:26
156		11:50:38	692	Levick, John		GBR	GBR	1:16:56	3:07	6:06:10	5:05	4:19:22
157		11:50:40	805	Onishi, Masayuki		JPN	JPN	1:08:40	4:02	5:35:56	4:08	4:57:57
158		11:51:53	817	Rhodes, Jeffrey		USA	USA	1:17:19	5:56	5:57:55	7:54	4:22:50
159		12:03:51	877	Thornton, Terry		ZAF	RSA	1:10:42	2:52	5:36:02	4:06	5:10:10
160		12:07:23	711	Climaldi, John		USA	USA	1:18:37	5:48	5:54:38	5:49	4:42:32
161		12:07:26	713	Bilos, Peter		AUS	AUS	1:28:40	6:14	6:05:29	6:31	4:20:33
162		12:07:43	701	Di Bari, Valerio		SWI	SUI	1:31:33	7:04	6:06:25	5:34	4:17:10
163		12:08:16	826	Wilson, John		USA	USA	1:20:29	9:03	6:26:25	8:55	4:03:26
164		12:08:30	782	Timmermans, Wim		SWE	SWE	1:08:38	5:24	5:40:29	4:53	5:09:07
165		12:15:14	879	O'Toole, Philip		AUS	AUS	1:20:39	9:17	5:58:55	8:56	4:37:28
166		12:18:45	759	Coull, Graham		GBR	GBR	1:18:41	3:43	6:05:11	6:48	4:44:25
167		12:29:02	802	Franco, Sean		USA	USA	1:18:25	5:59	5:57:53	5:18	5:01:29
168		12:41:25	673	Gaston, Paul		USA	USA	1:33:13	4:44	6:16:30	8:28	4:38:32
169		12:48:33	766	Preston, Kurt		USA	USA	1:15:25	3:27	6:10:15	5:52	5:13:37
170		12:55:27	786	Griff, Charles		USA	USA	1:08:49	9:59	7:08:13	13:58	4:14:30
171		12:56:32	807	Shaffer, Scott		USA	USA	1:03:59	5:42	5:52:40	6:20	5:47:54
172		12:57:49	700	Petersen, Steven		AUS	AUS	1:14:32	5:42	6:01:29	5:33	5:30:36
173		13:06:37	671	Singson, Solomon (Kawika)		USA	USA	1:30:45	7:02	6:25:55	4:58	4:57:59
174		13:07:15	792	McGowean, Glen		USA	USA	1:13:14	6:55	7:02:04	7:18	4:37:46
175		13:07:44	777	Hilberath, Juergen		GER	GER	1:24:50	6:19	6:13:00	7:35	5:16:03
176		13:10:51	699	Blatter, Philippe		SWI	SUI	1:11:14	10:43	6:29:38	9:56	5:09:21
177		13:10:59	889	Holton, Andrew		USA	USA	1:14:07	3:44	6:02:04	4:33	5:46:32
178		13:11:18	2095	Price, Sean		USA	USA	1:10:03	5:21	6:32:20	6:44	5:16:53
179		13:11:31	765	Hill, John		USA	USA	1:19:08	6:36	6:23:32	7:35	5:14:42
180		13:12:46	726	Oggenovski, John		AUS	AUS	1:19:59	7:04	6:45:33	7:37	4:52:35
181		13:15:44	885	Deakin, Glen		AUS	AUS	1:20:14	7:49	7:10:09	11:30	4:26:04
182		13:30:54	825	Crandell, Todd		USA	USA	1:22:14	5:04	6:35:59	7:32	5:20:07
183		13:31:10	741	Putz, Robert		USA	USA	1:28:29	9:52	6:43:26	8:05	5:01:20
184		13:32:27	2078	Moses, Mark		USA	USA	1:17:01	6:36	6:43:00	13:02	5:12:50
185		13:33:14	715	Filippini, Jean-Pierre		BEL	BEL	1:23:53	6:35	6:25:39	10:31	5:26:37
186		13:38:26	727	Sullivan, Jim		USA	USA	1:15:30	5:07	5:37:44	4:53	6:35:13
187		13:42:03	842	Robson, Kevin		USA	USA	1:39:58	6:50	6:23:15	7:07	5:24:55
188		13:43:55	708	Loescher, Bradley		USA	USA	1:19:00	9:08	7:03:03	8:45	5:04:02
189		13:48:45	816	Merrin, Arie		CAN	CAN	1:43:42	10:16	6:16:10	11:26	5:27:14
190		13:53:25	703	Noda, Seiichi		USA	USA	1:22:21	8:21	6:41:58	8:05	5:32:42
191		13:54:36	2079	Bajwa, Guneet		USA	USA	1:31:36	9:13	7:00:47	11:57	5:01:04
192		13:58:37	798	Massoomi, Fred		USA	USA	1:28:38	10:06	6:21:02	18:45	5:40:09

# AGE GROUP RESULTS

Place	Bla	Time	Numbe	Lname	Fname	Cnt	Rep	Swim	Tr1	Bike	Tr2	Run
193		14:03:38	677	Giannetto, David		USA	USA	1:24:14	7:42	6:57:51	6:08	5:27:45
194		14:07:37	837	Alamo, Aquilino		USA	USA	1:41:23	7:22	6:34:16	8:04	5:36:34
195		14:15:14	813	Rinaldi, Mark		USA	USA	1:33:58	5:05	6:54:55	3:24	5:37:55
196		14:16:56	750	Carr, Jonathan		USA	USA	1:38:01	22:02	6:35:10	22:35	5:19:10
197		14:17:01	848	Jennings, Todd		USA	USA	1:23:00	10:35	7:01:53	18:02	5:23:32
198		14:25:51	2080	Callerame, Jim		USA	USA	1:16:47	7:38	6:58:50	11:13	5:51:25
199		14:27:30	806	Manzano, Efraim		USA	PHI	1:27:16	11:13	7:22:30	10:55	5:15:39
200		14:27:35	739	Robinson, David		USA	USA	1:38:56	10:27	7:27:17	11:18	4:59:39
201		14:30:10	706	Jonas, Jeff		USA	USA	1:35:07	6:53	6:57:31	11:44	5:38:56
202		14:33:01	684	Smith, Stephen		USA	USA	1:13:42	7:24	6:58:01	14:39	5:59:16
203		14:33:04	827	Carrington, Steve		USA	USA	1:16:44	5:00	6:38:56	5:35	6:26:51
204		14:36:53	718	Frings, Roger		USA	USA	1:32:24	10:09	6:48:46	10:07	5:55:28
205		14:39:01	767	Wells, Michael		USA	USA	1:26:38	7:21	6:53:34	7:23	6:04:07
206		14:40:53	731	Simmerman, John		USA	USA	1:35:32	9:59	7:11:42	10:48	5:32:54
207		14:42:14	829	Melo, Marcelo		BRA	BRA	1:18:58	7:10	7:25:54	11:05	5:39:09
208		14:42:24	745	Yurtin, Wayne		USA	USA	1:55:07	7:07	6:41:25	13:01	5:45:47
209		14:53:17	719	Zumsteg, Peter		TWN	SUI	1:54:13	6:21	6:55:40	7:24	5:49:42
210		14:57:12	693	Colbert, Leon		AUS	AUS	1:19:02	4:39	6:29:08	8:39	6:55:46
211		14:59:05	878	Warner, Marc		USA	USA	1:14:22	9:09	7:33:01	10:06	5:52:29
212		15:00:39	679	Wheeler, Dale		USA	USA	1:26:24	7:05	6:58:38	12:04	6:16:30
213		15:02:59	682	Wilkins II, C.C.		USA	USA	1:32:17	6:45	7:05:14	9:13	6:09:32
214		15:13:01	864	Gurrola, George		USA	USA	1:29:56	6:21	6:59:35	10:01	6:27:11
215		15:30:29	724	Wessman, Robert		USA	USA	1:25:08	6:15	7:25:37	5:44	6:27:47
216		15:43:10	687	Choy, Rick		CAN	CAN	1:36:02	10:44	7:13:51	11:04	6:31:30
217		16:02:40	883	Nadolski, David		USA	USA	1:41:02	6:37	7:00:20	10:49	7:03:54
218	DNF		860	Hodska, Eric		USA	USA	1:02:48	4:06	5:17:06	6:36	
219	DNF		771	Behrends, Folkert		ESP	GER	1:05:07	2:38	5:08:27	3:42	
220	DNF		788	Martin, Karl		SWI	SUI	1:08:21	4:13	5:28:14	3:06	
221	DNF		779	Ryan, Otto		CAN	CAN	1:10:18	3:08	5:22:53	4:32	
222	DNF		690	Labarca, Daniel		USA	CHI	1:15:11	3:55	6:07:00	5:58	
223	DNF		822	Vetter, Thomas		GER	GER	1:19:20	4:41			
224	DNF		763	Morrison, Chris		USA	USA	1:25:05	5:57	6:11:52		
225	DNF		803	Purrington, Peter		USA	USA	1:35:51	11:43	7:53:23	17:54	

## Men 50 - 54 Awards

Place	Bla	Time	Numbe	Lname	Fname	Cnt	Rep	Swim	Tr1	Bike	Tr2	Run
1		09:31:50	573	Schmatz, Wolfgang		GER	GER	1:05:45	2:45	5:10:19	2:58	3:10:05
2		09:54:09	599	Boyes, David		AUS	AUS	1:10:11	2:45	5:08:21	3:30	3:29:23
3		10:01:28	583	High, Patrick		USA	USA	1:03:26	3:04	5:16:30	3:20	3:35:10
4		10:03:26	533	Takahashi, Seigo		JPN	JPN	1:16:14	3:23	5:10:28	3:43	3:29:39
5		10:03:42	612	Begg, Alex		USA	USA	56:22	3:52	5:09:41	5:46	3:48:03
6		10:04:37	609	Roth, Markus		GER	GER	1:04:51	4:03	5:12:53	5:24	3:37:27
7		10:10:52	581	Vervisch, Stefaan		BEL	BEL	1:08:53	3:30	5:17:49	3:14	3:37:28
8		10:11:22	603	Breuer, Rainer		GER	GER	1:25:06	4:19	5:12:20	3:36	3:26:04
9		10:14:05	532	MacLeod, Bill		USA	USA	1:08:41	2:46	5:13:48	3:35	3:45:18
10		10:15:21	592	Duenner, Joachim		GER	GER	1:04:18	3:09	5:17:41	5:08	3:45:07
11		10:15:37	495	Lewis, Barry		USA	USA	1:13:53	3:25	5:18:01	3:12	3:37:09
12		10:17:46	534	Boer, Rob		NLD	NED	1:16:21	4:12	5:19:59	3:38	3:33:38
13		10:18:47	481	Bridgland, Murray		AUS	AUS	1:09:58	3:54	5:17:36	3:49	3:43:33

# AGE GROUP RESULTS

Place	Bla	Time	Numbe	Lname	Fname	Cnt	Rep	Swim	Tr1	Bike	Tr2	Run
14		10:21:20	613	Allen, James		USA	USA	1:00:18	3:21	5:23:35	3:45	3:50:22
15		10:21:36	520	Buehlow, Peter		CAN	CAN	1:12:52	3:39	5:26:57	3:56	3:34:14
16		10:22:08	559	Adkison, Rodney		USA	USA	1:16:44	3:30	5:23:07	3:27	3:35:21
17		10:27:13	569	Ford, Mark		USA	USA	1:06:46	4:41	5:30:43	5:03	3:40:02
18		10:27:42	519	Lauk, Joern		GER	GER	1:08:44	4:56	5:19:55	8:30	3:45:40
19		10:28:08	547	Roeder, Mario		GER	GER	1:23:29	4:17	5:09:03	3:10	3:48:10
20		10:28:24	607	Robertson, Rusty		USA	USA	1:02:59	4:22	5:38:28	3:51	3:38:45
21		10:29:01	480	Black, Larry		USA	USA	58:33	2:54	5:31:23	4:03	3:52:10
22		10:29:24	585	Pratte, Claude		CAN	CAN	1:10:07	4:04	5:39:02	3:46	3:32:27
23		10:32:01	567	Moller, John Hvass		DNK	DEN	1:24:47	4:10	5:06:56	4:12	3:51:58
24		10:32:17	608	Dogruol, Gokhan		TUR	TUR	1:08:55	3:18	5:28:13	4:02	3:47:51
25		10:32:32	579	Poisson, John		USA	USA	1:03:55	5:42	5:24:41	5:42	3:52:33
26		10:35:25	605	Lonsdale, Duncan		USA	USA	1:04:05	3:52	5:40:07	4:28	3:42:54
27		10:38:12	611	Hertel, Keith		USA	USA	1:08:18	4:37	5:26:09	5:16	3:53:53
28		10:38:35	550	Welch, Kyle		USA	USA	1:01:40	3:00	5:33:24	6:29	3:54:05
29		10:39:16	471	Wilson, John		USA	USA	1:13:13	3:02	5:40:31	4:39	3:37:53
30		10:41:20	548	Vuailat, Franck		FRA	FRA	1:13:04	5:15	5:36:40	6:00	3:40:23
31		10:43:22	578	Omur, Korkut		TUR	TUR	1:01:15	3:57	5:37:26	4:49	3:55:58
32		10:44:51	526	Willis, Kevin		CAN	CAN	1:14:40	3:53	5:25:44	4:55	3:55:40
33		10:45:42	593	Muroya, Koji		JPN	JPN	1:14:20	3:33	5:35:29	4:56	3:47:25
34		10:46:39	570	Roberts, Terry		AUS	AUS	1:09:00	4:39	5:39:36	3:12	3:50:14
35		10:47:04	486	Van Leeuwen, Jacques		NLD	NED	1:08:40	3:57	5:41:15	4:18	3:48:56
36		10:49:06	601	Kraft, Manfred		GER	GER	1:23:13	3:56	5:34:57	3:38	3:43:25
37		10:50:59	565	Patterson, Steve		USA	USA	1:22:59	3:25	5:47:16	4:07	3:33:14
38		10:51:22	478	Moro, Mark		AUS	AUS	1:16:46	4:23	5:33:14	4:56	3:52:06
39		10:53:19	485	Avery, Wayne		USA	USA	1:20:56	5:10	5:34:11	4:02	3:49:02
40		10:53:21	508	Dehling, Peter		GER	GER	58:20	3:56	5:52:03	3:27	3:55:38
41		10:53:33	598	Sullivan, Kevin		USA	USA	1:11:03	4:50	5:45:56	4:43	3:47:03
42		10:54:00	517	Maguire, Jamie		USA	USA	1:10:11	4:12	5:31:33	4:24	4:03:42
43		10:54:43	572	Tremblay, Glen		CAN	CAN	1:09:01	3:53	5:24:05	4:53	4:12:51
44		10:55:28	563	Nillesen, Wolter Egbert		BRA	BRA	1:01:59	4:37	5:26:01	6:15	4:16:38
45		10:56:24	2071	Grandisson, Ghislain		CAN	CAN	1:13:47	4:00	5:48:04	4:01	3:46:34
46		10:57:18	535	Bingham, Stephen		AUS	AUS	1:10:45	3:30	5:29:44	6:00	4:07:21
47		10:57:43	492	Dr. Drechsel, Uwe		GER	GER	1:25:13	5:04	5:31:13	5:02	3:51:12
48		10:57:53	521	Moustoukas, Allan		AUS	AUS	1:08:44	4:39	5:39:54	3:10	4:01:28
49		10:59:13	482	Walker, Randal		CAN	CAN	1:05:05	5:20	5:45:17	5:22	3:58:10
50		11:00:58	556	Binder, Scott		USA	USA	1:02:39	4:06	5:29:36	7:16	4:17:22
51		11:01:12	546	Hurula, Matti		FIN	FIN	1:08:43	5:06	5:35:20	4:09	4:07:56
52		11:02:43	590	Knapp, John		GBR	GBR	1:20:37	2:52	6:01:17	3:09	3:34:49
53		11:03:39	555	Donnelly, Matt		AUS	AUS	1:07:14	4:29	5:26:44	5:06	4:20:07
54		11:07:11	586	Fiore, Mark		AUS	AUS	1:12:35	4:12	5:57:35	5:58	3:46:53
55		11:08:32	560	Pretsch, Andreas		GER	GER	1:16:34	4:30	5:35:31	4:46	4:07:14
56		11:09:38	566	Lonnemann, Dirk		GER	GER	1:11:34	3:54	5:32:29	3:10	4:18:33
57		11:12:37	588	Gaiser, Scott		USA	USA	1:13:45	4:55	5:51:45	3:24	3:58:51
58		11:12:53	574	Kessenich, Wes		USA	USA	1:28:01	5:07	5:37:19	3:19	3:59:09
59		11:13:40	558	Malloy, Edward		USA	USA	1:02:50	5:51	5:38:06	6:51	4:20:04
60		11:13:53	472	Gronbek, Jesper		DNK	DEN	1:20:51	6:37	5:56:45	4:36	3:45:06
61		11:15:22	523	Sulberg, Rainer		GER	GER	1:25:09	5:11	5:37:39	5:06	4:02:20
62		11:15:34	2076	Berkebile, Guy		USA	USA	1:18:11	4:13	5:42:10	4:45	4:06:16
63		11:17:41	553	Lorenz, Ralf		GER	GER	1:09:36	2:30	6:07:34	7:06	3:50:56



# AGE GROUP RESULTS

Place	Bla	Time	Numbe	Lname	Fname	Cnt	Rep	Swim	Tr1	Bike	Tr2	Run
64		11:18:07	576	Neal, Kevin		USA	USA	1:13:05	5:18	5:25:46	3:25	4:30:36
65		11:19:37	595	Burke, Mark		NZL	NZL	1:15:28	3:47	5:34:32	4:23	4:21:28
66		11:19:45	596	Orsvarn, Sten		SWE	SWE	1:12:05	2:24	5:38:30	3:17	4:23:30
67		11:20:40	597	Galle, Raphael		FRA	FRA	1:07:35	6:14	5:41:51	5:12	4:19:50
68		11:20:52	606	Eastham, Keith		GBR	GBR	1:24:54	4:50	5:54:07	3:45	3:53:17
69		11:21:15	527	Strat, Remy		FXX	FRA	1:25:15	4:22	6:06:47	4:01	3:40:51
70		11:21:38	544	Hall, Geoff		AUS	AUS	1:04:02	3:07	5:14:06	5:37	4:54:49
71		11:24:12	557	Glaus, Eric		USA	USA	1:06:33	4:27	5:37:40	5:37	4:29:57
72		11:25:02	562	Crook, Wayne		AUS	AUS	1:17:59	5:00	5:53:15	5:29	4:03:21
73		11:26:03	530	Smith, Brian		USA	USA	1:10:49	4:34	5:53:12	4:47	4:12:43
74		11:27:03	568	Falke, Dan		USA	USA	1:13:21	4:23	5:58:15	9:19	4:01:48
75		11:27:38	602	Leeman, Christopher		GBR	GBR	1:10:30	4:14	6:08:58	5:57	3:58:00
76		11:29:56	604	Goodger, Richard		AUS	AUS	1:30:22	4:11	5:44:41	6:05	4:04:40
77		11:32:45	552	Pellmann, Todd		USA	USA	1:20:16	7:01	6:08:32	3:52	3:53:06
78		11:34:21	543	Salvo, Frank		USA	USA	1:09:54	4:52	6:05:24	3:45	4:10:29
79		11:34:25	545	MacDonald, Robert		CAN	CAN	1:13:25	5:07	5:57:42	4:15	4:13:58
80		11:34:48	589	Simoneau, Cedric		FRA	FRA	1:15:01	4:19	5:46:02	6:39	4:22:49
81		11:34:50	564	Backes, Andreas		GER	GER	1:15:15	5:28	6:13:35	6:12	3:54:21
82		11:35:12	511	Perkins, Daniel		USA	USA	1:13:12	5:14	5:51:43	3:58	4:21:07
83		11:35:51	473	Drury, Kevin		USA	USA	1:09:59	3:26	5:53:08	14:41	4:14:40
84		11:36:17	2074	Wiseman, William		USA	USA	1:25:03	3:34	5:32:51	7:07	4:27:42
85		11:38:12	484	Brandson, Kelly		CAN	CAN	1:14:37	4:21	5:47:49	3:17	4:28:11
86		11:38:20	529	Avrea, Jim		USA	USA	1:01:37	3:33	5:46:17	5:05	4:41:51
87		11:39:24	525	Riddle, Alec		ZAF	RSA	1:03:19	3:47	6:38:34	8:51	3:44:55
88		11:41:02	474	McLeod, David		AUS	AUS	1:17:17	4:14	6:17:46	3:18	3:58:30
89		11:43:14	504	Keast, Brian		CAN	CAN	1:12:33	6:33	5:35:40	4:59	4:43:31
90		11:45:44	515	Lichtfouse, Eric		FRA	FRA	1:08:53	4:01	5:54:12	6:16	4:32:23
91		11:46:21	524	Messina, Luca		ITA	ITA	1:21:43	5:18	6:12:56	3:53	4:02:34
92		11:46:25	507	Collopy, Jonathon		USA	USA	1:29:09	6:04	5:59:39	7:02	4:04:32
93		11:46:37	2072	Wernicke, Carl		USA	USA	1:17:54	4:26	6:15:13	4:41	4:04:25
94		11:49:26	580	Parry, Darryl		CAN	CAN	1:23:09	8:41	6:03:01	6:42	4:07:56
95		11:49:37	487	Giles, Mike		CAN	CAN	1:18:31	4:50	6:13:26	4:51	4:08:01
96		11:49:38	600	Hamer, Steffan		GER	GER	1:22:35	5:20	5:49:31	4:49	4:27:23
97		11:51:57	582	Barbosa, Cec lio		BRA	BRA	1:25:08	5:37	6:10:50	5:25	4:04:59
98		11:54:14	528	Legg, Paul		AUS	AUS	1:09:20	4:07	5:55:53	6:09	4:38:47
99		11:55:10	494	Salinas, Omar		MEX	MEX	1:20:57	4:18	6:13:39	4:19	4:11:59
100		11:57:11	490	Blank, Roland		GER	GER	1:17:32	5:35	6:01:02	5:39	4:27:26
101		11:57:48	489	Ross, Scott		USA	USA	1:17:22	6:43	6:23:01	6:07	4:04:38
102		11:59:39	549	Ernst, Beven		AUS	AUS	1:10:05	4:29	5:45:09	3:56	4:56:03
103		12:01:11	522	Rady, John		USA	USA	1:24:19	5:53	6:17:53	7:19	4:05:49
104		12:03:16	577	Lambert, Philippe		FRA	FRA	1:22:15	4:33	6:05:46	3:38	4:27:05
105		12:17:31	477	Zager, Dirk		GER	GER	1:30:21	7:09	6:02:28	7:51	4:29:44
106		12:20:55	475	Davids, Chris		USA	USA	1:15:10	6:17	5:52:59	8:21	4:58:09
107		12:24:33	551	Watern, Jeff		USA	USA	1:17:51	3:20	5:41:36	7:34	5:14:14
108		12:37:48	571	Gruber, Michael		GER	GER	1:18:54	4:11	5:31:07	6:38	5:36:59
109		12:38:42	554	Whitis, Matthew		USA	USA	1:32:03	7:12	6:18:15	5:11	4:36:03
110		12:44:55	500	Thornton, David		AUS	AUS	1:10:37	7:35	6:18:24	9:05	4:59:15
111		12:45:11	541	Araki, Takeshi		JPN	JPN	1:17:09	13:44	5:46:43	8:53	5:18:43
112		13:03:23	542	Kaneb, Gary		USA	USA	1:55:57	5:32	6:03:45	6:17	4:51:54
113		13:06:15	497	Seaver, Rob		USA	USA	1:13:58	6:48	6:46:03	7:49	4:51:38
114		13:09:08	513	Stoocklin, Markus		SWI	SUI	1:24:57	7:55	5:53:36	8:13	5:34:30

# AGE GROUP RESULTS

Place	Bla	Time	Numbe	Lname	Fname	Cnt	Rep	Swim	Tr1	Bike	Tr2	Run
115		13:09:39	498	Sawai, Gary		USA	USA	1:24:51	7:07	6:56:16	6:22	4:35:05
116		13:29:33	509	Burchard, Marshall		USA	USA	1:26:17	6:27	6:14:33	7:20	5:34:57
117		13:30:04	584	Leon, Ted		USA	USA	1:35:42	8:01	6:50:23	9:26	4:46:34
118		13:30:28	488	Pullin, Kevin		GBR	GBR	1:01:25	7:01	6:45:35	10:04	5:26:24
119		13:33:23	512	Wiley, Tim		USA	USA	1:48:35	8:47	6:10:17	14:07	5:11:39
120		13:33:36	503	Baker, Thomas		USA	USA	1:22:36	4:51	6:41:17	7:38	5:17:15
121		13:38:10	2093	Urbach, Rob		USA		1:15:39	5:18	7:20:20	23:44	4:33:11
122		13:38:42	499	Hogg, Clifford		GBR	GBR	1:26:03	8:52	6:42:42	8:30	5:12:38
123		13:43:52	2075	Glanvill, Derek		USA	USA	1:47:06	6:41	6:15:00	12:50	5:22:16
124		14:10:56	591	Freese, Woody		USA	USA	1:32:25	8:10	6:52:14	7:49	5:30:21
125		14:11:43	518	Lewis, Ross		AUS	AUS	1:13:02	4:21	5:55:31	10:18	6:48:32
126		14:15:54	483	Mallery, Kevin		USA	USA	1:27:51	7:13	6:44:00	7:05	5:49:46
127		14:30:10	2077	Alvarez, Luis		MEX	MEX	1:17:28	7:13	6:45:19	14:53	6:05:18
128		14:41:04	491	Miller, Mark		USA	USA	1:31:43	8:03	7:16:09	11:28	5:33:43
129		14:43:55	479	Dobson, Glenn		AUS	AUS	1:38:22	8:57	6:50:46	9:24	5:56:27
130		14:53:01	537	Nugent, Gavin		AUS	AUS	1:27:15	6:16	6:34:28	10:22	6:34:42
131		15:15:51	510	Gibbons, Robert		USA	USA	1:13:34	4:41	6:48:31	8:47	7:00:21
132		15:17:36	575	Bossis, Marc		FRA	FRA	1:32:59	9:28	7:29:50	14:18	5:51:03
133		15:20:32	493	Foster, Peter		USA	USA	1:45:22	8:57	7:27:12	8:43	5:50:21
134		15:33:15	539	Reed, Jim		USA	USA	1:29:42	6:35	6:59:07	13:56	6:43:57
135		15:37:50	505	Taylor, Stephen		AUS	AUS	1:14:21	6:13	6:53:34	10:12	7:13:33
136		15:38:35	476	Edgar, Michael		AUS	AUS	1:24:34	15:21	6:39:27	16:00	7:03:15
137		15:44:21	506	Anderson, Ted		AUS	AUS	1:34:31	10:43	7:17:21	11:34	6:30:15
138		16:06:35	501	Van Der Pol, Bill		USA	USA	2:17:44	6:14	7:27:09	8:06	6:07:24
139		16:24:23	502	Morel, Denis		CAN	CAN	1:41:14	9:16	7:45:17	11:57	6:36:41
140		16:32:10	536	Hudson, Tim		USA	USA	1:40:10	7:49	7:29:35	13:28	7:01:10
141	DNF		514	Holowesko, Mark		USA	BAH	1:04:39	5:54	6:13:10		
142	DNF		594	Carter, Mark		GBR	GBR	1:10:04	7:38	6:35:53	8:51	
143	DNF		531	Dobko, Randy		CAN	CAN	1:25:44	8:23	7:13:39	0:03	
144	DNF		496	Fink, Andreas		ITA	ITA	1:43:57	7:27	8:01:29		
145	DQ	12:57:00	516	Benoist, Marc		FRA	FRA	1:09:54	2:55	5:27:41	9:46	6:06:47

## Men 55 - 59 Awards

Place	Bla	Time	Numbe	Lname	Fname	Cnt	Rep	Swim	Tr1	Bike	Tr2	Run
1		10:05:48	409	Oviedo-Montoya, Pedro		ESP	ESP	1:11:25	3:48	5:19:41	4:58	3:25:58
2		10:26:05	429	McCluskey, Dan		USA	USA	1:04:04	3:19	5:16:37	3:47	3:58:21
3		10:32:09	428	Garnitschnig, Reinhold		AUT	AUT	1:11:40	3:43	5:23:22	7:05	3:46:22
4		10:33:35	368	Bertolo, Jean Marc		FRA	FRA	1:13:04	3:13	5:38:11	4:15	3:34:54
5		10:34:40	393	Van Heerden, Andreas (Andr		ZAF	RSA	1:18:31	3:54	5:30:53	4:20	3:37:03
6		10:37:46	396	Mudgett, Steven		USA	USA	1:07:56	3:29	5:26:59	4:54	3:54:31
7		10:43:57	425	Hill, John		AUS	AUS	1:21:11	4:16	5:29:59	5:22	3:43:12
8		10:48:48	363	Thornbury, William		GBR	AUS	1:14:19	3:00	5:37:57	6:09	3:47:25
9		10:49:21	407	Bakerman, Paul		USA	USA	1:08:37	6:04	5:41:03	4:28	3:49:12
10		10:54:29	433	Irvine, Jim		USA	USA	1:12:30	5:02	5:51:08	6:50	3:39:01
11		10:56:23	371	Stewart, Brett		AUS	AUS	1:13:08	5:34	5:19:48	6:41	4:11:15
12		11:00:26	398	Fisch, Gilbert		SWI	SUI	1:02:37	3:34	5:35:05	4:29	4:14:43
13		11:01:21	392	Bodenmann, Andreas		SWI	SUI	1:34:58	4:19	5:55:00	4:06	3:23:00
14		11:01:48	386	Blakeley, Kenneth		USA	USA	1:05:55	3:08	5:34:07	3:25	4:15:16
15		11:02:13	399	Heep, Reimond		GER	GER	1:19:25	3:47	5:38:38	6:01	3:54:25

# AGE GROUP RESULTS

Place	Bla	Time	Numbe	Lname	Fname	Cnt	Rep	Swim	Tr1	Bike	Tr2	Run
16		11:03:03	381	Meza, Juancarlos		CHL	CHI	1:05:01	4:04	5:54:06	3:25	3:56:29
17		11:03:33	383	Bozoian, Paul		USA	USA	1:02:36	6:15	5:38:50	5:47	4:10:06
18		11:09:46	423	Blackwell, Jeff		USA	USA	1:26:18	3:37	6:01:41	3:30	3:34:41
19		11:11:10	345	Clarke, Colin		AUS	AUS	1:10:08	4:01	5:47:43	4:09	4:05:12
20		11:17:25	421	Owens, Robert		AUS	AUS	1:16:15	4:52	6:05:12	5:11	3:45:57
21		11:20:55	419	MacDonald, Graeme		NZL	NZL	1:17:19	6:12	5:51:33	4:12	4:01:41
22		11:21:24	394	Gallo, Oscar		ARG	ARG	1:13:40	2:57	5:49:51	4:03	4:10:54
23		11:26:44	378	Geerts, Luc		BEL	BEL	1:11:04	4:27	6:10:41	7:43	3:52:51
24		11:28:15	422	Williams, Bruce		USA	CAN	1:02:06	4:37	5:50:38	3:01	4:27:55
25		11:28:30	372	Akahama, Koji		JPN	JPN	1:16:42	4:04	6:20:03	4:44	3:43:00
26		11:28:58	413	Brenner, Gary		USA	USA	1:24:43	4:17	6:18:15	4:55	3:36:50
27		11:29:31	385	Foulounoux, Thierry		FRA	FRA	1:16:26	3:28	5:36:01	4:00	4:29:38
28		11:30:33	401	Chavez, Steven		USA	USA	1:09:37	4:34	6:25:25	5:57	3:45:02
29		11:32:06	377	Mudgway, Brett		NZL	NZL	1:18:35	3:55	5:34:31	3:55	4:31:11
30		11:35:22	389	Parker, Michael		USA	USA	1:17:24	5:30	5:40:12	4:48	4:27:31
31		11:37:14	404	Thauvette, Gerry		CAN	CAN	1:26:11	4:21	6:05:31	4:29	3:56:44
32		11:39:24	402	Caron, Geert		BEL	BEL	1:19:12	6:25	6:23:15	5:21	3:45:13
33		11:40:10	387	Albers, Vincent		SWI	SUI	1:11:34	4:45	5:48:41	4:20	4:30:51
34		11:41:00	351	Norris, Randy		USA	USA	1:15:22	4:04	5:42:27	4:36	4:34:33
35		11:44:15	369	Ankele Jr, William P.		USA	USA	1:10:24	4:48	6:06:40	6:15	4:16:11
36		11:49:36	361	Dunlop, Doug		CAN	CAN	1:27:58	5:35	5:58:12	6:48	4:11:05
37		11:51:26	374	Dietrich, Johannes		GER	GER	1:20:48	2:23	6:00:24	4:11	4:23:43
38		11:51:52	382	Davidson, Larry		USA	USA	1:17:06	6:09	5:57:56	7:54	4:22:50
39		11:53:52	410	Colmant, Mike Colmant		USA	CAN	1:29:12	4:21	5:46:58	5:16	4:28:07
40		12:04:13	408	Schallmo, Daniel		GER	GER	1:11:41	3:49	5:32:41	3:20	5:12:44
41		12:10:35	400	Davis, Michael		USA	USA	1:25:18	5:34	6:08:25	4:28	4:26:53
42		12:11:18	435	Birkeneder, Georg		GER	GER	1:10:36	3:48	5:47:32	4:52	5:04:32
43		12:12:04	380	Meuser, Christian		BEL	BEL	1:26:41	4:34	5:33:50	4:30	5:02:32
44		12:14:12	347	Broadley, Greg		AUS	AUS	1:12:25	4:46	6:09:03	4:04	4:43:55
45		12:15:37	431	D'Alessandro, Garrett		USA	USA	1:25:17	6:42	6:24:35	7:49	4:11:15
46		12:29:30	390	Davidson, Andrew		AUS	NZL	1:28:47	6:06	6:06:08	5:33	4:42:59
47		12:32:55	376	Clausen, Per		DNK	DEN	1:21:09	3:07	6:22:12	5:55	4:40:33
48		12:36:23	366	Hinman, Rick		USA	USA	1:19:24	4:39	6:19:45	10:28	4:42:09
49		12:42:08	356	Boylan, Scott		USA	USA	1:24:01	7:16	7:02:05	8:39	4:00:08
50		12:44:29	358	Moriarty, David		NZL	NZL	1:39:25	5:33	6:31:17	4:13	4:24:03
51		12:46:26	424	Dawson, Michael		AUS	AUS	1:20:18	8:30	6:42:56	8:56	4:25:49
52		12:47:06	384	Zacharias, Jay		USA	USA	1:27:18	5:16	6:49:15	6:54	4:18:24
53		12:50:57	352	Santos, Verne		USA	USA	1:10:59	8:01	6:39:42	8:12	4:44:05
54		12:53:57	364	Aleknaviccius, Kes		GBR	GBR	1:11:00	5:26	6:28:13	6:46	5:02:34
55		12:55:35	417	Jovanovich, Mike		USA	USA	1:33:49	9:46	6:07:28	6:23	4:58:12
56		12:57:49	375	Suters, Anthony		AUS	AUS	1:20:50	7:52	6:11:10	7:26	5:10:33
57		13:01:55	426	Brookner, Steve		USA	USA	1:26:27	5:14	6:34:39	6:40	4:48:57
58		13:05:21	420	Bennett, Sean		GBR	GBR	1:25:36	4:35	6:36:08	6:00	4:53:03
59		13:13:03	416	MacKenzie, Doug		CAN	CAN	1:17:13	6:02	6:26:06	8:18	5:15:26
60		13:16:09	355	Kuehn, Ken		USA	USA	1:14:00	4:38	6:08:24	8:21	5:40:48
61		13:17:25	432	Benaddou Idrissi, Chakir		MAR	MAR	1:14:39	7:08	6:45:36	7:31	5:02:33
62		13:18:39	391	Mullen, Nace		USA	USA	1:22:41	6:47	6:34:51	6:23	5:07:59
63		13:32:55	434	Brooks, Curtis		USA	USA	1:24:43	6:36	6:23:46	7:55	5:29:56
64		13:39:15	365	Parsons, Benny		AUS	AUS	1:24:40	5:02	6:39:20	6:09	5:24:07
65		13:42:59	2069	Christofferson, Randy		USA	USA	1:21:38	7:24	6:22:56	7:45	5:43:17
66		13:46:27	350	Gray, Patrick		USA	USA	1:31:53	5:31	6:56:09	7:06	5:05:50



# AGE GROUP RESULTS

Place	Bla	Time	Numbe	Lname	Fname	Cnt	Rep	Swim	Tr1	Bike	Tr2	Run
67		13:49:05	346	Whitman, Bob		USA	USA	1:34:53	8:49	6:54:52	10:48	4:59:46
68		13:50:38	405	Appeldorn, John		USA	USA	1:19:53	5:20	6:18:49	8:28	5:58:11
69		13:57:01	395	Albersmann, Anne		GER	GER	1:19:11	6:39	7:05:11	6:43	5:19:19
70		13:57:08	427	Grondin, Luc		CAN	CAN	1:17:12	5:40	5:26:01	12:55	6:55:21
71		13:58:13	362	Winn, Eric		USA	USA	1:22:20	8:06	6:34:35	8:50	5:44:24
72		14:07:47	415	O'Keefe, Mark		USA	USA	1:21:42	5:41	6:31:56	11:15	5:57:16
73		14:09:44	403	Simard, Gilles		CAN	CAN	1:36:39	7:58	6:49:53	11:35	5:23:41
74		14:20:17	359	O'Donnell, Edmund		USA	USA	1:26:50	8:45	7:35:28	6:49	5:02:27
75		14:22:10	370	Robinson, Ralph		USA	USA	1:30:05	7:59	7:41:01	8:59	4:54:08
76		14:24:28	414	Turnidge, Dave		AUS	AUS	1:07:29	3:50	6:51:07	8:53	6:13:12
77		14:25:23	397	Pasquali, Pierluca		ITA	ITA	1:28:15	8:38	7:11:31	14:40	5:22:21
78		14:27:21	349	Greineisen, Bill		USA	USA	1:24:46	8:08	6:19:29	8:59	6:26:01
79		14:30:24	373	Maxted, John		GBR	GBR	1:31:25	8:59	7:13:39	13:30	5:22:53
80		14:39:33	357	Maskell, Dave		CAN	CAN	2:01:53	4:28	7:12:09	9:10	5:11:55
81		15:06:52	418	Mugel, Jonathan		USA	USA	1:35:05	11:55	7:04:12	13:19	6:02:23
82		15:08:46	411	Lewis, Larry		USA	USA	1:40:52	9:51	7:03:57	16:14	5:57:53
83		15:10:40	367	Harris, John		USA	USA	2:00:22	18:54	7:36:32	18:08	4:56:46
84		15:31:20	388	Smith, Terry		USA	USA	1:29:20	10:07	7:03:23	34:45	6:13:47
85		15:38:23	406	Mahaffey, James		USA	USA	1:19:09	9:32	7:27:10	11:49	6:30:45
86		15:49:07	2070	Spartin, David		USA	USA	1:38:05	7:03	7:37:13	9:13	6:17:36
87		15:56:50	348	Brandon, Paul		AUS	AUS	1:34:05	8:07	7:21:42	7:11	6:45:47
88		16:10:03	379	Stephenson, Christopher		AUS	AUS	1:37:26	11:09	7:31:05	12:13	6:38:12
89		16:16:34	353	Wood, Peter		AUS	AUS	1:46:09	8:25	6:57:04	9:40	7:15:17
90	DNF		360	McDonald, Kim		USA	USA	1:04:10	4:04	5:56:53	5:37	
91	DNF		354	Taylor, Gregory		USA	USA	1:09:24	3:35	5:34:55	4:15	

## Men 60 - 64 Awards

Place	Bla	Time	Numbe	Lname	Fname	Cnt	Rep	Swim	Tr1	Bike	Tr2	Run
1		10:55:16	293	Simpson, Rick		USA	USA	1:07:50	3:20	5:42:36	2:15	3:59:17
2		10:58:26	303	Nottrodt, Kalli		GER	GER	1:00:37	3:04	5:35:08	5:23	4:14:16
3		11:00:45	307	Scott, Frederick		USA	USA	1:14:54	4:28	5:32:47	3:08	4:05:30
4		11:03:44	304	Churlet, Daniel		FRA	FRA	1:17:44	4:12	5:28:23	3:20	4:10:07
5		11:09:47	308	McCormack, David		AUS	AUS	1:24:09	4:22	5:51:03	3:15	3:47:01
6		11:10:49	302	Sattler, Hans		GER	GER	1:04:56	3:58	5:44:45	6:26	4:10:45
7		11:13:35	292	Brockus, Charlie		USA	USA	1:08:17	4:16	5:52:33	6:03	4:02:29
8		11:18:01	310	MacPherson, Murray		USA	CAN	1:39:58	8:13	5:46:49	6:04	3:36:59
9		11:33:36	266	Halttunen, Arthur		USA	USA	1:05:02	5:18	6:05:24	4:49	4:13:06
10		11:48:32	253	Pitman, Allan		AUS	AUS	1:14:02	3:18	6:09:26	3:42	4:18:06
11		12:00:53	285	Peppler, Pat		USA	USA	1:17:13	5:25	6:14:13	4:06	4:19:58
12		12:04:00	306	Coulson, Robbie		ZAF	RSA	1:12:16	5:01	5:59:09	4:32	4:43:04
13		12:06:42	281	Marti, Robert		FXF	FRA	1:41:22	9:14	6:36:02	6:49	3:33:17
14		12:11:35	254	Hefti, Hermann		SWI	SUI	1:37:00	3:34	6:06:13	8:27	4:16:21
15		12:13:08	294	Tout, Richard		CAN	CAN	1:41:00	5:02	6:01:05	5:45	4:20:17
16		12:17:44	299	Cook, Bruce		USA	USA	1:29:49	7:39	6:19:47	8:28	4:12:03
17		12:18:40	271	Horino, masaaki		JPN	JPN	1:29:40	6:02	6:23:08	4:25	4:15:27
18		12:20:09	283	Ackermann, Louis		SWI	SUI	1:29:43	6:52	5:45:18	5:52	4:52:26
19		12:21:07	278	Brookner, Andrew		USA	USA	1:26:27	5:16	6:25:43	3:57	4:19:46
20		12:22:09	270	Tsurukawa, Masayoshi		JPN	JPN	1:38:15	4:56	5:54:11	4:34	4:40:15
21		12:29:59	314	Schingler, Richard		USA	USA	1:26:49	4:29	6:16:14	4:38	4:37:51

# AGE GROUP RESULTS

Place	Bla	Time	Numbe	Lname	Fname	Cnt	Rep	Swim	Tr1	Bike	Tr2	Run
22		12:31:04	290	Schoch, Willy		SWI	SUI	1:29:45	5:34	6:17:10	5:37	4:33:01
23		12:33:54	287	O'Neill, David		USA	USA	1:11:08	7:11	6:42:14	4:38	4:28:45
24		12:34:11	298	Del Sastre, Manuel		ARG	ARG	1:28:56	7:40	6:23:47	8:19	4:25:31
25		12:40:07	265	Panichi, Claudio		ITA	ITA	1:28:07	5:47	6:09:24	4:54	4:51:57
26		12:41:19	273	Howitt, Rob		AUS	AUS	1:13:01	4:40	6:37:04	4:22	4:42:14
27		12:42:37	305	Rider, Walt		USA	USA	1:37:29	4:13	5:55:55	5:08	4:59:55
28		12:49:36	264	Wilson, Ron		AUS	AUS	1:17:10	4:14	6:43:59	7:29	4:36:46
29		12:53:01	272	Gruenbaum, Hubert		GER	GER	1:46:19	6:12	5:53:20	6:20	5:00:51
30		12:55:12	286	Zeigle, Michael		USA	USA	1:40:24	6:48	6:16:42	12:10	4:39:09
31		12:57:33	256	Ten Brinke, Gerrit		NLD	NED	1:39:08	3:45	6:25:05	5:52	4:43:46
32		12:57:44	300	Fletcher, Alan		NZL	NZL	1:16:02	4:27	6:33:20	5:19	4:58:37
33		13:07:20	267	Song, Mark		USA	USA	1:08:44	5:48	6:23:39	9:43	5:19:28
34		13:07:37	259	Crocker, Graham		AUS	AUS	1:08:04	4:43	6:24:35	4:36	5:25:40
35		13:12:52	288	Wien, Mike		USA	USA	1:17:19	6:30	6:46:06	6:13	4:56:46
36		13:14:04	289	Hilpert, Manfred		GER	GER	1:49:20	6:07	5:52:22	6:05	5:20:11
37		13:22:19	313	Smiler, Kingi		NZL	NZL	1:16:42	7:01	6:54:39	8:14	4:55:45
38		13:39:25	282	Cronin, Dan		USA	USA	1:20:48	14:00	6:53:24	10:42	5:00:33
39		13:43:42	255	Hetherington, John		CAN	CAN	1:39:12	4:45	6:39:42	7:19	5:12:47
40		13:53:59	258	Truscott, Al		USA	USA	1:33:46	4:23	6:47:05	6:14	5:22:33
41		13:55:55	279	Dallain, Robert		USA	USA	1:27:52	3:57	6:52:06	4:18	5:27:45
42		13:56:44	297	Fishman, Mario		CRI	CRC	1:24:08	11:08	7:05:36	8:04	5:07:49
43		14:07:16	280	Falconi, Robert		USA	USA	1:52:21	8:01	7:16:42	5:45	4:44:28
44		14:09:10	295	Hamilton, Micheal		USA	USA	1:44:42	8:27	6:39:40	12:06	5:24:17
45		14:12:10	301	Frobisher, Harold		USA	USA	1:27:13	4:31	6:28:13	3:31	6:08:44
46		14:15:01	277	Williams, Peter		AUS	AUS	1:35:58	7:33	6:26:53	6:29	5:58:11
47		14:23:51	263	Kraus, Mike		USA	USA	1:20:34	7:16	6:37:53	7:35	6:10:34
48		14:33:41	312	Peterson, Bill		USA	USA	1:22:22	7:36	6:50:40	7:47	6:05:18
49		14:40:52	269	Smith, Michael		AUS	AUS	1:32:05	6:12	7:02:45	9:17	5:50:35
50		14:41:18	311	Scott, Ian		AUS	AUS	1:28:02	8:54	7:11:54	11:36	5:40:54
51		14:46:15	276	Nitschke, Garry		CAN	CAN	1:41:03	9:43	6:39:24	12:28	6:03:39
52		15:07:24	291	Budd, Dennis		USA	USA	1:40:46	10:28	7:42:00	7:38	5:26:34
53		15:37:11	275	Callahan, Daniel		CAN	CAN	1:23:27	9:15	8:08:59	12:45	5:42:49
54		15:37:59	257	Knight, David		AUS	NZL	1:30:02	6:10	7:10:51	7:05	6:43:52
55		15:48:02	274	Butler, Barney		USA	USA	1:36:08	8:46	7:52:01	11:30	5:59:38
56		15:52:04	252	Seeley, David		USA	USA	1:34:16	6:14	7:10:06	11:49	6:49:42
57		15:54:16	260	Burton, Robert		USA	VEN	1:44:13	7:19	6:33:16	11:32	7:17:58
58		15:57:33	262	Kearns, Warren		AUS	AUS	1:22:32	8:43	7:41:53	10:21	6:34:05
59	DNF		268	Belt, Stephen		GBR	GBR	1:19:03	9:26	8:44:40		
60	DNF		261	Domoney, Christopher		GBR	GBR	1:27:55	4:29	6:11:13	4:26	
61	DNF		284	Vrastil, Miroslav		CZE	CZE	1:29:28	4:31	6:04:00	7:27	

## Men 65 - 69 Awards

Place	Bla	Time	Numbe	Lname	Fname	Cnt	Rep	Swim	Tr1	Bike	Tr2	Run
1		12:01:09	234	Zeilstra, Mink		NLD	NED	1:13:48	3:10	6:01:16	7:20	4:35:37
2		12:38:16	217	Butterworth, Simon		USA	USA	1:23:57	5:26	6:03:10	4:47	5:00:58
3		12:38:25	224	Balfour, Scott		GBR	GBR	1:26:14	7:04	6:49:31	5:56	4:09:42
4		12:56:22	233	Briones, Lou		USA	USA	1:34:19	6:23	6:15:04	4:38	4:55:59
5		13:03:31	231	Bauerle, Jurgen		GER	GER	1:40:49	9:41	6:34:13	7:04	4:31:47
6		13:07:23	219	Krofl, Drago		SVN	SLO	1:20:35	6:27	6:23:57	5:49	5:10:36

# AGE GROUP RESULTS

Place	Bla	Time	Numbe	Lname	Fname	Cnt	Rep	Swim	Tr1	Bike	Tr2	Run
7		13:14:03	215	Nobuka, Koji		JPN	JPN	1:33:20	9:43	7:08:35	8:10	4:14:16
8		13:14:07	221	Billeter, Bruno		SWI	SUI	1:41:26	8:21	6:35:04	10:05	4:39:14
9		13:14:51	208	Bourdillon, Patrick		USA	USA	1:27:00	5:33	6:44:17	7:10	4:50:53
10		13:18:13	236	Sanchez, Julio		ARE	USA	1:48:44	3:20	6:52:45	3:40	4:29:46
11		13:29:58	225	Bayer, Miloslav		CZE	CZE	1:49:24	4:46	6:27:25	7:36	5:00:48
12		13:34:42	210	Nagano, Hisao		JPN	JPN	1:33:10	6:12	6:41:33	5:57	5:07:53
13		13:41:45	226	Mogrovics, Michal		CZE	CZE	2:09:12	4:23	6:11:57	8:25	5:07:50
14		13:42:44	229	Soroka, James		USA	USA	1:14:35	7:14	6:55:38	11:17	5:14:02
15		14:06:34	212	Barry, Richard		USA	USA	1:22:07	5:36	6:46:44	8:11	5:43:57
16		14:10:02	223	Lowe, David		USA	USA	1:51:16	6:32	6:48:27	14:00	5:09:50
17		14:11:44	202	Thorsen, Geoffrey		AUS	AUS	1:32:40	6:26	6:29:59	7:09	5:55:31
18		14:17:12	232	Rosen, Ted		CAN	CAN	1:38:42	4:48	7:29:22	6:05	4:58:17
19		14:51:53	216	Windus, Charles		USA	USA	1:23:33	9:52	6:56:36	9:57	6:11:57
20		14:57:23	235	Price, Jim		USA	USA	1:49:32	10:50	6:41:05	12:18	6:03:40
21		14:57:26	227	Estess, David		USA	USA	1:19:37	6:40	7:38:15	8:11	5:44:44
22		14:57:58	205	Gilbert, Neil		AUS	AUS	1:46:25	12:57	6:55:14	10:56	5:52:28
23		15:02:17	206	Taube, Eric		ISR	ISR	1:24:46	6:28	7:22:33	8:42	5:59:50
24		15:02:35	230	Miyokawa, Kazutoshi		JPN	JPN	1:41:20	10:22	7:22:18	10:12	5:38:25
25		15:10:15	201	Davis, Mount		USA	USA	1:29:18	5:53	7:06:54	8:47	6:19:24
26		15:13:20	222	Sakajiri, Hitohiko		JPN	JPN	1:42:52	5:01	7:51:05	6:39	5:27:44
27		15:27:03	220	Resutek, Theophile		NCL	NCL	1:36:45	5:38	6:49:48	8:36	6:46:19
28		15:43:45	211	Brito, Marinaldo		BRA	BRA	2:10:52	11:07	7:27:22	10:44	5:43:43
29		15:59:16	213	Wilson, David		USA	USA	1:46:16	8:59	7:14:58	9:00	6:40:05
30		16:25:15	218	Lim, Seok Min		KOR	KOR	2:09:38	9:10	7:35:15	14:43	6:16:31
31		16:28:53	228	Valdez, Bob		USA	USA	2:02:39	8:23	7:13:00	8:48	6:56:05
32		16:42:10	204	McGrath, Les		AUS	AUS	1:24:42	9:01	7:27:33	11:32	7:29:23
33		16:50:55	209	Kelly, Colm		CAN	CAN	2:04:15	7:57	8:08:57	15:15	6:14:33
34		16:56:30	203	Wiltgen, Alan		USA	USA	1:55:25	8:16	8:13:28	9:38	6:29:45
35	DNF		207	Murphy, Jack		USA	USA	1:30:22	7:15	6:46:13	7:07	

## Men 70 - 74 Awards

Place	Bla	Time	Numbe	Lname	Fname	Cnt	Rep	Swim	Tr1	Bike	Tr2	Run
1		12:15:41	183	Kostic, Milos		CAN	CAN	1:50:33	8:14	6:13:19	7:03	3:56:33
2		13:57:08	195	Friedreich, Eckhard		GER	GER	1:24:36	7:40	6:49:42	7:04	5:28:08
3		14:22:03	186	Kreuzer, Peter		GER	GER	1:35:19	6:44	6:58:19	8:07	5:33:36
4		14:32:11	190	Hulse, George		AUS	AUS	1:31:48	10:02	6:49:07	8:33	5:52:43
5		14:40:49	194	Poole, Kenneth		ZAF	RSA	1:33:30	6:49	6:58:44	7:19	5:54:28
6		15:10:55	191	Ogawa, Tadayoshi		JPN	JPN	1:23:17	6:58	7:43:39	7:07	5:49:57
7		15:13:32	174	Giroux, Edward		USA	USA	1:29:38	8:36	7:12:52	9:23	6:13:04
8		15:18:02	178	Taki, Toyomi		JPN	JPN	1:32:09	5:30	6:41:54	5:40	6:52:51
9		15:20:12	181	Glass, Howard		USA	USA	1:51:26	9:55	7:32:58	8:53	5:37:02
10		15:21:28	193	Schicketanz, Helmut		GER	GER	1:54:02	9:01	7:05:35	10:55	6:01:58
11		15:29:26	184	Eastwood, Raymond		USA	USA	1:58:58	9:06	7:20:25	7:18	5:53:41
12		15:40:42	177	Nishimura, Yoshiyuki		JPN	JPN	1:27:55	5:37	8:12:18	7:41	5:47:13
13		15:43:59	187	McIntosh, Don		CAN	CAN	1:40:52	11:36	7:21:24	11:31	6:18:38
14		16:00:19	185	Schwartz, Merrill		USA	USA	1:54:15	7:28	7:28:22	7:58	6:22:19
15		16:11:54	170	Weber, John		USA	USA	1:23:45	12:06	7:32:36	11:15	6:52:14
16		16:11:56	192	Butler, Francis		USA	USA	1:43:47	11:14	7:21:16	13:40	6:42:01



# AGE GROUP RESULTS

Place	Bla	Time	Numbe	Lname	Fname	Cnt	Rep	Swim	Tr1	Bike	Tr2	Run
17		16:26:58	172	Huth, Joachim		CAN	CAN	1:45:42	12:14	7:29:16	14:17	6:45:31
18		16:35:27	189	Ensslen, Dick		CAN	CAN	1:45:37	9:14	8:17:10	10:23	6:13:04
19		16:46:27	173	Sato, Fumiaki		JPN	JPN	1:41:44	10:55	7:57:01	8:43	6:48:06
20		16:53:26	188	Farr, Jay		USA	USA	1:49:28	14:31	7:47:22	12:25	6:49:42
21	DNF		180	Nakano, Shoji		JPN	JPN	1:25:12	7:49			
22	DNF		176	Little, Roger		USA	USA	1:42:25	5:57	7:21:36	7:27	
23	DNF		171	Fife, Jack		USA	USA	2:19:03	9:07			

## Men 75 - 79 Awards

Place	Bla	Time	Numbe	Lname	Fname	Cnt	Rep	Swim	Tr1	Bike	Tr2	Run
1		14:30:56	168	Von Schrader, Georg		GER	GER	1:40:35	8:31	7:13:43	9:24	5:18:45
2		15:00:32	165	Ottaway, Ron		USA	USA	1:49:30	5:24	6:55:24	7:09	6:03:06
3		15:02:55	158	Kojima, Yutaka		JPN	JPN	1:27:13	8:32	7:21:46	10:04	5:55:23
4		15:42:40	166	Spasojevich, Thomas		USA	USA	1:46:24	11:27	7:16:41	9:33	6:18:37
5		15:50:42	164	Silverblatt, Fredric		USA	USA	1:51:05	10:29	7:45:10	10:34	5:53:25
6		15:56:44	161	Fleming, Neil		NZL	NZL	1:59:51	9:31	7:21:41	8:29	6:17:13
7		16:33:53	157	Tomita, Satoshi		JPN	JPN	1:56:00	9:27	8:04:04	9:48	6:14:37
8		16:41:38	159	Laramie, Mike		USA	USA	1:24:39	6:35	8:11:49	9:14	6:49:24
9		16:45:02	162	Brown, Herb		USA	USA	1:59:08	9:35	8:07:18	11:40	6:17:23
10	DNF		167	Shima, Takashi		JPN	JPN	1:53:16	13:47			
11	DNF		156	Brockenbrough, Roger		USA	USA	2:10:11	9:12	7:23:17	7:44	
12	DNF		163	Norman, Peter		GBR	GBR	2:10:32	9:01	8:07:03		

## Men 80 & Over Awards

Place	Bla	Time	Numbe	Lname	Fname	Cnt	Rep	Swim	Tr1	Bike	Tr2	Run
1		15:38:25	154	Inada, Hiromu		JPN	JPN	1:49:34	11:31	7:42:08	13:22	5:41:52
2		16:40:46	152	Roberts, Lyle		USA	USA	1:57:09	6:18	7:56:48	8:15	6:32:18
3		16:45:52	182	Hollander, Lew		USA	USA	2:09:13	7:26	7:44:47	7:29	6:36:59
4	DNF		151	Scott, Bob		USA	USA	1:55:58	6:18	6:56:14	10:50	

## Women 18 - 24 Awards

Place	Bla	Time	Numbe	Lname	Fname	Cnt	Rep	Swim	Tr1	Bike	Tr2	Run
1		10:16:31	2063	Linnell, Allison		USA	USA	1:03:18	2:12	5:41:03	2:05	3:27:55
2		10:22:15	2055	Lemeseva, Maria		RUS	RUS	1:16:24	3:06	5:33:03	2:53	3:26:51
3		10:35:46	2066	Morrison, Samantha		USA	USA	1:01:29	2:40	5:46:05	3:22	3:42:11
4		10:39:25	2050	Pereira, Vanessa		PRT	POR	1:07:15	3:41	5:43:32	4:05	3:40:54
5		10:57:11	2051	Dailey, Simone		GBR	GBR	1:12:35	3:21	5:49:35	4:59	3:46:43
6		10:59:09	2065	Carvalho, Maria		BRA	BRA	1:16:57	3:23	5:43:10	4:28	3:51:13
7		11:11:49	2052	Dementiev, Carolina		PAN	PAN	1:02:15	3:08	5:47:10	2:52	4:16:25
8		11:24:48	2044	English, Victoria		USA	USA	1:26:01	3:04	6:02:38	2:34	3:50:32
9		11:31:21	2064	Madaffari, Lauren		USA	USA	1:13:06	4:25	6:14:17	5:44	3:53:50
10		11:44:26	2068	Cribari, Andi		USA	USA	1:01:47	2:54	6:26:48	3:47	4:09:11
11		11:53:05	2061	Haishima, Ami		JPN	JPN	1:18:56	3:27	6:23:21	3:59	4:03:24
12		11:56:46	2049	Spasiuk, Brenda		ARG	ARG	1:11:20	2:29	6:39:45	4:24	3:58:50

# AGE GROUP RESULTS

Place	Bla	Time	Numbe	Lname	Fname	Cnt	Rep	Swim	Tr1	Bike	Tr2	Run
13		11:59:27	2046	Watts, Emily		USA	USA	1:12:49	3:06	6:25:29	3:36	4:14:29
14		12:07:45	2045	Johnson, Alicia		AUS	AUS	1:00:00	3:37	6:47:37	4:40	4:11:52
15		12:20:20	2059	Battig, Alessandra		USA	USA	1:12:03	3:35	6:04:50	3:22	4:56:33
16		12:20:44	2057	D'Ambrosia, Jane		USA	USA	1:04:24	6:01	6:58:10	7:34	4:04:37
17		12:36:13	2047	Myers, Lauren		USA	USA	1:08:47	6:31	6:31:26	6:35	4:42:57
18		12:44:43	2058	Schlitt, Meghan		USA	USA	1:07:42	4:57	6:54:48	5:03	4:32:15
19		12:47:40	2053	Schuhnagl, Katja		GER	GER	1:14:59	3:12	6:45:01	4:02	4:40:28
20		12:56:49	2042	Williamson, Michelle		USA	USA	1:26:16	3:48	6:41:00	4:25	4:41:21
21		13:54:01	2067	Weekes, Emily		CAN	CAN	1:38:23	3:42	7:05:49	4:59	5:01:10
22		14:04:43	2094	O'Hara, Sharon		IRL	1	1:23:23	4:04	6:47:09	10:48	5:39:21
23		14:55:40	2060	Trabold, Katja		SWI	SUI	1:17:01	4:23	6:20:30	6:55	7:06:52
24		15:59:34	2048	Hairsine, Caleigh		CAN	USA	1:27:29	5:48	8:11:59	6:55	6:07:25
25		16:22:52	2054	Sterlinge, Johanna		SWE	SWE	1:45:24	4:59	7:49:37	15:39	6:27:16
26	DNF		2062	MacPherson, Grace		AUS	AUS	1:04:52	4:12	6:40:03	9:43	
27	DNF		2043	King, Helen		AUS	AUS	1:08:25	3:05			

## Women 25 - 29 Awards

Place	Bla	Time	Numbe	Lname	Fname	Cnt	Rep	Swim	Tr1	Bike	Tr2	Run
1		09:51:07	1995	Kehoe, Danielle		USA	USA	1:07:30	2:26	5:11:26	2:14	3:27:33
2		09:53:53	1998	Faux, Catherine		GBR	GBR	1:00:43	3:04	5:21:34	2:55	3:25:39
3		10:02:40	1980	Chura, Haley		USA	USA	53:45	2:28	5:34:54	2:27	3:29:07
4		10:07:25	1956	Parkinson, Kathryn		AUS	AUS	1:04:31	3:02	5:36:53	2:40	3:20:22
5		10:22:38	1969	Roberts, Darbi		USA	USA	58:24	3:35	5:33:56	4:04	3:42:41
6		10:24:01	1977	Wohlers, Lindsay		USA	USA	1:03:12	3:22	5:35:54	3:03	3:38:31
7		10:24:18	1993	Marsh, Larisa		NZL	NZL	1:03:08	2:16	5:35:56	3:49	3:39:10
8		10:25:28	1952	Thomas, Kathryn		USA	USA	57:54	3:12	5:24:19	2:57	3:57:08
9		10:26:56	1999	Grohmann, Katharina		GER	GER	1:17:43	2:39	5:31:39	2:36	3:32:21
10		10:31:13	1987	Mata, Cristina		PAN	PAN	1:07:52	3:44	5:25:04	2:51	3:51:43
11		10:36:02	1972	Demello, Jessica		USA	USA	1:03:50	3:28	5:44:53	5:26	3:38:27
12		10:36:39	1967	Whitmore, Lauren		GBR	GBR	1:02:30	3:19	5:38:47	3:58	3:48:06
13		10:36:59	1996	Wigton, Rachel		USA	USA	1:08:24	3:16	5:46:21	3:10	3:35:51
14		10:49:10	1948	Gannon, Dimity		AUS	AUS	1:03:22	5:11	5:50:08	3:59	3:46:31
15		10:51:06	1965	Snipe, Rhiannon		AUS	AUS	1:10:00	3:04	5:56:12	2:56	3:38:57
16		10:51:40	1963	Kourtz, Amanda		USA	USA	1:18:52	4:54	6:01:43	3:52	3:22:21
17		10:52:29	1982	Kuehlelein, Angela		GER	GER	1:08:12	2:13	5:44:36	3:06	3:54:23
18		10:53:46	1981	Richter, Corinna		GER	GER	1:30:28	3:02	5:48:21	2:57	3:28:59
19		10:54:37	1962	Corker, Steph		CAN	CAN	1:04:19	4:17	5:48:59	4:06	3:52:59
20		10:59:03	1988	Lentzke, Jennifer		USA	USA	1:14:28	4:49	5:57:17	3:51	3:38:39
21		10:59:26	1961	Wallimann-Geier, Andrea		SWI	AUT	1:00:53	3:34	5:47:47	3:50	4:03:25
22		10:59:34	1973	Gruber, Elisabeth		AUT	AUT	1:09:31	3:32	5:48:05	9:28	3:49:00
23		11:02:00	1974	Gordon, Elizabeth		AUS	AUS	1:02:46	4:01	5:49:11	4:51	4:01:12
24		11:04:49	1958	Callan, Nicole		USA	USA	1:17:00	3:24	5:56:04	3:10	3:45:13
25		11:06:08	1978	Godesky, Alyssa		USA	USA	1:08:37	3:01	5:48:06	3:41	4:02:46
26		11:06:28	1986	Krakauer, Amy		USA	USA	1:00:50	3:05	5:59:35	4:11	3:58:48
27		11:07:23	1970	ALTMAN, Lectie		USA	USA	1:00:23	3:26	6:11:19	4:24	3:47:53
28		11:21:29	1950	Kielar, Kayla		USA	USA	1:07:52	3:45	6:09:05	5:17	3:55:32
29		11:22:00	1949	Honderd, Kathryn		USA	USA	1:14:12	4:12	5:52:28	4:17	4:06:52
30		11:23:01	1968	Sherman, Melanie		USA	USA	1:06:49	2:25	5:48:22	2:04	4:23:22

# AGE GROUP RESULTS

Place	Bla	Time	Numbe	Lname	Fname	Cnt	Rep	Swim	Tr1	Bike	Tr2	Run
31		11:25:09	1989	Bridgland, Caitlin		AUS	AUS	1:01:33	2:50	5:43:38	2:41	4:34:29
32		11:34:00	1985	SHIRAI, MASUMI		JPN	JPN	1:13:06	2:56	6:29:04	5:28	3:43:28
33		11:36:58	1966	Jones, Lauren		AUS	AUS	1:04:39	3:24	6:14:31	5:34	4:08:51
34		11:41:55	1994	Obsitos, Monica		USA	USA	1:10:08	2:48	6:13:48	3:17	4:11:55
35		11:46:36	1992	Tobar, Luiza		BRA	BRA	1:10:56	2:32	6:44:27	3:50	3:44:54
36		11:52:31	141	Deering, Annee		USA	USA	1:15:14	5:10	6:09:00	5:01	4:18:08
37		11:52:41	1951	Fillnow, Meghan		USA	USA	1:23:49	5:04	6:25:36	5:59	3:52:15
38		11:54:37	1964	Bregar, Olja		SVN	SLO	1:14:15	3:58	5:36:33	3:40	4:56:13
39		12:06:10	1997	Tobar, Cintia		BRA	BRA	1:20:30	2:03	6:29:18	3:27	4:10:55
40		12:19:31	1983	Taylor, Kathryn		USA	USA	58:08	2:44	5:59:36	3:55	5:15:09
41		12:23:28	1953	Siliciano, Anna		USA	USA	1:07:52	3:45	6:03:33	6:01	5:02:19
42		12:26:19	1959	Hess, Kelley		ZAF	USA	1:33:55	5:16	6:09:58	12:15	4:24:57
43		12:39:42	1960	Brougham, Katherine		GBR	GBR	1:34:19	3:31	6:43:33	3:54	4:14:27
44		12:43:25	1957	Signorelli, Agnese		ITA	ITA	1:27:49	4:04	6:31:14	6:16	4:34:03
45		12:56:21	1984	Pulizzano, Katie		USA	USA	1:33:10	5:21	6:57:51	4:56	4:15:05
46		13:04:41	1954	Wonnacott, Brandi		CAN	CAN	1:26:13	4:08	6:59:16	4:52	4:30:14
47		13:08:49	1975	Murawska, Anna		GBR	GBR	1:18:51	5:03	6:47:07	9:45	4:48:06
48		13:14:49	1991	Lahart, Kate		GBR	IRL	1:17:02	5:05	6:37:02	5:21	5:10:22
49		13:23:59	1979	Fraye, Corinne		USA	USA	1:30:28	6:15	6:56:33	7:14	4:43:31
50		13:43:48	1976	Schinkel, Erin		CAN	CAN	1:09:32	3:14	7:17:29	6:55	5:06:40
51		14:02:34	1971	Fogaren, Kristen		USA	USA	1:12:36	6:57	7:17:27	8:12	5:17:23

## Women 30 - 34 Awards

Place	Bla	Time	Numbe	Lname	Fname	Cnt	Rep	Swim	Tr1	Bike	Tr2	Run
1		09:53:50	1780	Adam, Stefanie		BEL	BEL	1:03:36	3:16	5:00:42	3:40	3:42:38
2		09:55:59	1839	Esefeld, Katrin		GER	GER	1:07:59	2:34	5:25:26	2:23	3:17:38
3		09:57:45	1826	Jackson, Christina		USA	USA	56:14	2:29	5:25:21	2:40	3:31:04
4		10:16:26	1841	Ross, Anna		NZL	NZL	1:03:25	3:04	5:39:30	3:15	3:27:14
5		10:17:59	1794	Cornman, Jocelyn		USA	USA	1:06:00	3:01	5:45:33	6:31	3:16:55
6		10:22:05	1843	Lloyd, Felicity		AUS	AUS	1:04:52	3:10	5:38:45	2:55	3:32:24
7		10:25:01	1813	Manning, Hailey		USA	USA	1:04:51	2:43	5:32:38	6:49	3:38:01
8		10:27:01	1775	D'Haese, Veerle		BEL	BEL	1:14:24	2:57	5:37:36	2:45	3:29:20
9		10:29:18	1812	Goffredo, Kendra		USA	USA	1:14:17	3:56	5:38:25	3:16	3:29:27
10		10:31:15	1842	Furness, Erin		NZL	NZL	1:11:10	3:42	5:40:33	3:48	3:32:04
11		10:32:12	1796	Bourchier, Kate		AUS	AUS	1:03:29	2:58	5:39:28	4:04	3:42:15
12		10:34:55	1817	Lind, Allison		USA	USA	1:08:29	2:58	5:49:13	3:41	3:30:36
13		10:41:46	1844	Geilhof, Barbara		GER	GER	1:25:05	3:17	5:31:44	3:21	3:38:21
14		10:41:56	1800	Hengels, Adrienne		USA	USA	1:12:10	2:48	5:40:01	2:41	3:44:18
15		10:46:13	1805	Richtrova, Jana		USA	CZE	1:25:55	3:06	5:25:50	2:24	3:49:00
16		10:48:02	1798	Miller, Emma		AUS	AUS	1:09:33	4:13	5:33:43	3:14	3:57:21
17		10:48:27	1827	Ferreira, Samantha		ZAF	RSA	1:04:39	2:54	5:40:54	4:02	3:56:00
18		10:50:52	1770	Kenney, Christine		USA	USA	1:12:20	3:12	6:10:43	3:17	3:21:22
19		10:51:17	1797	Wieck, Sonja		USA	USA	1:07:44	2:16	5:34:22	2:34	4:04:25
20		10:55:15	1804	Damiens, Pauline		FRA	FRA	1:25:09	3:16	5:51:36	2:49	3:32:28
21		10:55:42	1784	Benger, Catherine		AUS	GBR	1:24:23	3:29	5:53:09	3:32	3:31:11
22		11:02:28	1791	Hofer, Andrea		SWI	SUI	1:08:45	4:19	5:54:53	3:40	3:50:53
23		11:04:38	1795	Sykorova, Hana		USA	CZE	1:12:28	3:05	5:40:00	4:06	4:05:00
24		11:04:42	1769	Hart, Nicole		AUS	AUS	1:31:27	4:01	6:00:38	7:02	3:21:35
25		11:05:07	1835	Nyitray, Elizabeth		USA	DOM	1:05:56	2:46	5:57:29	2:49	3:56:09



# AGE GROUP RESULTS

Place	Bla	Time	Numbe	Lname	Fname	Cnt	Rep	Swim	Tr1	Bike	Tr2	Run
26		11:05:16	1819	Mollebro, Stine		DNK	DEN	1:02:16	3:50	6:03:30	3:36	3:52:07
27		11:06:23	1782	Sherlock, Lori		USA	USA	1:09:18	3:03	5:56:14	2:59	3:54:51
28		11:06:45	1816	Klein, Myriam		GER	GER	1:17:48	3:05	6:00:09	4:13	3:41:32
29		11:08:25	1821	Kersten, Erin		USA	USA	1:18:04	3:36	5:45:10	3:29	3:58:08
30		11:09:38	1779	Tessaro, Michela		ITA	ITA	58:44	2:40	5:54:12	4:59	4:09:05
31		11:10:23	1771	Schaller, Alexandra		SWI	SUI	1:09:51	4:34	5:59:57	4:02	3:52:00
32		11:10:27	1781	Hayles, Temple		USA	USA	1:10:15	3:51	5:59:20	4:11	3:52:52
33		11:11:06	1822	Joyce, Felicity		USA	AUS	1:16:28	3:41	5:51:43	4:09	3:55:07
34		11:11:13	1834	Kenny Scherber, Claire		CAN	CAN	1:02:01	3:38	6:15:53	5:07	3:44:36
35		11:13:18	1824	Cranfield, Emma		GBR	GBR	1:04:48	3:22	5:56:57	4:19	4:03:54
36		11:14:40	1774	Ellis, Erika		NCL	NCL	1:19:38	2:24	5:47:12	2:09	4:03:19
37		11:16:17	1833	Trimble, Laura		GBR	GBR	1:12:05	2:56	5:46:51	3:39	4:10:48
38		11:17:17	1811	Mueller, Carmen		SWI	SUI	1:15:38	3:47	5:54:01	3:52	4:00:00
39		11:18:08	1776	Johnson, Carly		USA	USA	1:15:05	4:34	6:00:05	3:52	3:54:34
40		11:22:53	1838	Roberts, Leah		USA	USA	1:07:34	4:01	6:15:12	4:08	3:52:00
41		11:23:10	1801	Luse, Nicole		USA	USA	1:15:15	3:36	6:16:45	4:32	3:43:03
42		11:27:01	1820	Du Buisson, Kathryn		ZAF	RSA	1:02:01	3:38	5:46:02	3:43	4:31:40
43		11:30:56	1823	Jurjevic, Marina		AUS	AUS	1:14:41	3:49	5:44:42	3:13	4:24:32
44		11:34:58	1786	Matthys, Melanie		BEL	BEL	1:13:56	4:21	5:46:23	3:59	4:26:20
45		11:36:01	1818	Vernon, Meg		USA	USA	1:08:20	3:22	6:22:09	5:13	3:56:59
46		11:39:08	1803	Romero, Rebecca		GBR	GBR	1:21:58	5:35	5:25:51	4:36	4:41:10
47		11:40:47	1773	Kay, Helen		NZL	NZL	1:16:59	4:10	5:59:27	5:51	4:14:21
48		11:42:34	1807	Melinz, Karin		AUT	AUT	1:12:56	3:08	6:06:49	4:48	4:14:54
49		11:43:46	1772	Ryan, Alison		AUS	AUS	1:08:44	8:01	6:27:44	5:43	3:53:37
50		11:44:16	1785	Fondermann, Rebecca		GER	GER	1:23:34	9:02	5:59:45	4:33	4:07:25
51		11:45:40	1837	Massa-Musiak, Elena		USA	USA	1:12:34	4:29	6:23:34	4:55	4:00:09
52		11:46:12	1778	Buser, Ariane		USA	USA	1:15:06	12:39	5:57:13	7:31	4:13:45
53		11:50:28	1787	Halbauer, Anne		GER	GER	1:18:48	5:20	6:20:19	4:39	4:01:25



# AGE GROUP RESULTS

Place	Bla	Time	Numbe	Lname	Fname	Cnt	Rep	Swim	Tr1	Bike	Tr2	Run
54		11:51:47	1831	Gaffel, Kylie		AUS	AUS	1:10:58	2:44	6:07:34	3:19	4:27:14
55		11:52:18	1840	Troy, Erin		USA	USA	1:10:41	3:37	5:55:00	8:12	4:34:52
56		11:57:39	1789	Braunshausen, Sarah		USA	USA	1:14:12	4:04	6:22:36	4:39	4:12:11
57		11:59:08	1783	Majors, Rachel		USA	USA	1:24:51	6:53	6:33:48	5:07	3:48:31
58		12:01:21	1792	Kirton, Marie		GBR	NZL	1:15:11	4:53	6:26:06	9:34	4:05:40
59		12:04:43	1777	Kerschenbauer, Eva-Maria		AUT	AUT	1:20:47	3:50	6:11:34	6:41	4:21:53
60		12:06:30	1810	Dragone, Andrea		USA	USA	1:12:07	3:50	6:32:04	4:33	4:13:57
61		12:23:42	1799	Yeomans, Kelly		USA	USA	1:23:03	4:48	5:55:32	6:24	4:53:56
62		12:42:00	2092	Bernard, Barbara Ann		USA	BAH	1:28:25	4:37	6:38:44	4:21	4:25:55
63		12:48:16	1825	Rutledge, Bethany		USA	USA	1:12:45	5:23	7:02:56	6:33	4:20:40
64		15:47:59	1788	DiCarlo, Jennifer		USA	USA	1:16:30	8:11	7:51:51	9:57	6:21:33
65		16:21:08	1814	Kashani, Susan		USA	USA	1:59:12	7:28	7:27:50	9:39	6:37:01
66	DNF		1815	Richardson, Shandra		USA	USA	1:04:34	4:08			
67	DNF		1808	Wilhelm, Andrea		USA	USA	1:04:51	3:55	6:45:04	4:01	
68	DNF		1806	Burger, Monique		NLD	NED	1:07:54	3:22			
69	DNF		1790	Brown, Brooke		CAN	CAN	1:08:11	2:21	5:18:55	2:25	
70	DNF		1828	Harrington, Willow		USA	USA	1:16:36	3:22	6:03:40	3:36	

## Women 35 - 39 Awards

Place	Bla	Time	Numbe	Lname	Fname	Cnt	Rep	Swim	Tr1	Bike	Tr2	Run
1		09:50:03	1586	Wicks, Hilary		NZL	NZL	1:02:41	2:39	5:16:06	3:24	3:25:15
2		09:53:18	1591	Jaenke, Kym		AUS	AUS	58:11	2:29	5:31:43	2:52	3:18:05
3		10:00:55	1544	Croft, Sheila		USA	CAN	1:10:46	3:25	5:29:30	3:03	3:14:12
4		10:01:44	1598	Li, Shiao Yu		TWN	TWN	1:09:19	3:01	5:29:32	3:31	3:16:24
5		10:02:14	1569	Black, Ali		USA	USA	1:09:35	3:07	5:19:40	2:56	3:26:59
6		10:10:07	1551	Willis, Janine		AUS	CAN	1:04:22	2:58	5:30:44	2:11	3:29:54
7		10:16:55	1592	Sloan, Jennifer		USA	USA	1:05:52	2:44	5:31:56	3:14	3:33:11
8		10:19:14	1555	Leblanc, Michelle		USA	USA	1:07:41	2:49	5:27:25	2:22	3:38:59
9		10:19:20	1567	Grossrieder, Monique		SWI	SUI	1:12:18	4:07	5:39:34	2:56	3:20:26
10		10:31:14	1524	Wilkinson, Jolene		USA	USA	1:07:12	3:27	5:24:39	3:25	3:52:33
11		10:34:39	1572	Gries, Susanne		SWI	GER	1:11:19	3:18	5:46:13	3:02	3:30:49
12		10:38:30	1542	Stephenson, Nell		USA	USA	1:18:19	3:44	5:41:49	3:10	3:31:30
13		10:41:52	1531	Wilkinson, Victoria		GBR	GBR	1:09:29	3:18	5:42:57	2:24	3:43:45
14		10:43:03	1574	Kieffer, Estelle-Marie		FRA	FRA	1:01:23	3:25	5:38:55	3:09	3:56:13
15		10:46:20	1577	Fernandez Cruz, Noelia		ARG	ARG	1:10:59	3:18	5:47:18	4:29	3:40:18
16		10:49:21	1564	Koekemoer, Martha		ZAF	RSA	1:13:58	2:42	5:44:47	4:39	3:43:16
17		10:50:57	1589	Haile, Cortney		USA	USA	1:11:02	5:09	5:50:00	3:58	3:40:50
18		10:52:48	1552	Steinscherer, Sabine		AUT	AUT	1:27:05	2:49	5:40:57	3:08	3:38:52
19		10:53:16	1563	Repec, Marie		USA	USA	1:24:51	9:24	5:34:08	4:06	3:40:51
20		10:53:35	1576	Heisinger, Lisa		USA	USA	1:16:42	2:41	5:55:38	2:47	3:35:50
21		10:55:59	1546	Frank, Richele		CAN	CAN	1:19:03	5:15	5:34:22	6:56	3:50:25
22		10:57:45	1557	Green, Gigi		NZL	NZL	1:03:16	3:23	5:48:33	8:29	3:54:05
23		10:58:34	1584	Bess, Andrea		USA	BRA	1:15:45	3:38	5:45:58	3:11	3:50:05
24		10:58:37	1601	Langer, Karin		USA	USA	1:01:52	2:24	5:51:20	3:23	3:59:40
25		11:00:03	1583	Grosse, Bianca		GER	GER	1:16:27	3:32	5:41:06	4:25	3:54:35
26		11:00:17	1556	Boyd, Suzanne		CAN	CAN	1:08:26	4:56	5:38:07	4:38	4:04:12
27		11:01:57	1561	Colless, Vanessa		AUS	AUS	1:28:18	4:29	5:52:51	4:01	3:32:20
28		11:02:45	1597	Criddle, Pamella		AUS	AUS	1:08:30	4:27	6:00:13	3:48	3:45:49
29		11:02:56	1585	Thiele, Catherine		AUS	AUS	1:08:39	3:18	5:48:28	3:54	3:58:38

# AGE GROUP RESULTS

Place	Bla	Time	Numbe	Lname	Fname	Cnt	Rep	Swim	Tr1	Bike	Tr2	Run
30		11:06:31	1520	Guinoiseau, Linda		FRA	FRA	1:08:42	4:13	5:50:06	4:31	3:59:01
31		11:06:47	1595	Pinto, Jennifer		USA	USA	1:09:45	3:29	5:53:55	5:33	3:54:08
32		11:07:29	1568	Kemp, Shannon		CAN	CAN	1:13:51	3:23	5:48:38	5:17	3:56:21
33		11:10:38	1533	Rachetto, Liza		USA	USA	1:04:28	3:29	5:32:41	3:19	4:26:43
34		11:13:51	1538	Baker, Sarah		USA	USA	1:00:46	2:52	6:09:00	2:59	3:58:16
35		11:14:20	1582	Christian, Melisa		USA	USA	1:17:09	4:45	5:59:03	7:32	3:45:53
36		11:14:39	1571	Lawrence, Amanda		USA	USA	1:09:46	3:08	6:00:53	2:59	3:57:56
37		11:15:16	1534	Vanrenterghem, Elke		BEL	BEL	1:10:10	3:28	5:46:37	4:35	4:10:28
38		11:15:45	1596	Coyle, Judith		USA	USA	58:53	3:35	6:03:14	4:35	4:05:30
39		11:17:33	1579	Groves, Natalie		CAN	CAN	1:01:38	4:00	5:50:32	4:57	4:16:28
40		11:18:26	1541	Kislukhina, Valentina		RUS	RUS	1:12:12	4:34	6:10:52	6:16	3:44:34
41		11:21:07	1523	Rogl, Astrid		AUT	AUT	1:17:11	4:13	6:09:47	3:23	3:46:34
42		11:21:51	1575	Zezelic, Andrea		CAN	CAN	1:20:41	3:40	5:59:36	8:22	3:49:34
43		11:22:35	1540	Egan, Charo		USA	USA	1:10:58	3:50	5:51:40	5:08	4:11:01
44		11:24:16	1590	Wirth, Simone		SWI	SUI	1:18:01	4:06	6:03:48	3:28	3:54:56
45		11:24:33	1527	Hepburn, Lisa		AUS	AUS	1:15:09	5:06	5:43:09	6:29	4:14:42
46		11:25:54	1562	Haude, Inga		GER	GER	1:08:16	4:24	5:44:19	4:01	4:24:56
47		11:26:43	1588	Colaizzi, Meredith		USA	USA	1:04:58	3:43	6:07:51	4:03	4:06:10
48		11:26:43	1528	Henzler, Lauren		USA	USA	1:04:41	3:49	6:01:55	5:42	4:10:37
49		11:31:02	1547	Nicol, Jennifer		CAN	CAN	1:15:08	4:15	6:25:14	4:26	3:42:01
50		11:31:38	139	Serrano, Molli		USA	USA	1:07:52	5:27	5:51:27	7:49	4:19:06
51		11:36:32	1554	Geller, Tina		USA	USA	1:12:10	4:15	6:00:51	10:01	4:09:17
52		11:37:44	1537	Brabyn, Eliza		AUS	AUS	1:20:40	3:37	6:11:49	5:29	3:56:10
53		11:38:13	1543	Douglas, Dierdre		CAN	CAN	1:12:16	5:36	6:22:57	7:35	3:49:51
54		11:40:53	1525	Medak, Alicja		GBR	POL	1:26:56	4:04	6:03:34	5:13	4:01:09
55		11:41:17	1580	Shelley, Julie		AUS	USA	1:09:36	4:01	5:53:49	3:47	4:30:06
56		11:41:48	1535	Cullen, Maureen		USA	USA	1:10:52	4:35	6:23:49	3:52	3:58:43
57		11:42:15	1532	Kerr, Natalie		AUS	AUS	1:14:14	2:32	5:59:12	4:47	4:21:32
58		11:44:07	1550	Kennedy-Nasser, Alana		USA	USA	1:17:27	4:52	6:10:35	10:13	4:01:01
59		11:44:57	1529	Wilkinson, Jill		GBR	GBR	1:12:22	4:13	5:41:13	6:19	4:40:53
60		11:45:06	1560	Swanson, Eileen		USA	USA	1:00:38	3:11	6:14:30	4:57	4:21:52
61		11:48:11	1573	Selbach, Rosiland		USA	USA	1:09:39	4:55	6:02:08	6:14	4:25:17
62		11:49:04	1565	Burger, Alexandra		SWI	SUI	1:30:23	4:18	6:12:56	6:38	3:54:50
63		11:49:36	1581	Defilippi, Angie		USA	USA	1:18:43	2:56	6:17:50	3:36	4:06:33
64		12:01:10	1599	Powell, Deborah		CAN	CAN	1:11:09	3:54	6:13:03	5:16	4:27:50
65		12:01:16	1559	Hearn, Cyrma		AUS	AUS	1:21:40	5:01	6:19:13	8:06	4:07:17
66		12:06:37	1587	Brown, Tyla		USA	USA	1:04:50	4:08	6:20:30	7:16	4:29:55
67		12:10:10	1536	Zamora, Tina		USA	USA	1:29:07	3:39	6:06:26	4:35	4:26:24
68		12:15:06	1593	Ravaglia, Sylvia		USA	USA	1:10:53	4:43	6:30:11	5:15	4:24:07
69		12:15:33	1558	Johnson, Nicole		CAN	CAN	1:21:43	5:07	6:27:37	5:48	4:15:19
70		12:15:58	1522	Tolentino, Kelly		USA	USA	1:45:56	4:22	6:33:23	5:23	3:46:56
71		12:19:45	1539	Hauptman, Danielle		USA	USA	1:21:54	4:01	5:53:12	5:05	4:55:35
72		12:24:51	1549	Shaw, Priscilla		USA	USA	1:44:12	6:11	6:14:02	5:44	4:14:44
73		12:29:36	1600	Bullard, Dana		USA	USA	1:24:16	3:29	6:33:09	4:53	4:23:50
74		12:50:43	1548	Newsome, Sarah		USA	USA	1:12:11	6:24	6:13:16	8:58	5:09:56
75		13:00:42	1530	Laska, Kathy		USA	USA	1:40:28	6:24	6:50:42	8:07	4:15:03
76		13:25:55	1570	Landes, Cassidy		USA	USA	1:20:52	5:00	7:03:40	8:41	4:47:44
77		13:28:36	1553	Moehle, Daniela		AUT	AUT	1:17:07	5:45	6:48:39	5:51	5:11:16
78		13:53:50	138	Wajer, Heather		USA	USA	1:34:36	6:11	6:17:13	9:44	5:46:08
79		14:16:19	1578	Lindsey, Tiffany		USA	USA	1:29:04	7:01	6:39:08	10:21	5:50:47



# AGE GROUP RESULTS

Place	Bla	Time	Numbe	Lname	Fname	Cnt	Rep	Swim	Tr1	Bike	Tr2	Run
80		15:52:30	1521	Patel, Mona		USA	USA	2:01:43	9:09	8:00:49	9:27	5:31:24
81	DNF		1545	Fantini, Sandra		FRA	FRA	1:00:40	3:07	5:58:21		
82	DNF		1594	Florea, Shannon		USA	USA	1:09:59	5:52	7:31:32	11:03	
83	DNF		1566	Fonseca, Fernanda		BRA	BRA	1:21:29	8:01			

## Women 40 - 44 Awards

Place	Bla	Time	Numbe	Lname	Fname	Cnt	Rep	Swim	Tr1	Bike	Tr2	Run
1		10:13:42	1249	McGrath, Amy		USA	USA	1:07:28	3:06	5:31:16	3:23	3:28:31
2		10:17:27	1288	Bretting, Nicole		GER	GER	1:15:11	3:05	5:22:33	2:57	3:33:42
3		10:20:51	1258	Harari, Lotty		PAN	PAN	1:10:07	3:35	5:33:08	2:34	3:31:30
4		10:22:11	1259	Boag, Simone		AUS	AUS	1:10:41	2:40	5:31:05	3:43	3:34:04
5		10:24:45	1269	Gerber, Karin		SWI	SUI	1:19:08	2:58	5:20:25	3:10	3:39:06
6		10:28:42	1268	Crowe, Susan		AUS	AUS	1:10:44	3:34	5:39:04	3:24	3:31:58
7		10:31:09	1296	Fisher, Andrea		USA	USA	56:32	3:21	5:38:24	3:08	3:49:47
8		10:39:48	1290	Javens, Amy		USA	USA	1:16:10	3:34	5:40:59	3:15	3:35:52
9		10:43:31	1228	Yetman, Peggy		USA	USA	1:13:53	2:28	5:50:57	3:31	3:32:44
10		10:47:20	1282	Holland, Penelope		AUS	AUS	1:05:11	3:05	5:46:03	3:18	3:49:44
11		10:50:42	1265	Quinn, Raelene		AUS	AUS	1:07:18	3:42	5:55:17	4:33	3:39:54
12		10:51:23	1234	Gauthier, Sylvie-Anne		CAN	CAN	1:03:15	3:39	5:43:18	4:04	3:57:09
13		10:55:00	1300	Anderson, Robyn		GER	RSA	1:05:52	2:51	5:56:37	4:09	3:45:32
14		10:57:37	1264	Kachinsky, Christine		USA	USA	1:22:23	4:39	5:49:15	4:37	3:36:45
15		10:58:17	1279	Potts, Deborah		USA	USA	1:18:34	3:35	5:42:51	2:25	3:50:54
16		11:02:52	1261	Brainard, Lesley		USA	USA	1:01:27	4:19	5:59:08	4:07	3:53:52
17		11:06:32	1248	Helms, Eva		GER	GER	1:14:34	3:14	5:38:09	7:37	4:03:01
18		11:08:15	1304	Thompson, Kirsty		ZAF	RSA	1:15:07	4:06	5:33:02	6:46	4:09:16
19		11:10:10	1257	Stern, Stacey		USA	USA	1:17:00	3:17	6:06:53	4:18	3:38:44
20		11:11:20	1237	Moreno, Monica		USA	USA	1:11:23	4:12	5:53:45	4:00	3:58:01
21		11:12:15	1230	Cole, Miriam		USA	USA	1:25:02	4:17	5:41:43	3:25	3:57:49
22		11:14:19	1225	Komaromy, Suzanne		USA	USA	1:27:33	4:40	5:45:06	5:43	3:51:20
23		11:14:41	1305	Kobayashi, Megumi		JPN	JPN	1:10:06	3:31	5:41:24	8:17	4:11:25
24		11:15:06	1241	Baroux, Lionele		FXF	FRA	1:12:50	5:40	5:53:36	4:19	3:58:42
25		11:15:46	1276	Mitschke, Alexandra		GER	GER	1:17:20	4:23	5:42:36	5:05	4:06:24
26		11:17:05	1240	Finch, Sara		AUS	AUS	1:17:30	3:51	6:07:07	5:11	3:43:26
27		11:17:46	1286	Greenfield, Katie		AUS	AUS	1:09:31	3:34	6:01:19	3:04	4:00:20
28		11:18:18	1271	Jorgensen, Rachelle		USA	USA	1:18:36	4:26	6:04:27	2:47	3:48:05
29		11:20:35	1256	Rollbuhler, Sandra		GER	GER	1:19:12	3:10	6:00:50	3:50	3:53:35
30		11:21:48	1298	Fabian, Kimberly		CAN	CAN	1:09:47	4:30	6:00:14	5:08	4:02:10
31		11:22:28	1250	Boyes, Michellee		AUS	AUS	1:11:35	2:23	5:28:52	3:00	4:36:39
32		11:22:58	1246	Fiocca, Julianne		USA	USA	1:17:04	3:51	5:37:15	3:06	4:21:43
33		11:27:17	1231	Epis, Kellie		AUS	AUS	1:20:39	3:47	5:56:29	3:45	4:02:40
34		11:27:21	1227	Elder, Dawn		USA	USA	1:07:45	3:27	6:00:46	4:23	4:11:04
35		11:28:53	1242	Bentley, Beth		CAN	CAN	1:18:22	3:22	6:24:11	5:54	3:37:07
36		11:29:04	1289	Mazin, Irena		ISR	ISR	1:26:49	4:35	6:07:21	4:29	3:45:52
37		11:30:32	1275	Wlad, Kerrie		USA	CAN	1:16:49	5:01	6:17:34	5:01	3:46:09
38		11:31:06	1229	Mountford, Pia		USA	USA	1:28:19	4:13	6:07:04	2:55	3:48:38
39		11:32:30	1260	Corydon, Annette		DNK	DEN	1:16:28	3:39	6:17:24	3:13	3:51:48
40		11:32:53	1278	Ruud, Chantil		USA	USA	1:17:03	3:39	6:01:54	6:24	4:03:55
41		11:34:57	1247	Dews, Carolyn		AUS	AUS	1:10:35	4:03	6:22:44	5:20	3:52:17
42		11:35:55	1287	Snowden, Jane		AUS	AUS	1:26:53	6:21	6:09:33	5:54	3:47:16

# AGE GROUP RESULTS

Place	Bla	Time	Numbe	Lname	Fname	Cnt	Rep	Swim	Tr1	Bike	Tr2	Run
43		11:38:10	1266	Sudoh, Ann		USA	USA	1:09:27	4:32	6:18:58	6:45	3:58:31
44		11:38:52	1284	Biondi, Flavia		BRA	BRA	1:09:38	3:20	6:08:33	4:09	4:13:13
45		11:39:38	1270	McDonald, Candice		GBR	GBR	1:14:04	4:17	6:28:26	4:30	3:48:24
46		11:39:38	1299	Burns, Peggy		USA	USA	58:11	3:28	5:53:19	6:44	4:37:57
47		11:41:29	1239	Southwell, Leanne		AUS	AUS	1:04:04	3:08	6:05:38	2:55	4:25:45
48		11:42:28	1232	Boubee, Sandra		NZL	NZL	1:06:56	5:43	5:59:29	4:37	4:25:45
49		11:42:46	1253	Jackson, Tana		USA	USA	1:30:27	4:28	5:57:25	4:35	4:05:53
50		11:44:42	1301	Simpson, Sharley		USA	USA	1:19:52	5:46	6:21:03	4:12	3:53:50
51		11:45:47	1302	Schoenberg, Jennifer		USA	USA	1:05:36	4:18	6:11:13	3:24	4:21:16
52		11:46:46	1273	Shabet, Rose		USA	USA	1:21:04	5:28	5:46:57	6:07	4:27:12
53		11:49:20	1280	Liaw, Sandy		USA	USA	1:34:32	5:54	6:00:03	4:20	4:04:33
54		11:50:19	1294	Chain, Jeanna		USA	USA	1:17:35	4:46	6:03:56	5:48	4:18:15
55		11:51:21	1267	Smith, Caroline		USA	USA	1:11:46	6:24	5:57:37	6:59	4:28:37
56		11:55:50	1254	Oliver, Kimber		USA	USA	1:18:40	5:03	6:07:50	9:19	4:15:01
57		11:59:46	1306	Montgomery, Kelli		USA	USA	1:01:59	3:53	6:15:40	5:18	4:32:58
58		12:05:02	1277	Young, Michelle		CAN	CAN	1:03:42	5:27	6:06:49	4:32	4:44:34
59		12:06:13	1263	Camakaris, Georgie		AUS	AUS	1:03:40	5:44	6:00:41	4:39	4:51:31
60		12:06:15	1297	Behme, Caroline		USA	USA	1:10:09	4:06	6:21:25	4:30	4:26:08
61		12:06:26	1245	Brost, Michelle		USA	USA	1:17:26	4:04	6:26:59	5:32	4:12:27
62		12:19:33	1295	Stephenson, Rebecca		USA	BRA	1:20:46	2:56	6:19:18	3:28	4:33:06
63		12:23:23	1235	Beck, Patricia		GER	GER	1:22:40	4:47	6:06:00	6:21	4:43:37
64		12:30:54	1272	Dorling, Kim		NZL	NZL	1:34:09	3:30	6:26:39	3:08	4:23:30
65		12:35:13	1291	Tucker, Ruth		GBR	GBR	1:25:00	3:42	6:41:20	3:06	4:22:07
66		12:38:48	1252	Evans, Carolyn		GBR	GBR	1:30:08	4:23	6:48:25	5:26	4:10:28
67		12:47:29	1244	Freeman, Maggie		USA	USA	1:46:03	4:47	6:22:14	6:09	4:28:18
68		12:51:26	1251	McKenna Schmitt, Heidi		USA	USA	1:15:06	2:27	6:46:31	6:31	4:40:53
69		12:52:18	1303	Schaerrer, Keena		USA	USA	1:16:34	5:02	6:05:12	5:00	5:20:30
70		13:00:08	1226	Nixon, Susan		USA	USA	1:22:22	3:41	6:51:46	7:43	4:34:39
71		13:01:14	1274	Deane, Gill		GBR	RSA	1:10:56	5:57	7:08:02	7:28	4:28:53
72		13:20:02	2089	Van Vuren, Jamie		USA	USA	1:32:04	3:49	7:01:23	6:19	4:36:27
73		13:29:00	1285	Taylor, Jodie		USA	USA	1:26:42	6:22	6:49:01	6:25	5:00:32
74		13:50:47	1283	Thompson, Laura		USA	USA	1:40:50	9:55	6:52:08	9:15	4:58:41
75		13:56:12	1255	Barnes, Kristin		USA	USA	1:18:15	3:32	6:32:56	3:28	5:58:03
76		14:35:29	1243	Slikas, M.J.		USA	USA	1:08:23	4:39	6:43:19	5:33	6:33:37
77		15:09:59	1236	Kovacs, Eva		USA	SUI	1:46:00	6:12	7:20:46	7:12	5:49:52
78		15:13:42	134	Telford, BethAnn		USA	USA	1:46:12	9:49	7:49:02	9:33	5:19:08
79		15:45:44	1224	Brown, Karen		USA	USA	1:52:58	8:26	7:33:40	11:43	5:58:58
80		15:46:25	1293	Dixon, Tricia		USA	USA	1:29:36	9:04	7:07:00	11:11	6:49:36
81		16:09:27	1238	Wuebker, Ginger		USA	USA	1:20:12	9:19	7:45:16	13:33	6:41:10
82	DNF		1233	Ford, Michelle		USA	USA	1:01:14	3:45	5:42:24		

## Women 45 - 49 Awards

Place	Bla	Time	Numbe	Lname	Fname	Cnt	Rep	Swim	Tr1	Bike	Tr2	Run
1		10:37:36	920	Harnischfeger, Gabriela		GER	GER	1:12:13	3:16	5:27:11	2:40	3:52:18
2		10:38:26	968	Hassel, Diana		USA	USA	1:07:10	3:12	5:32:25	3:37	3:52:04
3		10:38:37	959	Smith, Ann		USA	USA	1:05:24	3:11	5:39:13	2:50	3:48:01
4		10:44:47	927	Kenyon, Lisbeth		USA	USA	1:04:42	2:53	5:26:08	3:15	4:07:52
5		10:52:48	923	Keane, Lynn		USA	USA	1:14:39	4:40	5:48:01	5:22	3:40:08
6		10:53:55	898	Knibb, Leslie		USA	USA	1:08:03	3:07	5:47:12	3:08	3:52:27

# AGE GROUP RESULTS

Place	Bla	Time	Numbe	Lname	Fname	Cnt	Rep	Swim	Tr1	Bike	Tr2	Run
7		10:56:20	933	Dowell, Melissa		GBR	GBR	1:00:48	3:25	5:47:26	4:18	4:00:26
8		10:58:57	940	Tiedeken, Iris		SWI	GER	1:04:51	3:45	5:50:34	5:08	3:54:41
9		11:01:15	931	Winsberg, Mimi		USA	USA	1:14:36	4:08	5:48:20	4:09	3:50:05
10		11:04:55	954	Bakk, Britni		USA	USA	1:06:05	2:42	5:52:47	2:30	4:00:53
11		11:09:57	943	Taggart, Sally		AUS	AUS	1:10:32	3:08	6:07:26	3:14	3:45:39
12		11:11:31	919	Houseaux, Catherine		FRA	FRA	1:18:29	5:07	6:05:05	4:47	3:38:06
13		11:16:57	922	Bennett, Paula		USA	USA	1:19:08	3:47	5:57:39	5:02	3:51:23
14		11:19:49	901	Campbell, Ann		AUS	AUS	1:10:01	4:58	6:05:53	5:15	3:53:44
15		11:20:44	945	Clarke, Angela		AUS	AUS	1:05:23	3:51	6:12:16	3:48	3:55:27
16		11:22:33	930	Hattingh, Mariette		ZAF	RSA	1:25:34	3:48	5:46:52	3:38	4:02:43
17		11:30:13	905	Robb, Linda		USA	USA	1:01:56	3:34	6:07:50	4:42	4:12:13
18		11:30:25	918	Dueger, Erica		USA	USA	1:15:10	2:59	6:03:01	4:15	4:05:02
19		11:32:20	949	Grosse, Keri		USA	USA	1:16:14	3:13	5:58:48	5:35	4:08:31
20		11:36:40	903	Arlander, Bodil		USA	USA	1:16:20	4:01	5:56:31	5:08	4:14:42
21		11:37:23	944	Wells, Beverley		CAN	CAN	1:17:22	5:54	6:23:25	4:35	3:46:09
22		11:42:13	911	Fritzer, Debbie		USA	USA	1:03:28	5:40	6:12:54	5:57	4:14:16
23		11:42:54	950	Rubens, Sue		USA	USA	1:29:11	5:42	5:56:51	4:46	4:06:27
24		11:44:11	912	Rosati, Valeria		BRA	BRA	1:11:51	3:53	6:14:26	4:06	4:09:57
25		11:45:37	957	Ruel, Elisabeth		CAN	CAN	1:30:05	3:30	6:24:43	6:13	3:41:08
26		11:46:15	946	Perrett, Aimee		NZL	NZL	1:07:00	5:16	6:13:06	5:16	4:15:38
27		11:47:42	915	Fullen, Gill		GBR	GBR	1:17:38	3:03	6:17:49	4:36	4:04:38
28		11:52:45	970	Cashmore, Teri		USA	USA	1:00:12	3:09	6:27:00	3:58	4:18:28
29		11:53:56	913	Desrosiers, Helene		CAN	CAN	1:24:25	4:39	5:55:58	8:36	4:20:19
30		11:54:58	906	Rasmussen, Carol		DNK	DEN	1:17:00	3:35	5:40:19	3:54	4:50:12
31		11:56:00	899	Favale, Erminia		USA	VEN	1:31:30	5:41	6:00:07	5:06	4:13:38
32		12:03:10	908	Jeschke, Katrin		GER	GER	1:29:19	4:24	6:22:03	4:18	4:03:08
33		12:06:15	947	Rink, Kathy		USA	USA	1:11:14	6:13	6:43:30	7:43	3:57:37
34		12:06:34	965	Torrie, Lenore		CAN	CAN	1:25:12	3:54	6:16:55	4:52	4:15:42
35		12:07:38	951	Lefeaux, Chrissy		AUS	AUS	1:25:29	5:15	6:16:28	4:42	4:15:46
36		12:07:51	953	Lyons, Cynthia		USA	USA	1:09:45	5:04	6:23:00	5:59	4:24:05
37		12:08:35	929	Cramer, Daniela		GER	GER	1:14:36	3:52	6:34:39	6:01	4:09:30
38		12:15:24	932	Boyce, Mary		USA	USA	1:17:04	6:07	6:25:52	4:58	4:21:25
39		12:21:17	896	Dziuban, Susan		USA	USA	1:27:48	7:08	6:35:16	5:59	4:05:10
40		12:22:06	900	MacLean, Rhona		AUS	AUS	1:27:43	4:40	6:15:48	5:58	4:27:59
41		12:22:09	967	Colombara, Maria Cristina		ITA	ITA	1:17:28	4:15	6:42:22	4:02	4:14:04
42		12:28:58	958	Aquila, Sue		USA	USA	1:24:30	3:40	6:35:05	4:40	4:21:04
43		12:34:29	910	Williams, Ann		USA	USA	1:33:43	4:40	6:33:28	5:52	4:16:48
44		12:35:38	955	Tucker, Amanda		USA	USA	1:27:09	7:28	6:17:43	7:07	4:36:14
45		12:36:42	948	Sheetz, Tara		USA	USA	1:17:14	4:14	6:16:00	4:28	4:54:49
46		12:44:24	942	Stoeppler, Petra		GER	GER	1:08:16	3:31	6:40:43	7:14	4:44:43
47		12:50:20	962	Nagle, Melinda		USA	USA	1:14:23	5:50	6:40:47	6:37	4:42:45
48		12:50:24	902	Murata, Yoshino		JPN	JPN	1:27:51	9:27	6:49:51	6:48	4:16:29
49		12:51:45	941	Thilges, Anne		USA	USA	1:10:20	3:12	6:37:26	7:51	4:52:58
50		12:52:07	914	Forbes, Virginia		AUS	AUS	1:08:15	4:17	6:57:44	4:35	4:37:19
51		12:52:57	939	Johnson, Laurel		CAN	CAN	1:24:17	3:43	6:31:03	3:50	4:50:05
52		13:04:51	956	Hartmann, Lisa		CAN	CAN	1:08:22	5:07	6:39:32	12:08	4:59:45
53		13:28:04	921	Bacal, Susy		USA	USA	1:12:42	4:39	6:27:15	4:32	5:38:58
54		13:35:30	966	Kristjansdottir, Asdis		ISL	ISL	1:38:09	5:28	6:30:19	6:35	5:15:01
55		13:45:22	924	Nichols, Sharyn		AUS	AUS	1:09:36	7:41	6:26:09	8:00	5:53:58
56		13:48:19	917	O'Callaghan, Kim		USA	USA	1:33:07	6:11	6:46:13	8:12	5:14:37



# AGE GROUP RESULTS

Place	Bla	Time	Numbe	Lname	Fname	Cnt	Rep	Swim	Tr1	Bike	Tr2	Run
57		14:11:44	937	Harding, Lisa		AUS	AUS	1:27:55	7:09	5:47:09	6:01	6:43:31
58		14:21:59	936	Wagner, Cindy		USA	USA	1:41:20	7:00	7:28:33	5:27	4:59:41
59		14:35:54	916	Ford, Susan		USA	USA	1:24:10	6:00	7:04:50	25:34	5:35:22
60		14:51:34	897	Dretzka, Jennifer		USA	USA	1:17:09	7:38	7:45:07	10:51	5:30:51
61		15:08:17	938	Calloway, Diane		USA	USA	1:25:02	5:39	7:25:09	10:53	6:01:36
62		15:12:23	904	Kuran, Ivanka		USA	USA	1:45:29	9:02	7:12:12	11:30	5:54:11
63		15:28:31	925	Horton, Sally		GBR	GBR	1:34:46	11:00	7:41:48	10:23	5:50:35
64		15:46:07	935	Haag, Susan		USA	USA	1:47:02	9:00	7:10:25	13:59	6:25:43
65		15:52:10	964	David, Kristen		USA	USA	1:48:11	7:19	7:07:35	14:57	6:34:11
66		16:11:57	952	Byrnes, Teresa		USA	USA	1:49:48	7:05	8:18:50	6:22	5:49:54
67		16:21:31	907	Secritario, Joy		USA	USA	2:01:28	9:13	7:58:59	9:45	6:02:09
68	DNF		926	Debonis, Jeanne		USA	USA	1:02:13	3:02			
69	DNF		963	Myers, Leslie		USA	USA	1:08:41	3:30	6:27:29	7:01	
70	DNF		969	Racela, Ricci		USA	USA	1:17:13	4:29			

## Women 50 - 54 Awards

Place	Bla	Time	Numbe	Lname	Fname	Cnt	Rep	Swim	Tr1	Bike	Tr2	Run
1		10:58:40	647	Ward, June		AUS	AUS	1:13:05	4:23	5:53:40	3:28	3:44:07
2		11:01:02	615	Hart, Ellen		USA	USA	1:18:50	3:57	5:58:43	3:13	3:36:20
3		11:19:58	644	Tindale-Fox, Carmel		CAN	CAN	1:11:04	5:00	6:12:44	3:53	3:47:20
4		11:24:20	662	Hurley, Linda		USA	USA	1:08:07	4:26	6:09:05	4:33	3:58:12
5		11:27:52	654	Steinacher, Heidi		AUT	AUT	58:15	3:49	6:10:18	5:46	4:09:46
6		11:36:11	648	Singleton, Tracy		AUS	AUS	1:01:13	3:29	5:41:10	7:33	4:42:48
7		11:40:54	655	Gruber, Cordula		GER	GER	1:09:38	4:52	5:54:51	7:38	4:23:56
8		11:46:13	641	McMaster, Sue		NZL	NZL	1:08:42	4:35	5:50:33	6:30	4:35:56
9		11:49:12	628	Capper, Colleen		USA	USA	1:19:38	3:55	6:21:00	4:09	4:00:32
10		11:58:16	631	Aerts, Martine		BEL	BEL	1:25:15	5:39	6:13:49	4:36	4:09:00
11		11:59:01	652	Benzer, Susan		CAN	CAN	1:22:21	4:59	6:04:47	4:38	4:22:19
12		11:59:14	667	Dalconzo, Patricia		USA	USA	1:21:48	4:10	6:41:41	5:09	3:46:28
13		11:59:33	660	Louis, Guylyne		GLP	GLP	1:25:18	4:08	6:10:08	4:15	4:15:46
14		12:00:09	625	Mitchell, Mary		AUS	AUS	1:17:52	5:35	6:13:12	5:47	4:17:46
15		12:01:29	638	Crewe, Sarah		USA	USA	1:13:06	5:28	6:16:11	4:54	4:21:52
16		12:07:04	639	Reed, Pamela		USA	USA	1:28:23	5:02	6:11:24	4:58	4:17:20
17		12:11:36	659	Irby, Della		USA	USA	1:38:22	4:32	6:11:20	6:51	4:10:33
18		12:12:25	618	Hevenor, Stephanie		USA	USA	1:14:50	4:34	6:20:22	5:34	4:27:07
19		12:12:36	621	Donald, Claire		GBR	GBR	1:24:49	4:28	6:40:21	5:07	3:57:53
20		12:13:15	658	Bakker, Nina		NLD	NED	1:47:12	3:20	6:38:50	3:58	3:39:57
21		12:14:47	657	Davidson, Jackie		CAN	CAN	1:31:19	3:48	6:32:16	3:31	4:03:55
22		12:14:59	623	Bryant, Patty		USA	USA	1:26:21	4:08	6:30:53	7:01	4:06:37
23		12:21:24	663	Jennings, Della		USA	USA	1:17:38	5:50	6:29:53	5:53	4:22:13
24		12:24:16	643	Lorenz, Jenny		USA	USA	1:18:21	5:17	6:28:18	4:24	4:27:58
25		12:33:00	635	Diaz, Adriana		ARG	ARG	1:33:51	5:30	6:29:08	5:41	4:18:52
26		12:34:12	653	Vagnoni, Helen		AUS	AUS	1:15:45	4:16	6:26:48	6:07	4:41:18
27		12:35:58	133	Moss, Julie		USA	USA	1:04:27	3:52	6:28:48	4:27	4:54:26
28		12:50:02	622	Cuder, Isabella		AUT	AUT	1:08:26	6:30	6:39:16	8:36	4:47:15
29		12:53:59	633	Birkeneder, Ingrid		GER	GER	1:33:17	5:06	6:22:44	7:10	4:45:43
30		13:04:41	637	Fellowes-Gentry, Carolyn		USA	USA	1:15:05	5:08	6:42:17	9:15	4:52:59
31		13:06:09	642	Mantova, Nicki		AUS	AUS	1:09:16	6:49	6:23:35	10:15	5:16:16

# AGE GROUP RESULTS

Place	Bla	Time	Numbe	Lname	Fname	Cnt	Rep	Swim	Tr1	Bike	Tr2	Run
32		13:07:08	651	Butcher, Pascale		USA	FRA	1:25:06	5:56	6:29:39	4:58	5:01:30
33		13:07:31	619	Kuhlemeier, Barbara		USA	USA	1:23:25	3:46	6:33:55	23:34	4:42:53
34		13:13:33	661	MacPherson, Leanne		AUS	AUS	1:32:29	5:03	6:50:43	6:08	4:39:12
35		13:19:44	649	Chioji, Wendy		USA	USA	1:18:36	4:59	6:46:52	7:22	5:01:56
36		13:22:27	665	Heywood, Louise		AUS	AUS	1:24:58	4:27	6:24:02	7:22	5:21:39
37		13:23:06	617	Lopes, Hedla		BRA	BRA	1:08:53	4:11	6:47:37	5:43	5:16:43
38		13:23:16	629	Daul, Leigh		USA	USA	1:32:22	4:26	6:39:34	3:54	5:03:01
39		13:26:55	645	Helmick, Tammy		USA	USA	1:35:17	5:35	6:50:11	6:45	4:49:09
40		13:27:13	650	Williams, Margie		USA	USA	1:31:31	5:32	6:33:21	5:40	5:11:11
41		13:32:39	132	McCartney Hearst, Kathleen		USA	USA	1:28:21	4:29	6:41:36	5:58	5:12:17
42		13:34:25	632	Dr. Westphal, Dorit		GER	GER	1:18:45	6:04	6:45:47	6:32	5:17:19
43		13:38:13	656	Sinko, Valerie		FRA	FRA	1:16:13	5:12	7:51:25	7:45	4:17:40
44		13:40:47	664	Campbell, Colleen		USA	USA	1:29:32	5:17	7:04:02	6:55	4:55:03
45		13:57:41	624	Lukanich, Laurie		USA	USA	1:22:05	4:05	7:17:16	12:00	5:02:18
46		14:04:04	640	Shinoda, Noriko		JPN	JPN	1:23:52	5:55	7:18:53	7:00	5:08:26
47		14:10:44	630	Smith, Christina		GBR	GBR	1:45:57	7:50	7:22:35	11:04	4:43:20
48		14:41:48	636	Craft, Barb		USA	USA	1:23:44	8:33	7:04:40	9:24	5:55:30
49		14:42:06	627	Wei-Haas, Lisa		USA	USA	1:24:47	6:02	6:57:55	8:34	6:04:50
50		15:36:17	634	Cote, Joanna		USA	USA	1:52:21	8:33	7:24:33	12:02	5:58:50
51		15:44:46	616	Lowery, Nancy		USA	USA	1:32:32	5:47	7:44:32	7:44	6:14:14
52		16:30:45	626	Dul, Dianne		CAN	CAN	2:09:01	9:00	7:42:36	13:54	6:16:17
53	DNF		620	Corbett, Carol		CAN	CAN	1:31:37	6:48	6:23:36	25:16	
54	DNF		2073	Gusman, Theresa		USA	USA	1:39:40	6:57			
55	DNF		646	Soden, Patricia		USA	USA	1:56:03	6:20			

## Women 55 - 59 Awards

Place	Bla	Time	Numbe	Lname	Fname	Cnt	Rep	Swim	Tr1	Bike	Tr2	Run
1		11:09:30	448	Sophiea, Laura		USA	USA	1:11:06	4:21	5:47:34	4:18	4:02:13
2		11:11:55	465	Smyers, Donna		USA	USA	1:13:50	3:09	5:50:44	3:40	4:00:33
3		11:26:44	470	Cullen, Nancy		AUS	AUS	1:11:35	3:58	6:09:34	4:11	3:57:28
4		11:40:23	461	Fisher, Edie		CAN	CAN	1:04:55	4:50	5:51:19	4:11	4:35:11
5		11:40:36	452	Barnes, Ann		CAN	CAN	1:09:34	3:33	5:54:25	4:07	4:28:59
6		11:46:19	456	Celette, Gabriele		GER	GER	1:21:16	3:26	6:33:16	3:23	3:45:00
7		11:55:35	469	Fuentes, Crissy		USA	USA	1:12:55	3:49	6:19:06	3:36	4:16:11
8		12:13:19	444	Nelson, Laurelee		CAN	CAN	1:22:18	3:54	6:19:20	6:55	4:20:56
9		12:34:00	468	Craig, Cary		USA	USA	1:34:34	7:39	6:23:54	5:05	4:22:49
10		12:35:49	436	Watson, Beverly		CAN	CAN	1:18:15	5:06	6:30:01	6:58	4:35:31
11		12:36:20	460	Gensior, Berenike		GER	GER	1:26:57	4:43	6:48:27	6:07	4:10:09
12		12:54:48	449	Krock, Asa		IRL	SWE	1:31:47	6:05	6:36:49	6:32	4:33:36
13		12:54:55	457	Clark, Debbie		NZL	NZL	1:29:00	5:16	6:38:42	4:51	4:37:08
14		13:18:03	445	Tibbetts, Cathy		USA	USA	1:18:57	4:03	6:35:27	7:01	5:12:35
15		13:18:20	438	Goodrich, Barb		USA	USA	1:47:42	6:21	6:57:09	5:13	4:21:56
16		13:19:05	451	Golledge, Judith		AUS	AUS	1:33:38	5:27	6:41:08	4:22	4:54:32
17		13:30:18	447	Dees, Kyle		USA	USA	1:24:54	4:19	6:48:59	5:56	5:06:12
18		13:38:51	458	Greaves, Sarah		GBR	GBR	1:20:43	5:48	6:59:54	7:30	5:04:57
19		13:40:24	467	Torre, Mary		SWI	SUI	1:25:54	6:18	6:56:53	9:01	5:02:20
20		13:47:01	441	Moore, Marianne		USA	USA	1:26:34	6:21	6:43:42	7:38	5:22:49
21		13:49:33	453	Higuchi, Inako		JPN	JPN	1:30:23	9:13	7:19:29	7:05	4:43:24
22		13:51:20	439	Haffner, Joni		USA	USA	1:14:26	5:59	6:56:30	7:55	5:26:32

# AGE GROUP RESULTS

Place	Bla	Time	Numbe	Lname	Fname	Cnt	Rep	Swim	Tr1	Bike	Tr2	Run
23		13:52:45	437	Wright, Laurel		USA	USA	1:36:02	5:35	6:49:48	8:28	5:12:54
24		13:55:14	455	Baumgarten, Elizabeth		USA	USA	1:26:10	7:03	6:48:39	8:05	5:25:20
25		14:08:46	440	Boudreaux, Susan		USA	USA	1:27:23	6:30	7:13:46	8:05	5:13:02
26		14:37:41	462	Bartoshesky, Leslie		USA	USA	1:25:23	6:03	7:22:09	7:00	5:37:08
27		14:46:14	454	Bryan, Kit		USA	USA	1:29:08	6:58	7:20:45	9:12	5:40:11
28		14:46:21	459	Bezuidenhout, Hendrika		ZAF	RSA	1:19:30	10:20	7:32:06	9:40	5:34:47
29		14:50:27	463	Bartoletti, Marie		USA	USA	1:59:19	5:44	7:24:51	8:19	5:12:17
30		15:21:37	464	Olshansky, Iris		ISR	ISR	1:10:10	9:37	7:32:37	13:19	6:15:55
31		15:55:16	443	Parr, Sharman		AUS	AUS	1:52:07	6:10	7:10:00	7:58	6:39:03
32		16:12:38	466	Flynn, Yvette		USA	USA	1:45:27	6:45	8:26:54	7:35	5:46:00
33		16:28:24	446	White, Shelley		USA	USA	1:59:35	7:39	7:58:57	8:25	6:13:49
34	DNF		442	Lefevre, Chantal		USA	BEL	1:29:34	7:41			

## Women 60 - 64 Awards

Place	Bla	Time	Numbe	Lname	Fname	Cnt	Rep	Swim	Tr1	Bike	Tr2	Run
1		12:27:51	340	Laney, Judith		USA	USA	1:11:09	5:21	6:42:51	4:04	4:24:28
2		12:34:51	323	Peters, Carol		CAN	CAN	1:32:01	7:23	6:39:38	6:19	4:09:32
3		13:05:06	337	Wille, Monika		GER	GER	1:40:47	7:10	6:34:32	6:43	4:35:56
4		13:22:46	315	Goodyear, Cullen		CAN	CAN	1:19:42	4:30	6:46:43	9:12	5:02:41
5		13:24:36	330	Wilson, Beryl		AUS	AUS	1:11:18	6:13	7:19:24	6:51	4:40:52
6		13:38:46	336	Stanley, Robyn		AUS	AUS	1:26:56	4:20	6:56:00	5:33	5:06:00
7		13:59:45	343	Wallis, Susan		USA	USA	1:33:53	6:40	7:14:54	7:26	4:56:55
8		14:04:38	321	Stegeman, Pam		AUS	AUS	1:36:22	5:22	6:59:18	5:49	5:17:49
9		14:05:31	332	Davenport, Carol		USA	USA	1:33:53	8:11	7:10:46	9:18	5:03:23
10		14:07:26	322	Peck, Kathi		USA	USA	1:27:45	10:02	7:17:54	7:50	5:03:57
11		14:10:43	328	Lohman, Gail		USA	USA	1:28:42	6:06	7:27:23	6:56	5:01:37
12		14:16:42	342	Toth, Jean		USA	USA	1:21:06	8:17	7:23:30	11:00	5:12:52
13		14:21:42	326	Johns, Barbara		USA	USA	1:29:07	9:03	7:17:38	9:35	5:16:22
14		14:25:26	329	Voronova, Liudmila		RUS	RUS	1:40:22	4:57	7:37:19	6:47	4:56:04
15		14:46:02	319	Rolston, Shirley		NZL	NZL	1:40:27	6:06	7:15:20	5:07	5:39:04
16		14:51:19	334	Rowe, Kate		AUS	AUS	1:54:54	5:11	7:11:42	15:04	5:24:29
17		14:54:01	324	Defazio, Carol		USA	USA	1:40:33	10:28	7:27:50	8:44	5:26:29
18		15:02:32	341	Everitt, Denise		USA	USA	1:08:48	5:04	7:08:50	8:03	6:31:49
19		15:17:01	331	Stringer, Peggy		USA	USA	1:23:41	9:59	7:26:14	8:49	6:08:20
20		15:22:06	338	Hughes, Gail A.		USA	USA	1:27:28	7:07	7:10:22	13:51	6:23:21
21		15:38:28	327	Rondou, Cecelia		USA	USA	1:22:51	5:07	7:37:13	7:26	6:25:53
22		15:42:59	335	Sardes, Diane		USA	USA	1:44:24	10:30	7:19:46	11:27	6:16:53
23		15:47:10	318	Mountford, Jane		AUS	AUS	1:19:56	7:26	7:51:13	7:36	6:21:01
24		15:51:26	325	Painter, Karen		USA	USA	1:40:17	9:25	7:19:30	13:21	6:28:55
25		16:03:47	317	Cronenberg, Melodie		USA	USA	1:33:51	10:12	7:23:34	13:50	6:42:21
26		16:09:53	344	McVey, Kathleen		USA	USA	2:06:48	10:17	7:51:16	7:48	5:53:46
27		16:16:41	320	Wiebe, Sandi		USA	USA	1:28:52	5:11	8:07:45	9:58	6:24:57
28		16:23:36	316	Styles, Cathy		USA	USA	1:39:09	9:00	7:41:48	17:45	6:35:56

## Women 65 - 69 Awards

Place	Bla	Time	Numbe	Lname	Fname	Cnt	Rep	Swim	Tr1	Bike	Tr2	Run
1		13:35:14	239	Gruenfeld, Cherie		USA	USA	1:25:05	3:51	6:54:14	4:13	5:07:53



# AGE GROUP RESULTS

Place	Bla	Time	Numbe	Lname	Fname	Cnt	Rep	Swim	Tr1	Bike	Tr2	Run
2		14:00:05	241	Grabow, Natalie		USA	USA	1:33:51	4:38	6:43:10	6:05	5:32:23
3		14:04:54	244	McKinlay, Karla		AUS	AUS	1:40:57	7:08	6:55:07	6:04	5:15:40
4		14:41:23	249	Meneley, Sandy		USA	USA	1:49:19	7:53	7:27:48	8:53	5:07:31
5		14:46:27	246	Gonzales, Valerie		CAN	CAN	1:55:32	7:23	7:36:21	7:30	4:59:45
6		15:10:23	251	Crawford, Sally		USA	USA	1:20:47	4:47	7:25:00	14:42	6:05:08
7		15:38:39	240	Lund, Tiare		NZL	NZL	1:28:49	5:05	7:11:57	9:57	6:42:53
8		16:04:39	237	Woodworth, Cheryl		USA	USA	2:05:48	6:39	7:23:58	10:44	6:17:32
9		16:05:24	238	Carroll, Theo		USA	USA	1:49:41	5:20	7:23:30	6:44	6:40:11
10		16:09:05	242	Yeats, Dexter		USA	USA	1:46:43	7:26	7:21:45	10:29	6:42:44
11		16:10:53	247	Lanting, Greetje		NLD	NED	2:02:27	6:36	7:33:34	8:28	6:19:49
12		16:20:56	248	Dondero, Joanne		USA	USA	1:40:19	8:18	8:04:07	8:43	6:19:31
13		16:22:55	250	Campbell, Carol		USA	USA	1:59:24	8:09	7:35:17	8:05	6:32:02
14	DNF		243	Aydelott, Karen		USA	USA	1:25:14	12:11	7:27:06	13:13	
15	DNF		245	Kawasaki, Ayako		JPN	JPN	2:02:37	10:35			

## Women 70 - 74 Awards

Place	Bla	Time	Numbe	Lname	Fname	Cnt	Rep	Swim	Tr1	Bike	Tr2	Run
1		15:28:11	200	Burns, Beatrice		USA	USA	1:58:28	7:27	7:30:38	9:03	5:42:37
2	DNF		197	McDowell-Cramer, Peggy		USA	USA	1:31:23	4:06	8:18:42	5:03	
3	DNF		198	Galiotta, Maryann		USA	USA	1:56:14	8:07	8:22:49		
4	DNF		199	Gause, Chris		USA	USA	2:02:12	6:06			

## Women 75 & Over Awards

Place	Bla	Time	Numbe	Lname	Fname	Cnt	Rep	Swim	Tr1	Bike	Tr2	Run
1		16:59:19	169	Anderson, Harriet		USA	USA	2:10:18	9:26	7:37:50	12:10	6:49:36



# OUR SPONSORS

# mylist™

**TIMEX**

HAWAII TOURISM  
AUTHORITY

Vitacost®

**GU**

ONN BREAKER

USA SWISS

my  
**REFUEL**  
got chocolate milk?

SUGOI

WHO'S THAT BEHIND THOSE  
**FOSTER GRANTS**

**TYR**

active.com

AVON

COURTYARD  
Marriott  
KING KAMEHAMEHA'S  
KONA BEACH HOTEL

TRIBIKE  
TRANSPORT

TBT  
BIKE TECH

TBT  
RACE WHEELS

Aquadraat  
SPORTS

Aqua Sphere

Aqua Sphere

**ZXU**

NEWTON  
SAFETY

**LAVA**

**FuelBelt**

ARI

KONA  
BREWING CO.

WICWAM

TRIGGERPOINT  
PERFORMANCE THERAPY  
therapy.com

SHIMANO

SKIN  
STRONG  
SUN COLLECTOR

yurbuds  
SPORT HEADPHONES

cervélo

CARMICHAEL  
TRAINING  
SYSTEMS

JARDEN  
consumer  
solutions

PHILADELPHIA  
INSURANCE COMPANIES  
A Member of The United States Group

PROFILE  
DESIGN

CompuTrainer  
by RaceMate

SHIELD

**TREK**

Coach  
**TROY JACOBSON**  
PERFORMANCE TRAINING SERVICE

AnthonyTravel

ashworth  
awards

Island Paradise

**B-O-B**

CHALLENGED ATHLETES  
**CAF**  
FOUNDATION

ENDURANCE KNOWLEDGE  
Endurance For Your Lifetime & Lifetime

**MRI**  
MRI-ENDURANCE.COM

**IRONMAN**  
OFFICIAL MERCHANDISE

**IRONMAN**  
FOUNDATION

FinisherPix

UNIVERSAL  
SPORTS  
NETWORK

**XC**



**Proud Supplier** of Custom Race Bibs for the  
**IRONMAN WORLD CHAMPIONSHIP**



- FASTEST TURNAROUND TIME
- COMPLETELY CUSTOMIZED BIBS
- PERSONALIZED BIBS
- EASY TO ORDER

**BibNumbers.com**

1-855-301-BIBS (2427)  
Info@BibNumbers.com

Results provided by:



Design provided by:



Photos provided by:

